

West Street

PROJECT INFORMATION

ADDRESS:
97 W EST STREET, BROOKLYN, NY. 11222
BLOCK 2556, LOT 1

ARCHITECTS:

CONTACT: PINK FLAMINGOS
ADDRESS: PINK POND, COLUMBIA GSAPP,
116TH + BROADWAY, NY. 10027
EMAIL: pinkflamingos@pinkflamingos.pf

DESIGN CONSULTANT:

CONTACT: CLEMENTINA RUGGIERI
ADDRESS: SPACE 4 ARCHITECTS
EMAIL: cr@4arch.com

STRUCTURAL CONSULTANT:

CONTACT: JASON STONE
ADDRESS: LERA
EMAIL: jason.stone@lera.com

MECHANICAL/SUSTAINABILITY CONSULTANT:

CONTACT: JONCE WALKER
ADDRESS: THORNTON TOMASETTI
EMAIL: jwalker@thorntontomasetti.com

ENCLOSURE CONSULTANT:

CONTACT: RYAN DONAGHY
ADDRESS: SHoP ARCHITECTS



PINK FLAMINGOS

WILLIAM ANDERSON
REBECCA GREENBERG
JACOB GULINSON
IAN LEE

ARCHITECTURAL CONSULTANT

CLEMENTINA RUGGIERI, SPACE 4 ARCHITECTS
CR@4ARCH.COM

MEP ENGINEER

JONCE WALKER, THORNTON TOMASETTI
JWALKER@THORNTONTOMASETTI.COM

STRUCTURAL ENGINEER

JASON STONE, LERA
JASON.STONE@LERA.COM

ENCLOSURE CONSULTANT

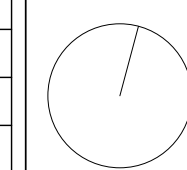
RYAN DONAGHY, SHOP
DONAGHYR@GMAIL.COM

GSAPP

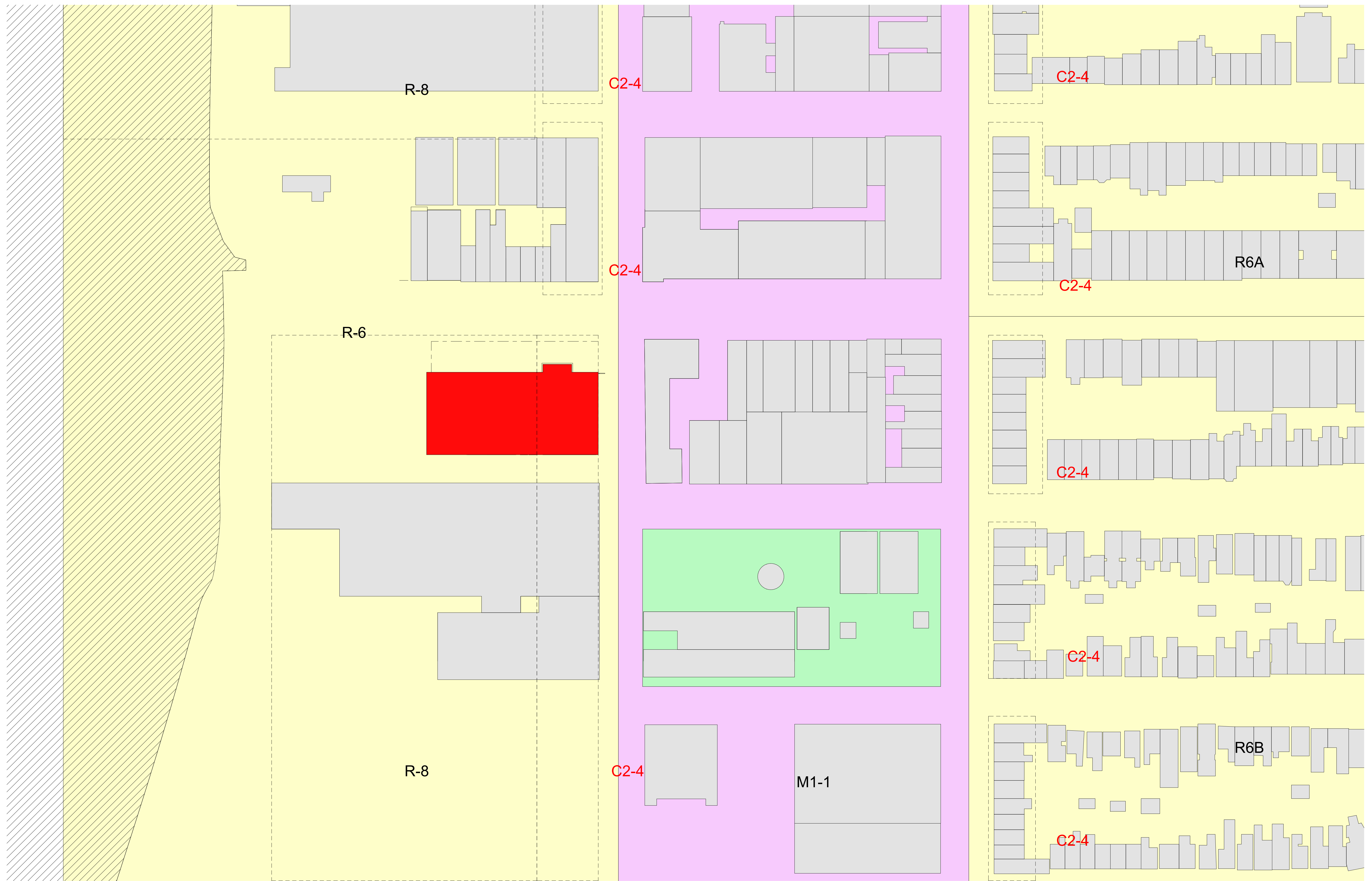
ELEVATED STATES

ISSUANCE

NO.	DESCRIPTION	DATE
1	SCHEMATIC DESIGN	09.18.2018
2	DESIGN DEVELOPMENT	10.23.2018
3	CONSTRUCTION DOCUMENTS	11.27.2018



T000
COVER SHEET



1 CONTEXT DIAGRAM
1/64" = 1'-0"



PINK FLAMINGOS

WILLIAM ANDERSON
REBECCA GREENBERG
JACOB GULINSON
IAN LEE

ARCHITECTURAL CONSULTANT

CLEMENTINA RUGGIERI, SPACE 4 ARCHITECTS
CR@4ARCH.COM

MEP ENGINEER

JONCE WALKER, THORNTON TOMASETTI
JWALKER@THORNTONTOMASETTI.COM

STRUCTURAL ENGINEER

JASON STONE, LERA
JASON.STONE@LERA.COM

ENCLOSURE CONSULTANT

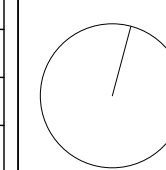
RYAN DONAGHY, SHOP
DONAGHYR@GMAIL.COM

GSAPP

ELEVATED STATES


ISSUANCE

NO.	DESCRIPTION	DATE
1	SCHEMATIC DESIGN	09.18.2018
2	DESIGN DEVELOPMENT	10.23.2018
3	CONSTRUCTION DOCUMENTS	11.27.2018




T002
CONTEXT

Institute of Contemporary Arts, Boston
// Diller Scofidio + Renfro




Features: cantilever system, exterior stair landmark, monumentality, framed skyline view, occupiable underbelly

Seoul University National Museum of Arts
// OMA



Features: cantilever system, monumentality, truss structural system, main 'central' staircase

Javits Center
// Pei Cobb Freed & Partners



Features: green roof, activate river ecosystem, rainwater catchment



PINK FLAMINGOS

WILLIAM ANDERSON
REBECCA GREENBERG
JACOB GULINSON
IAN LEE

ARCHITECTURAL CONSULTANT

CLEMENTINA RUGGIERI, SPACE 4 ARCHITECTS
CR@4ARCH.COM

MEP ENGINEER

JONCE WALKER, THORNTON TOMASETTI
JWALKER@THORNTONTOMASETTI.COM

STRUCTURAL ENGINEER

JASON STONE, LERA
JASON.STONE@LERA.COM

ENCLOSURE CONSULTANT

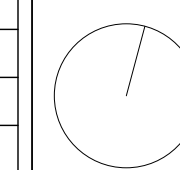
RYAN DONAGHY, SHOP
DONAGHYR@GMAIL.COM

GSAPP

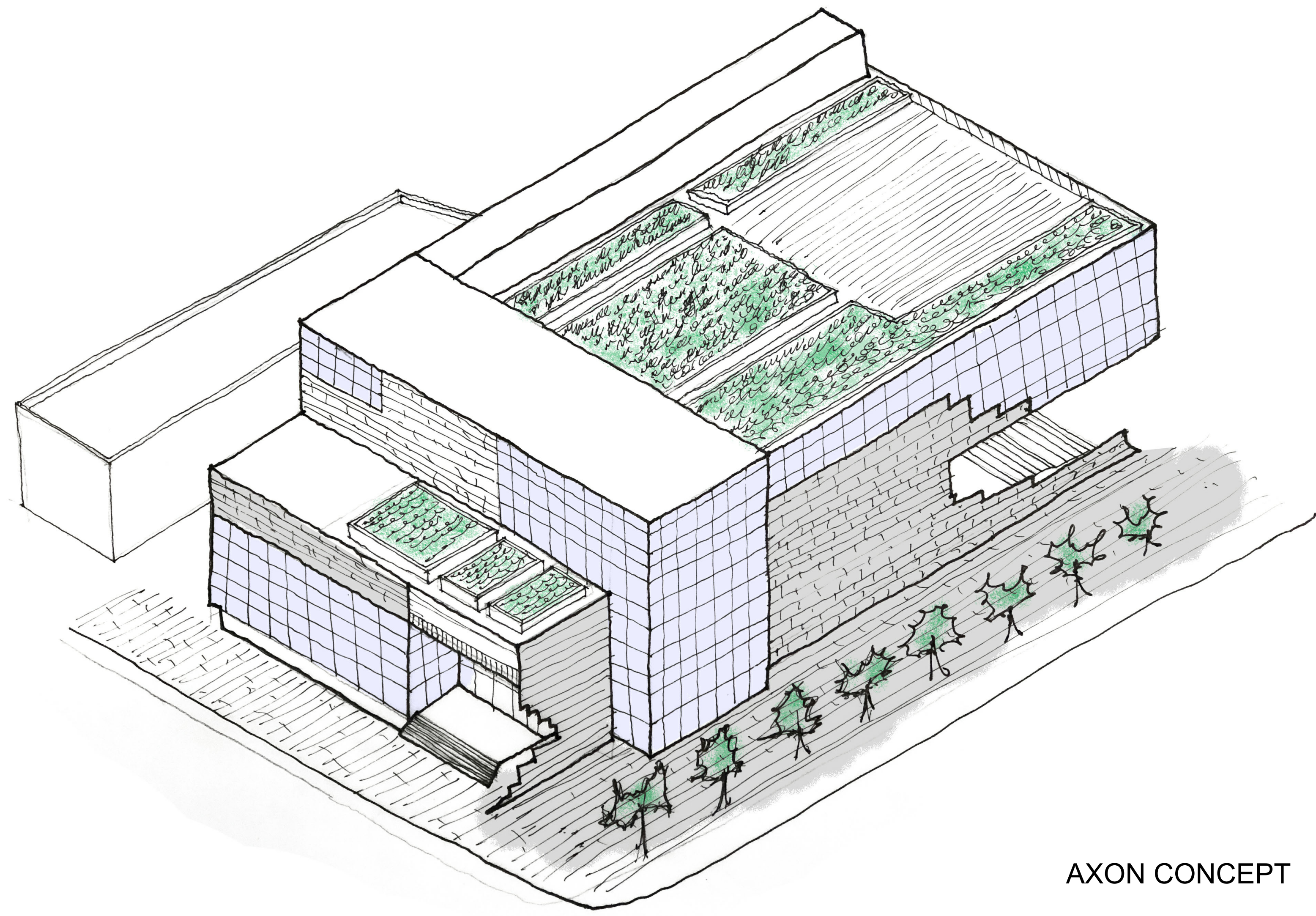
ELEVATED STATES

ISSUANCE

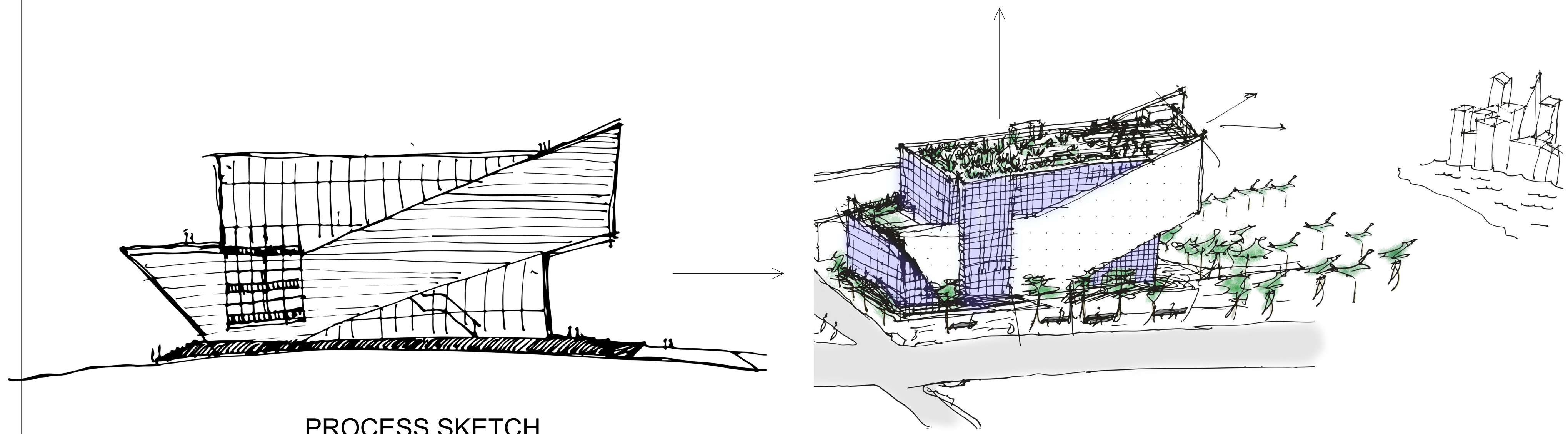
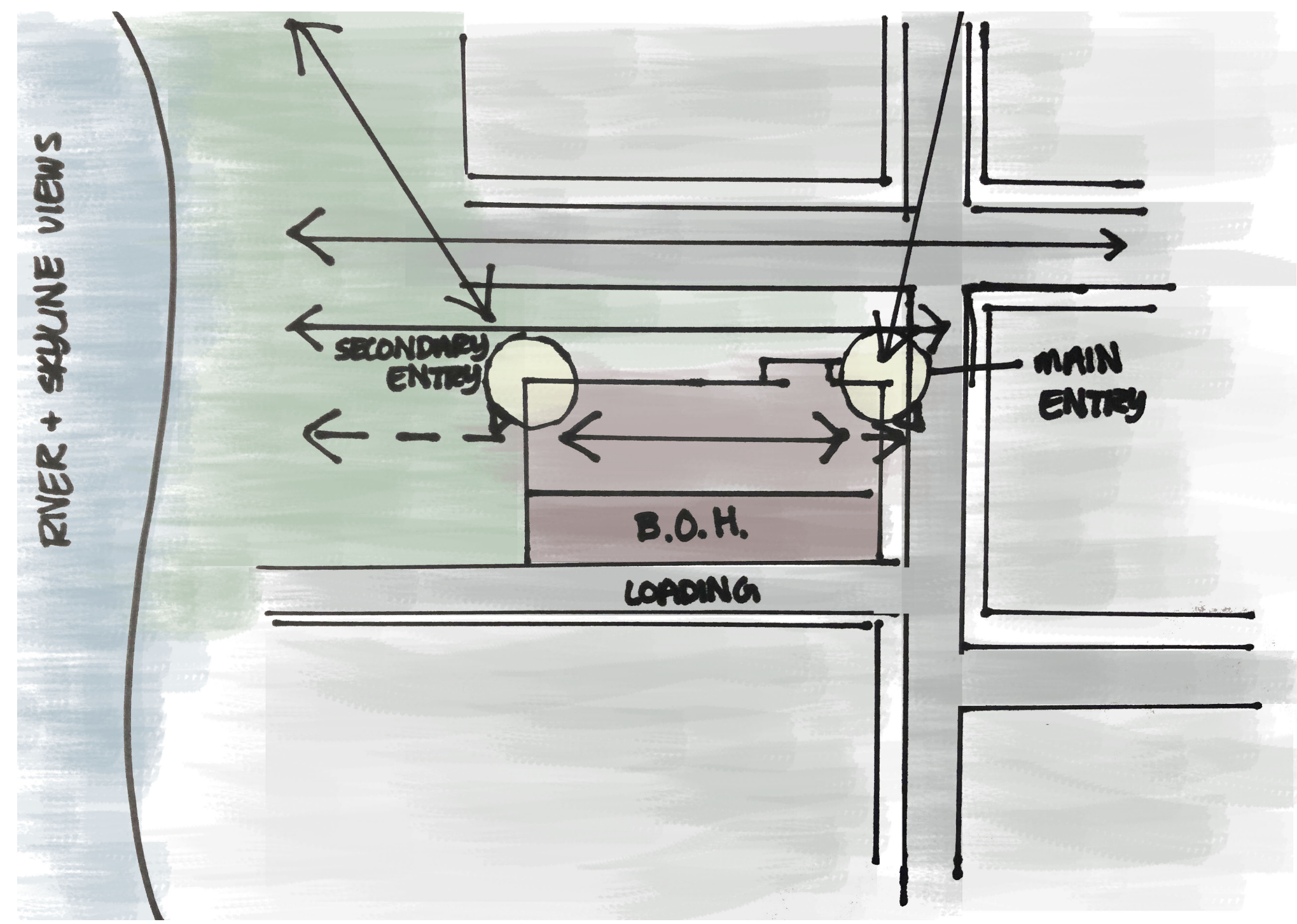
NO.	DESCRIPTION	DATE
1	SCHEMATIC DESIGN	09.18.2018
2	DESIGN DEVELOPMENT	10.23.2018
3	CONSTRUCTION DOCUMENTS	11.27.2018



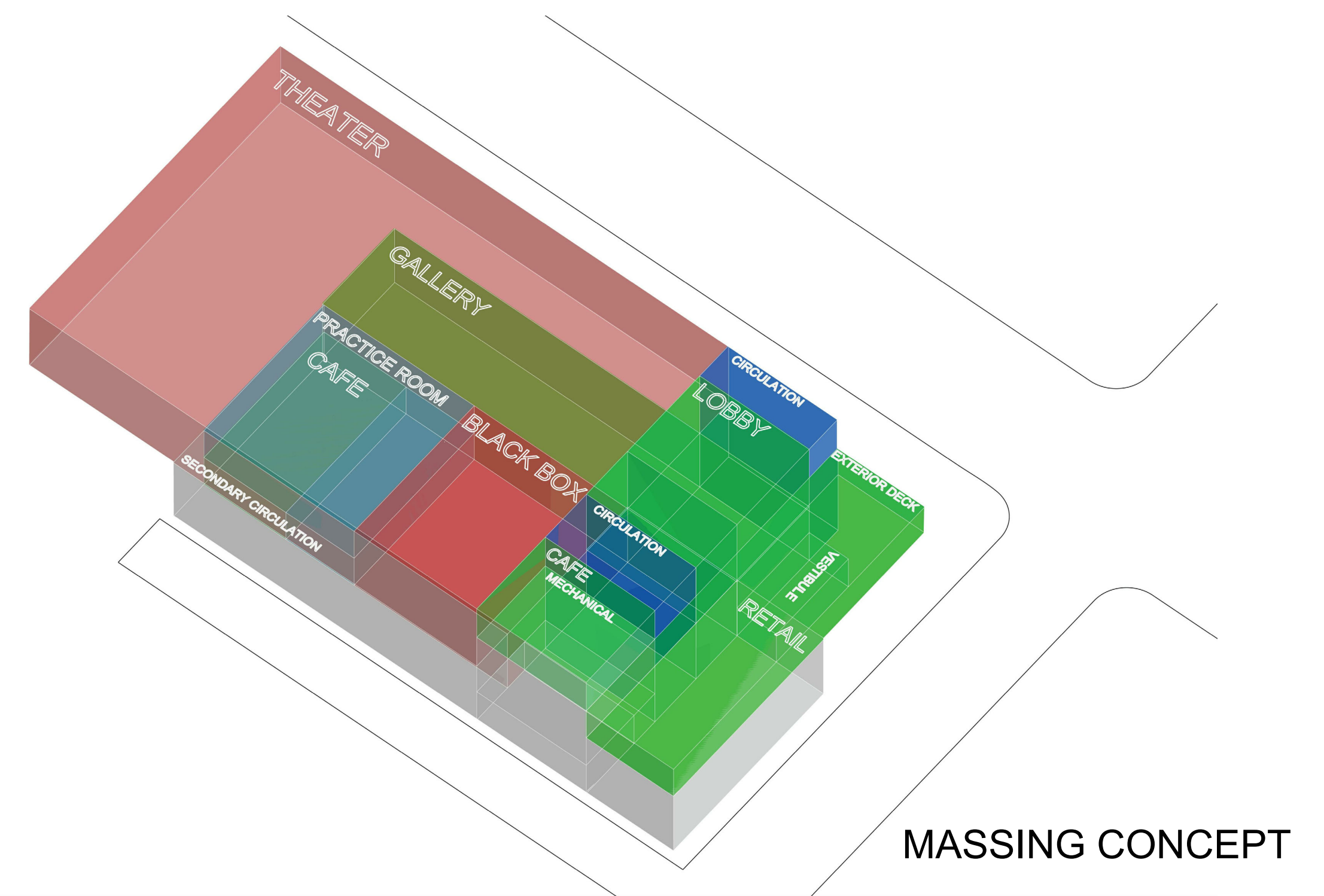
T003
PRECEDENT AND APPROACH




AXON CONCEPT



PROCESS SKETCH



MASSING CONCEPT



PINK FLAMINGOS
 WILLIAM ANDERSON
 REBECCA GREENBERG
 JACOB GULINSON
 IAN LEE

ARCHITECTURAL CONSULTANT
 CLEMENTINA RUGGIERI, SPACE 4 ARCHITECTS
 CR@4ARCH.COM

MEP ENGINEER
 JONCE WALKER, THORNTON TOMASETTI
 JWALKER@THORNTONTOMASETTI.COM

STRUCTURAL ENGINEER
 JASON STONE, LERA
 JASON.STONE@LERA.COM

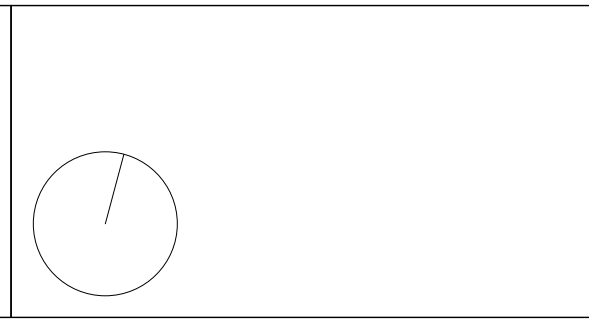
ENCLOSURE CONSULTANT
 RYAN DONAGHY, SHOP
 DONAGHYR@GMAIL.COM

GSAPP

ELEVATED STATES

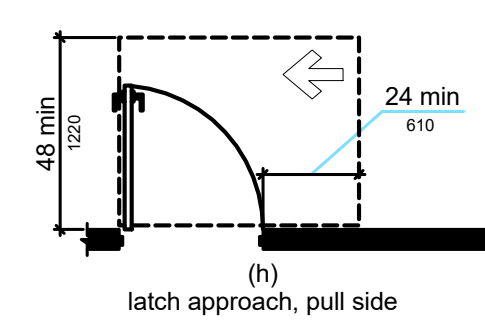
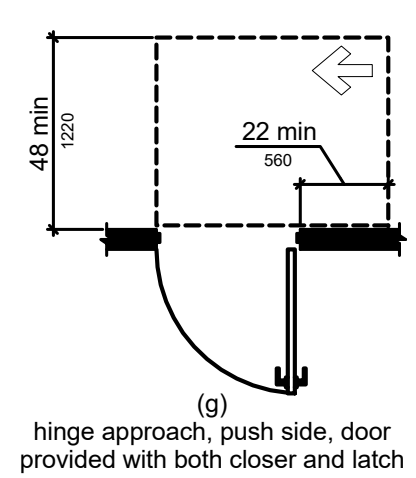
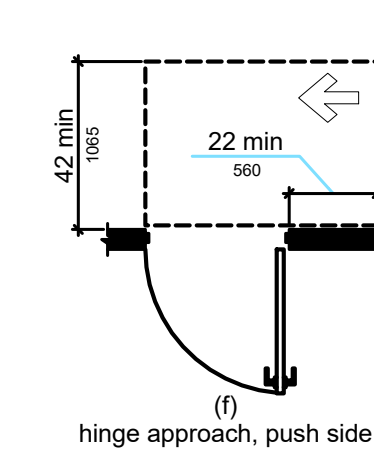
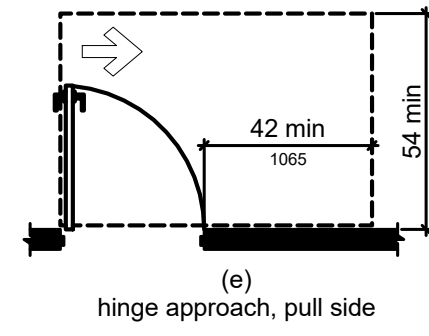
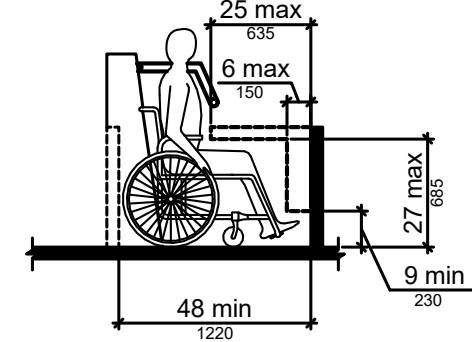
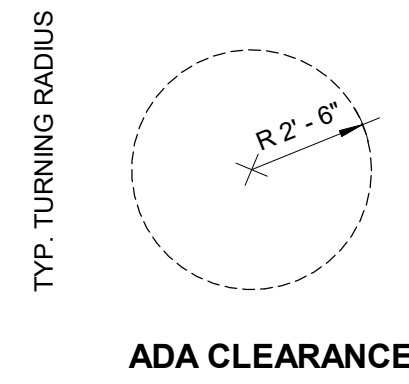
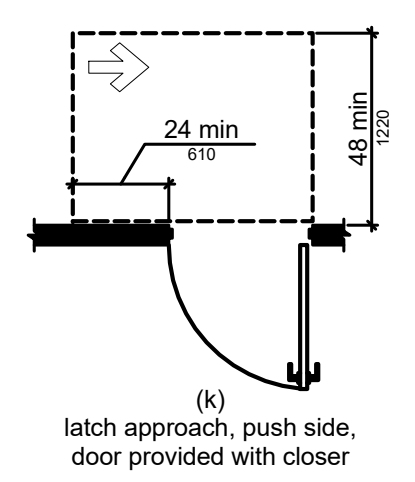
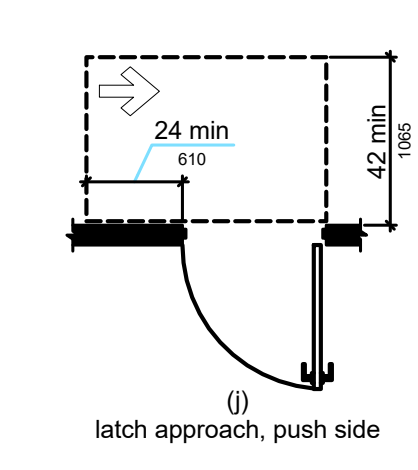
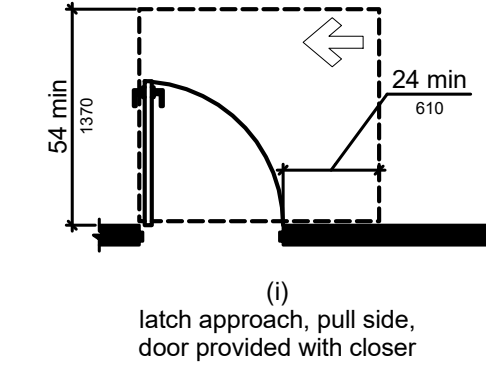
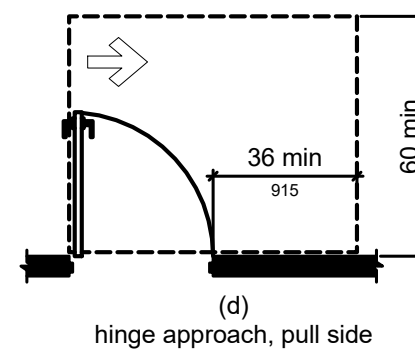
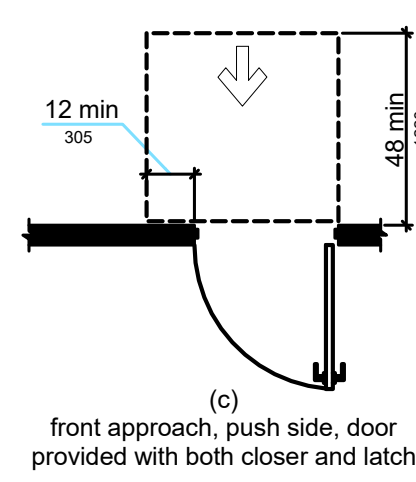
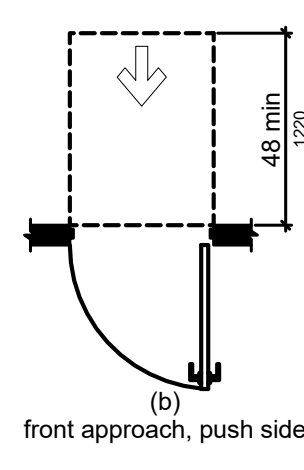
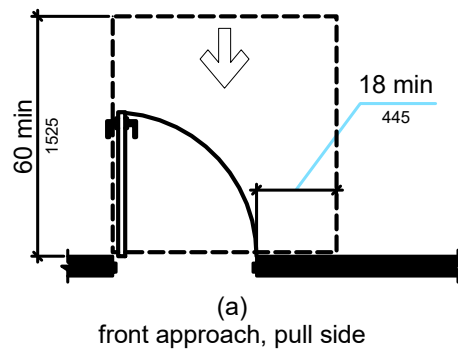
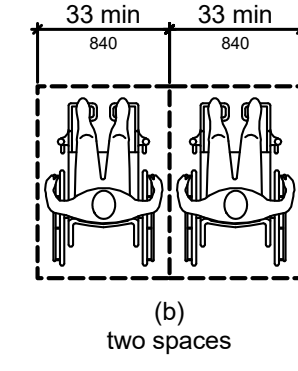
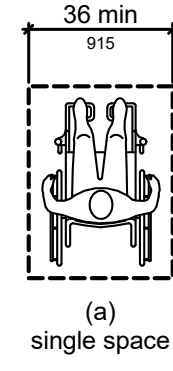
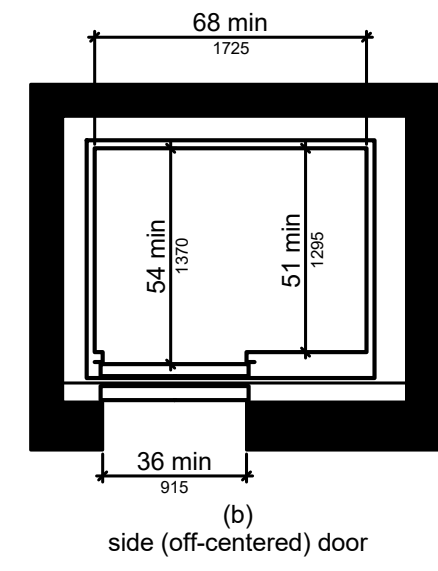
ISSUANCE

NO.	DESCRIPTION	DATE
1	SCHEMATIC DESIGN	09.18.2018
2	DESIGN DEVELOPMENT	10.23.2018
3	CONSTRUCTION DOCUMENTS	11.27.2018

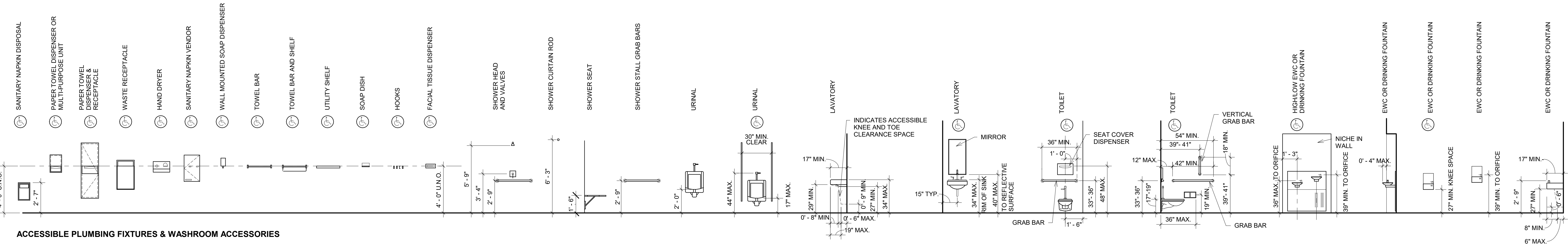
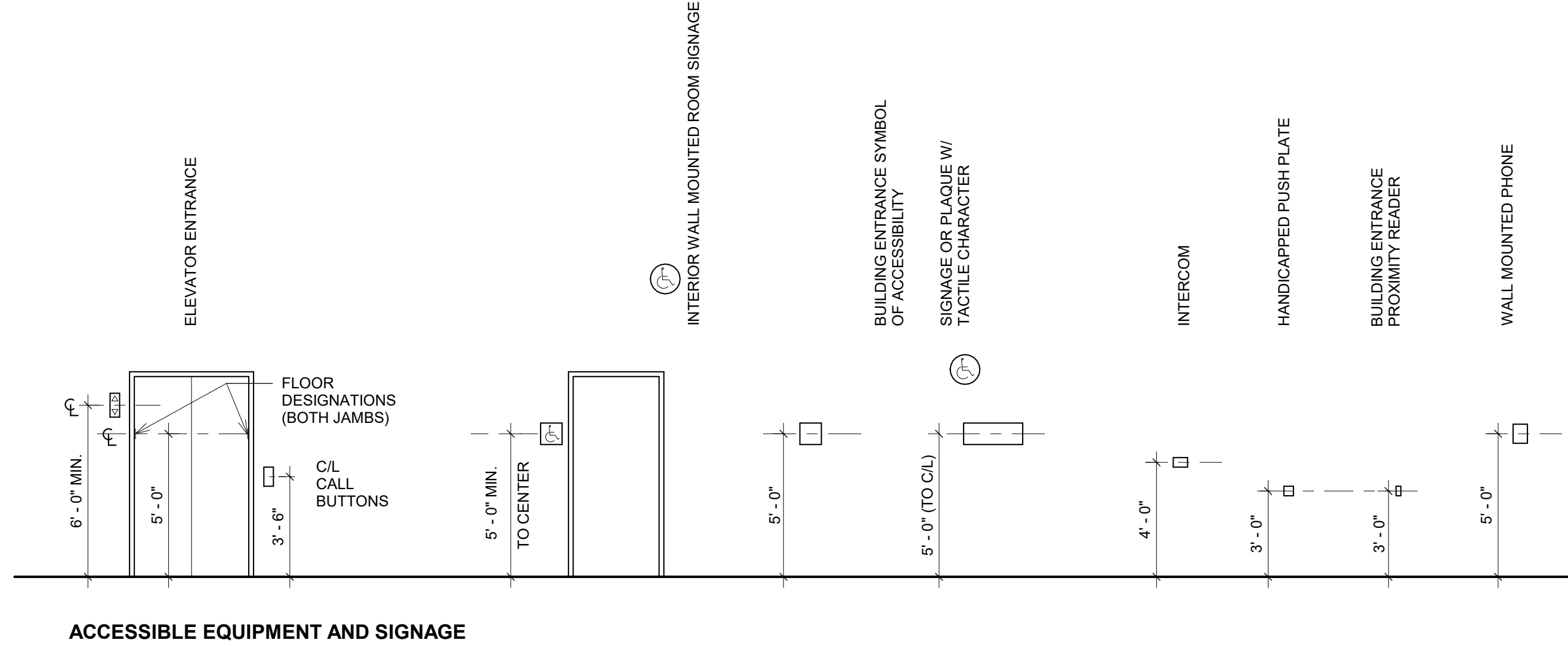
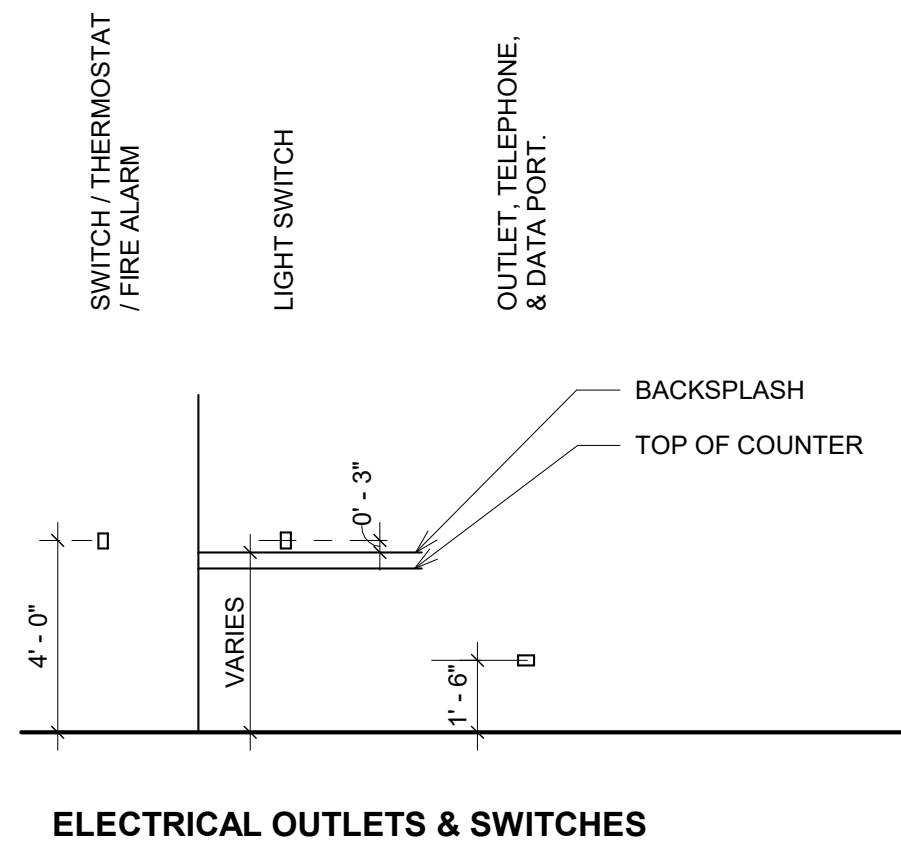
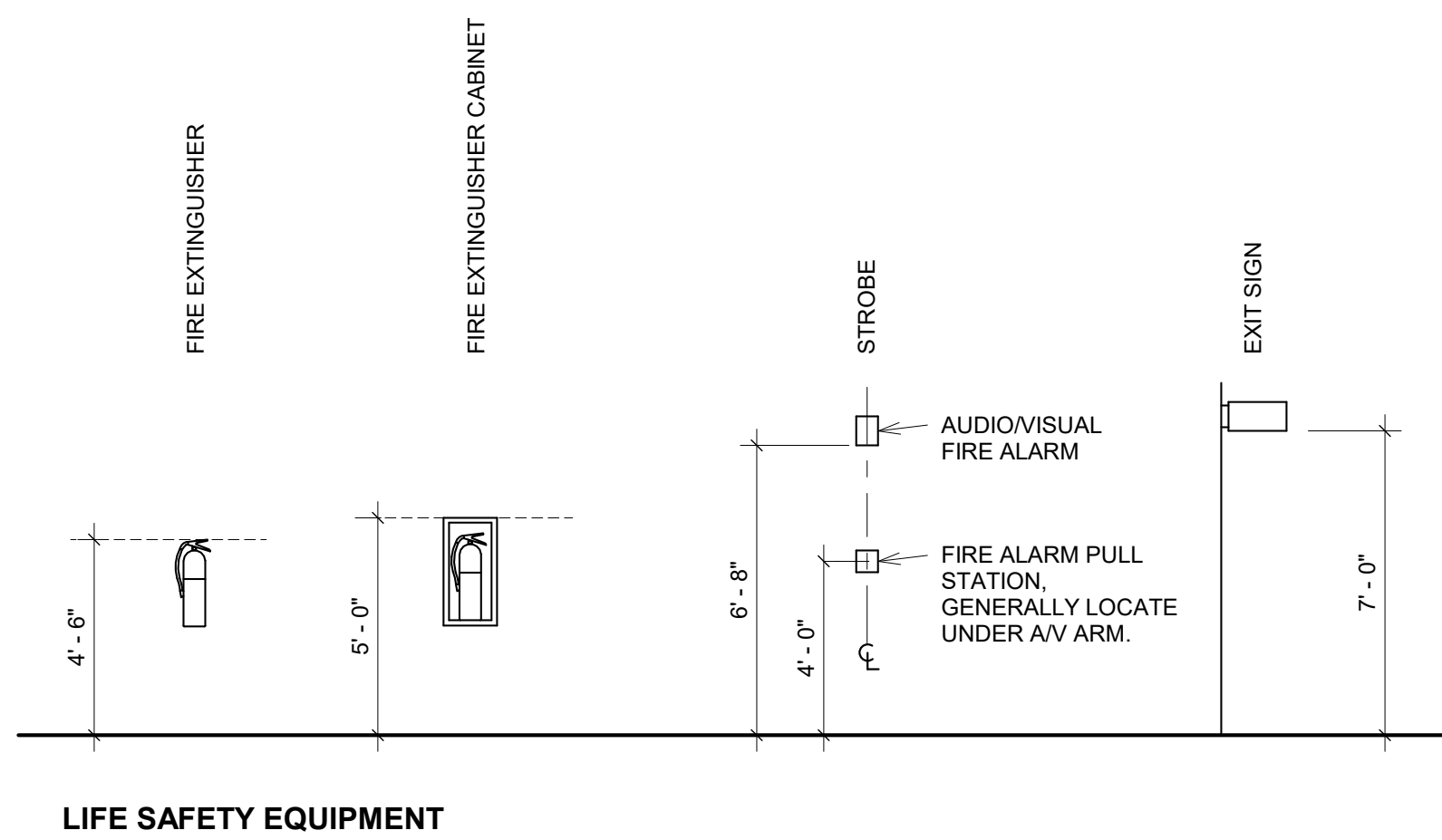


T004
CONCEPT DIAGRAM

ADA PLAN DETAILS



TYPICAL MOUNTING HEIGHTS



PINK FLAMINGOS
WILLIAM ANDERSON
REBECCA GREENBERG
JACOB GULINSON
IAN LEE

ARCHITECTURAL CONSULTANT
CLEMENTINA RUGGIERI, SPACE 4 ARCHITECTS
CR@4ARCH.COM
MEP ENGINEER
JONCE WALKER, THORNTON TOMASETTI
JWALKER@THORNTONTOMASETTI.COM

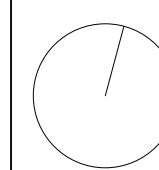
STRUCTURAL ENGINEER
JASON STONE, LERA
JASON.STONE@LERA.COM
ENCLOSURE CONSULTANT
RYAN DONAGHY, SHOP
DONAGHYR@GMAIL.COM

GSAPP

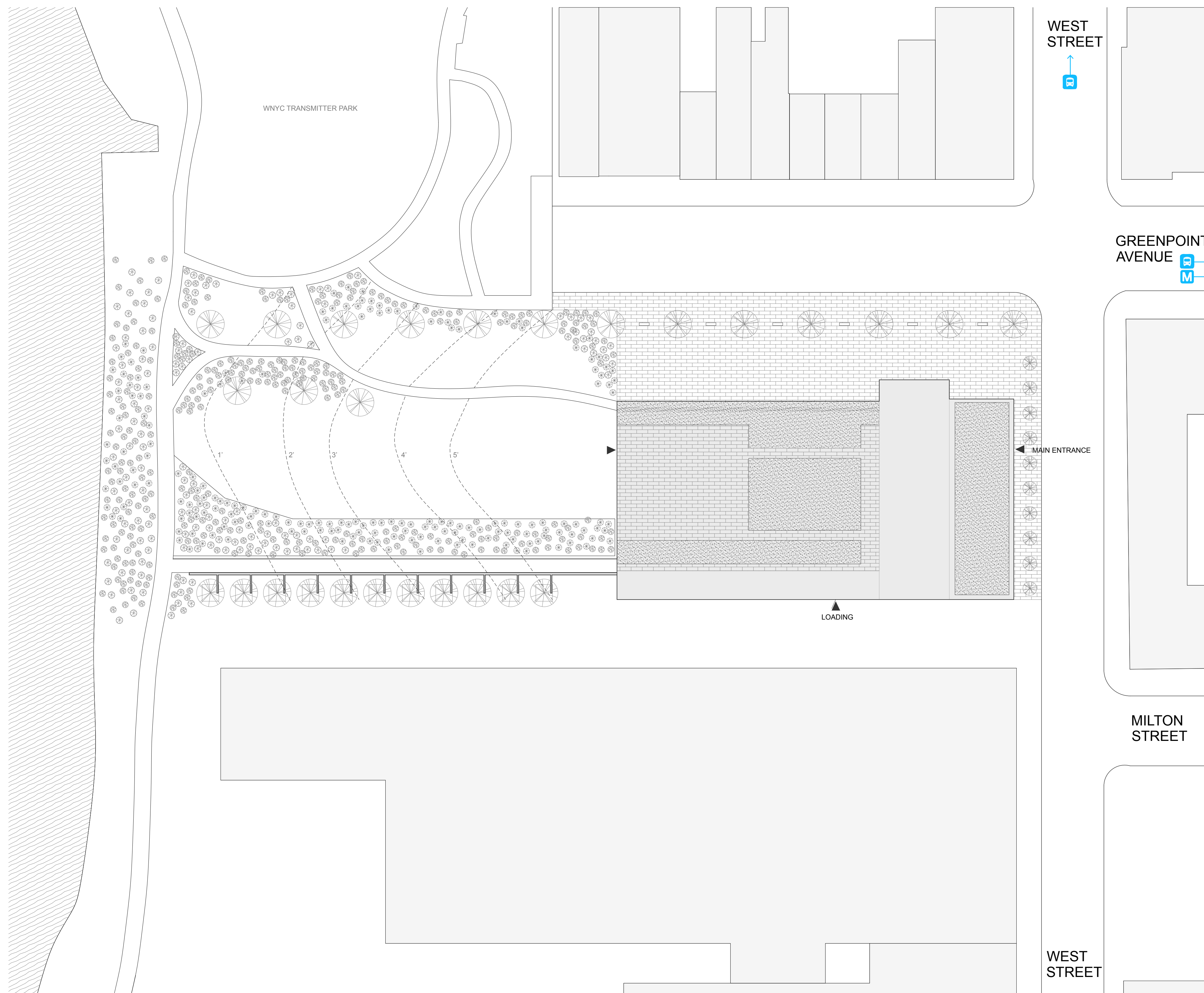
ELEVATED STATES

ISSUANCE

NO.	DESCRIPTION	DATE
1	SCHEMATIC DESIGN	09.18.2018
2	DESIGN DEVELOPMENT	10.23.2018
3	CONSTRUCTION DOCUMENTS	11.27.2018




A001
ARCH NOTES & ADA



PLANTING KEY

Symbol	Plant Name	Common Name	Bloom Period	Height (in)	Width (in)	Other Notes:
	<i>Andropogon gerardii</i>	Big bluestem	Aug - Oct	59	22	purple flower, moderate reseeding
	<i>Aquilegia canadensis</i>	Red Columbine	May - July	31-45	14-21	red flower, moderate reseeding
	<i>Bouteloua curtipendula</i>	Sideoats grama	July - Aug	44	36	purple flower, minor reseeding
	<i>Calamintha nepeta ssp. Nepeta</i>	White Cloud	July - Nov	25	32	white flower, minor reseeding
	<i>Ceanothus americanus</i>	New Jersey Tea	Jul - Aug	46	48	white flower, no reseeding
	<i>Liatris ligulistylis</i>	Rocky Mountain gayfeather	Aug - Oct	33	10	light purple flower, minor reseeding
	<i>Potentilla fruticosa</i>	Shrubby cinquefoil	Jun - Sep	19	19	yellow flower, moderate reseeding
	<i>Rosa carolina</i>	Carolina rose	June - July	30	48	light pink, no reseeding
	<i>Schizachyrium scoparium</i>	Little bluestem	Aug - Sept	41	20	puple-red flower, minor reseeding
	<i>Sporobolus heterolepis</i>	Prairie dropseed	Aug - Sept	48	42	green, puple flowers, minor reseeding
	<i>Symphotrichum ericoides</i>	Snow	Sept - Nov	28	14	white flowers, minor reseeding
	<i>Maackia amurensis</i>	Amur Maachia		25'	25'	

① SITE PLAN
1/32" = 1'-0"



PINK FLAMINGOS
 WILLIAM ANDERSON
 REBECCA GREENBERG
 JACOB GULINSON
 IAN LEE

ARCHITECTURAL CONSULTANT
 CLEMENTINA RUGGIERI, SPACE 4 ARCHITECTS
 CR@4ARCH.COM

MEP ENGINEER
 JONCE WALKER, THORNTON TOMASETTI
 JWALKER@THORNTONTOMASETTI.COM

STRUCTURAL ENGINEER
 JASON STONE, LERA
 JASON.STONE@LERA.COM

ENCLOSURE CONSULTANT
 RYAN DONAGHY, SHOP
 DONAGHYR@GMAIL.COM

GSAPP

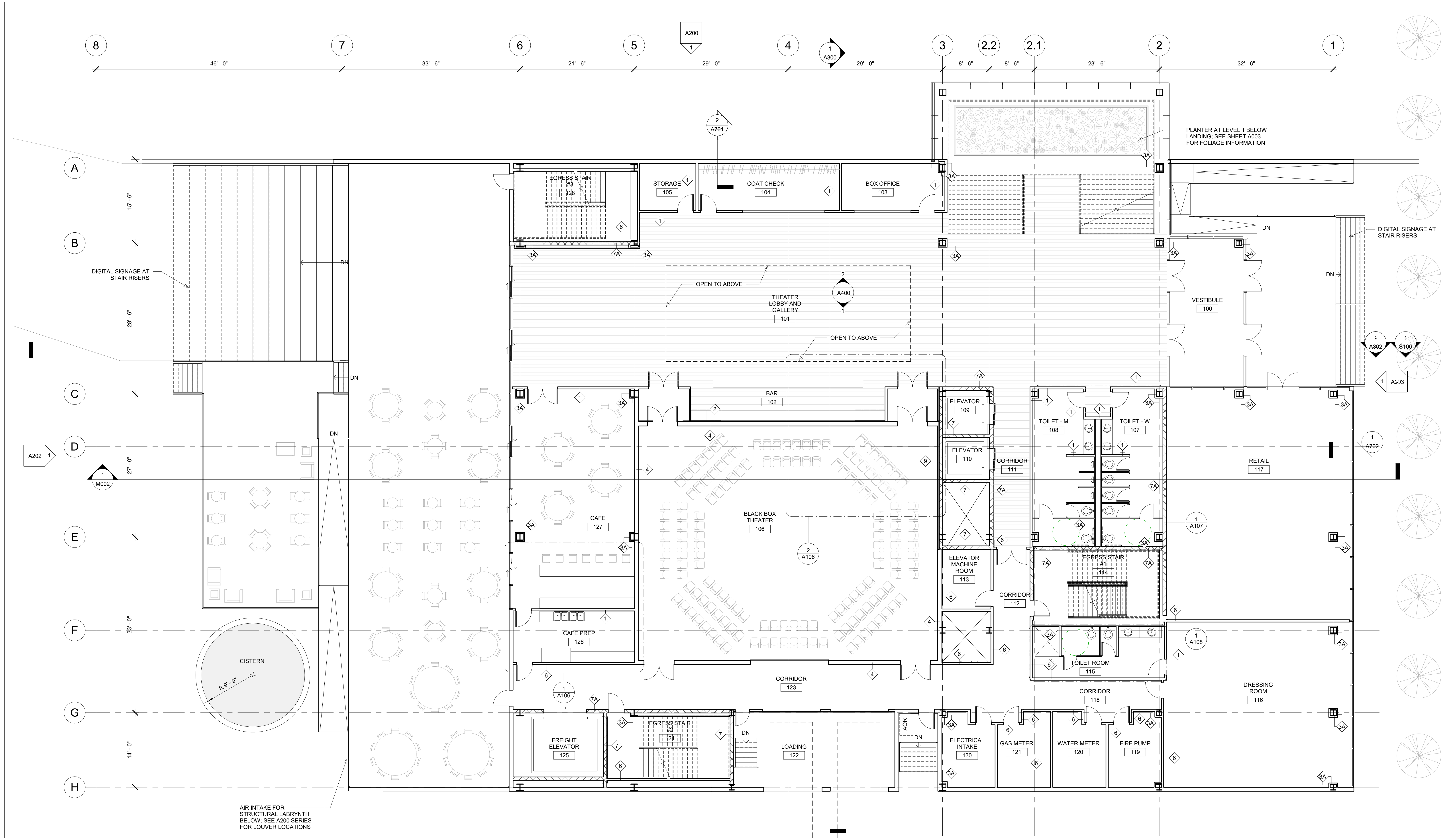
ELEVATED STATES

ISSUANCE


NO.	DESCRIPTION	DATE
1	SCHEMATIC DESIGN	09.18.2018
2	DESIGN DEVELOPMENT	10.23.2018
3	CONSTRUCTION DOCUMENTS	11.27.2018



A003
SITE PLAN



1 LEVEL 1 - CD PLAN
1/8" = 1'-0"



PINK FLAMINGOS
 WILLIAM ANDERSON
 REBECCA GREENBERG
 JACOB GULINSON
 IAN LEE

ARCHITECTURAL CONSULTANT
 CLEMENTINA RUGGIERI, SPACE 4 ARCHITECTS
 CR@4ARCH.COM
MEP ENGINEER
 JONCE WALKER, THORNTON TOMASETTI
 JWALKER@THORNTONTOMASETTI.COM

STRUCTURAL ENGINEER
 JASON STONE, LERA
 JASON.STONE@LERA.COM
ENCLOSURE CONSULTANT
 RYAN DONAGHY, SHOP
 DONAGHYR@GMAIL.COM

GSAPP

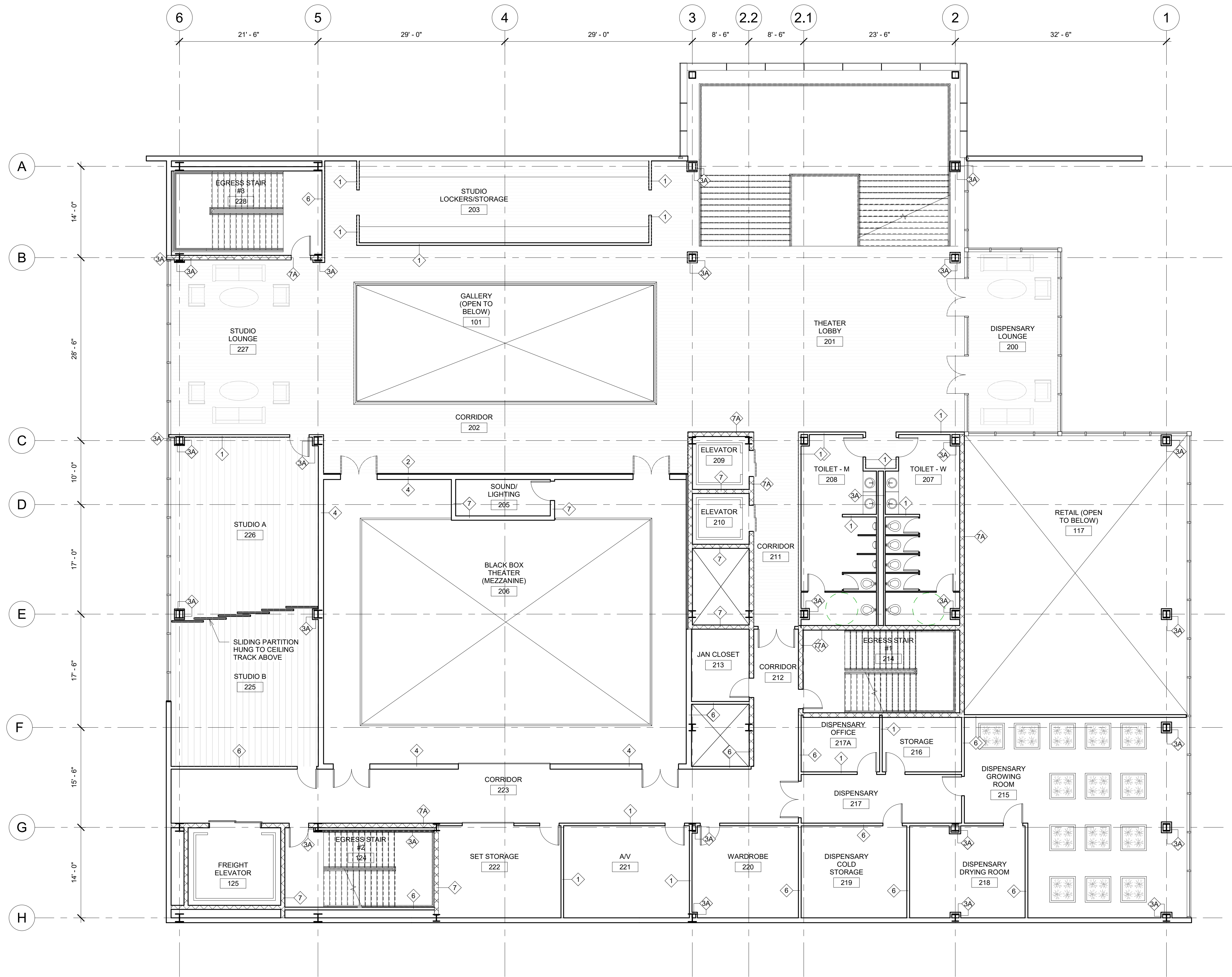
ELEVATED STATES

ISSUANCE

NO.	DESCRIPTION	DATE
1	SCHEMATIC DESIGN	09.18.2018
2	DESIGN DEVELOPMENT	10.23.2018
3	CONSTRUCTION DOCUMENTS	11.27.2018

A101
LEVEL 1 PLAN

11/21/2018
 11:10:45 PM



① LEVEL 2 - CD PLAN
1/8" = 1'-0"



PINK FLAMINGOS

WILLIAM ANDERSON
REBECCA GREENBERG
JACOB GULINSON
IAN LEE

ARCHITECTURAL CONSULTANT
CLEMENTINA RUGGIERI, SPACE 4 ARCHITECTS
CR@4ARCH.COM

MEP ENGINEER
JONCE WALKER, THORNTON TOMASETTI
JWALKER@THORNTONTOMASETTI.COM

STRUCTURAL ENGINEER
JASON STONE, LERA
JASON.STONE@LERA.COM

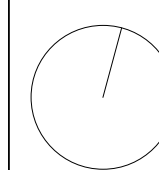
ENCLOSURE CONSULTANT
RYAN DONAGHY, SHOP
DONAGHYR@GMAIL.COM

GSAPP

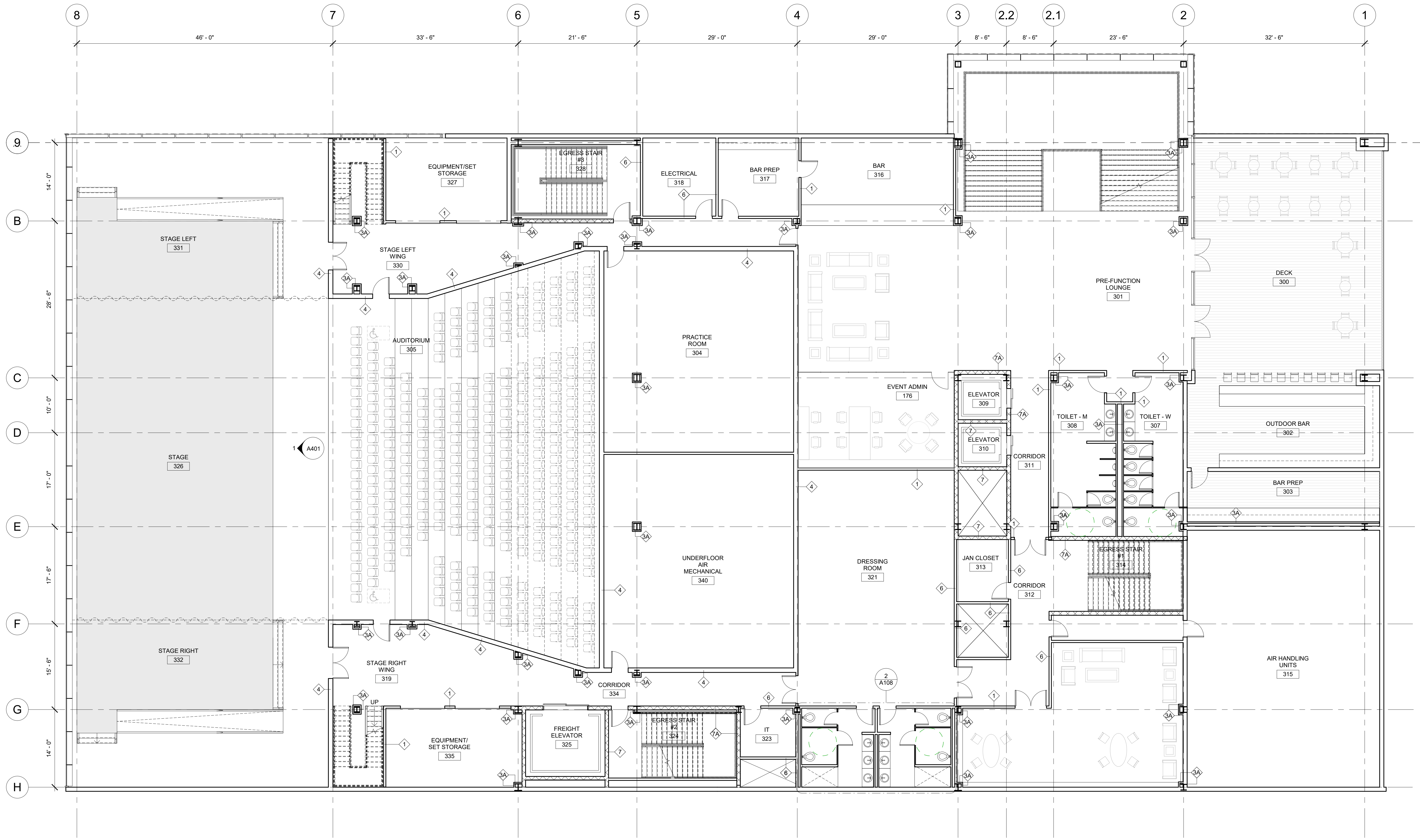
ELEVATED STATES

ISSUANCE


NO.	DESCRIPTION	DATE
1	SCHEMATIC DESIGN	09.18.2018
2	DESIGN DEVELOPMENT	10.23.2018
3	CONSTRUCTION DOCUMENTS	11.27.2018



A102
LEVEL 2 PLAN



1 LEVEL 3 - CD PLAN
1/8" = 1'-0"



PINK FLAMINGOS
 WILLIAM ANDERSON
 REBECCA GREENBERG
 JACOB GULINSON
 IAN LEE

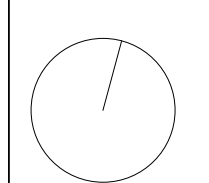
ARCHITECTURAL CONSULTANT
 CLEMENTINA RUGGIERI, SPACE 4 ARCHITECTS
 CR@4ARCH.COM
MEP ENGINEER
 JONCE WALKER, THORNTON TOMASETTI
 JWALKER@THORNTONTOMASETTI.COM

STRUCTURAL ENGINEER
 JASON STONE, LERA
 JASON.STONE@LERA.COM
ENCLOSURE CONSULTANT
 RYAN DONAGHY, SHOP
 DONAGHYR@GMAIL.COM

GSAPP

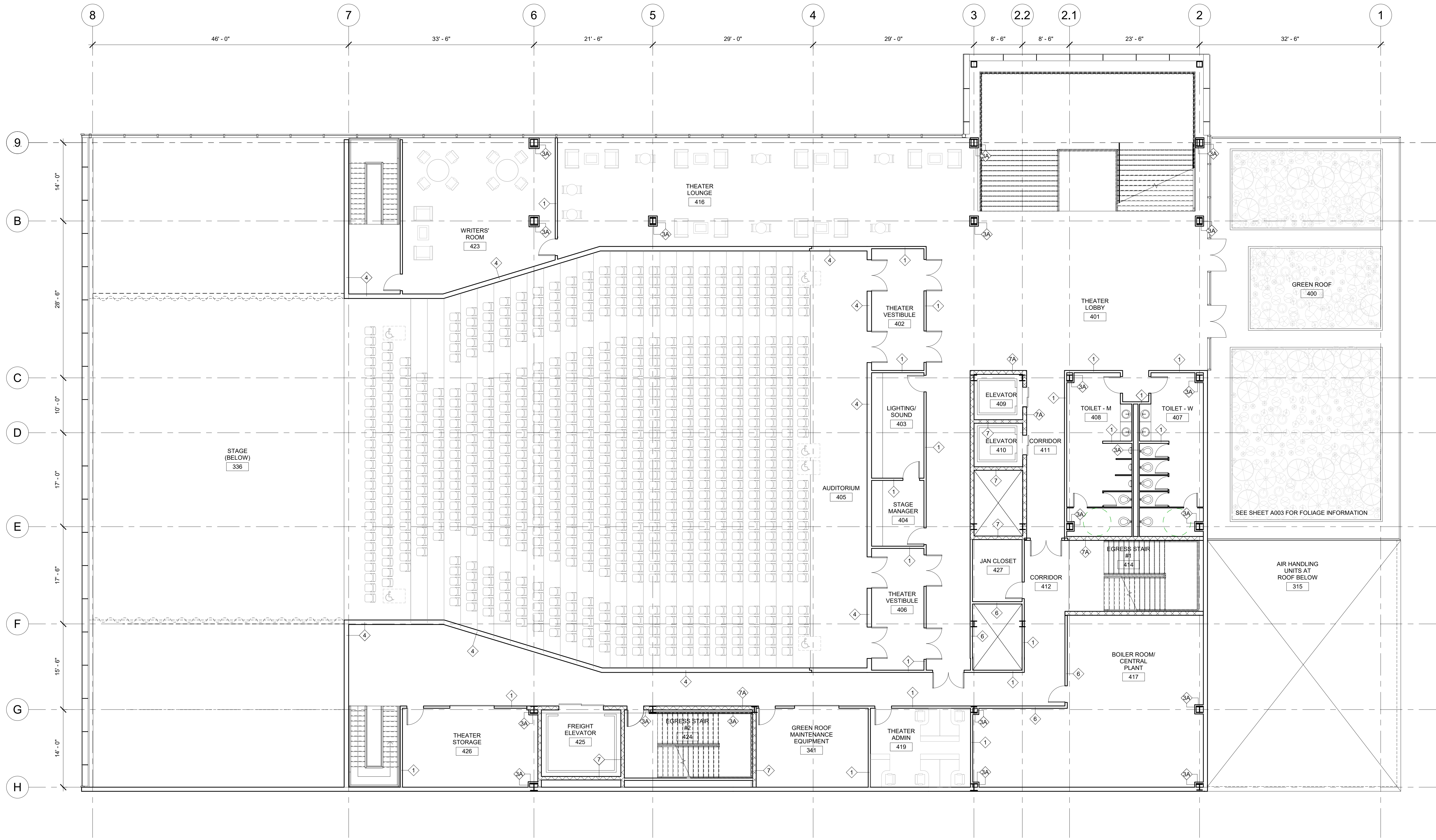
ELEVATED STATES

ISSUANCE		
NO.	DESCRIPTION	DATE
1	SCHEMATIC DESIGN	09.18.2018
2	DESIGN DEVELOPMENT	10.23.2018
3	CONSTRUCTION DOCUMENTS	11.27.2018




A103
LEVEL 3 PLAN

11/26/2018
 8:05:40 PM



1 LEVEL 4 - CD PLAN
1/8" = 1'-0"



PINK FLAMINGOS
 WILLIAM ANDERSON
 REBECCA GREENBERG
 JACOB GULINSON
 IAN LEE

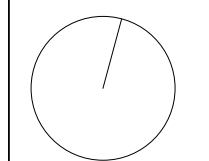
ARCHITECTURAL CONSULTANT
 CLEMENTINA RUGGIERI, SPACE 4 ARCHITECTS
 CR@4ARCH.COM
MEP ENGINEER
 JONCE WALKER, THORNTON TOMASETTI
 JWALKER@THORNTONTOMASETTI.COM

STRUCTURAL ENGINEER
 JASON STONE, LERA
 JASON.STONE@LERA.COM
ENCLOSURE CONSULTANT
 RYAN DONAGHY, SHOP
 DONAGHYR@GMAIL.COM

GSAPP

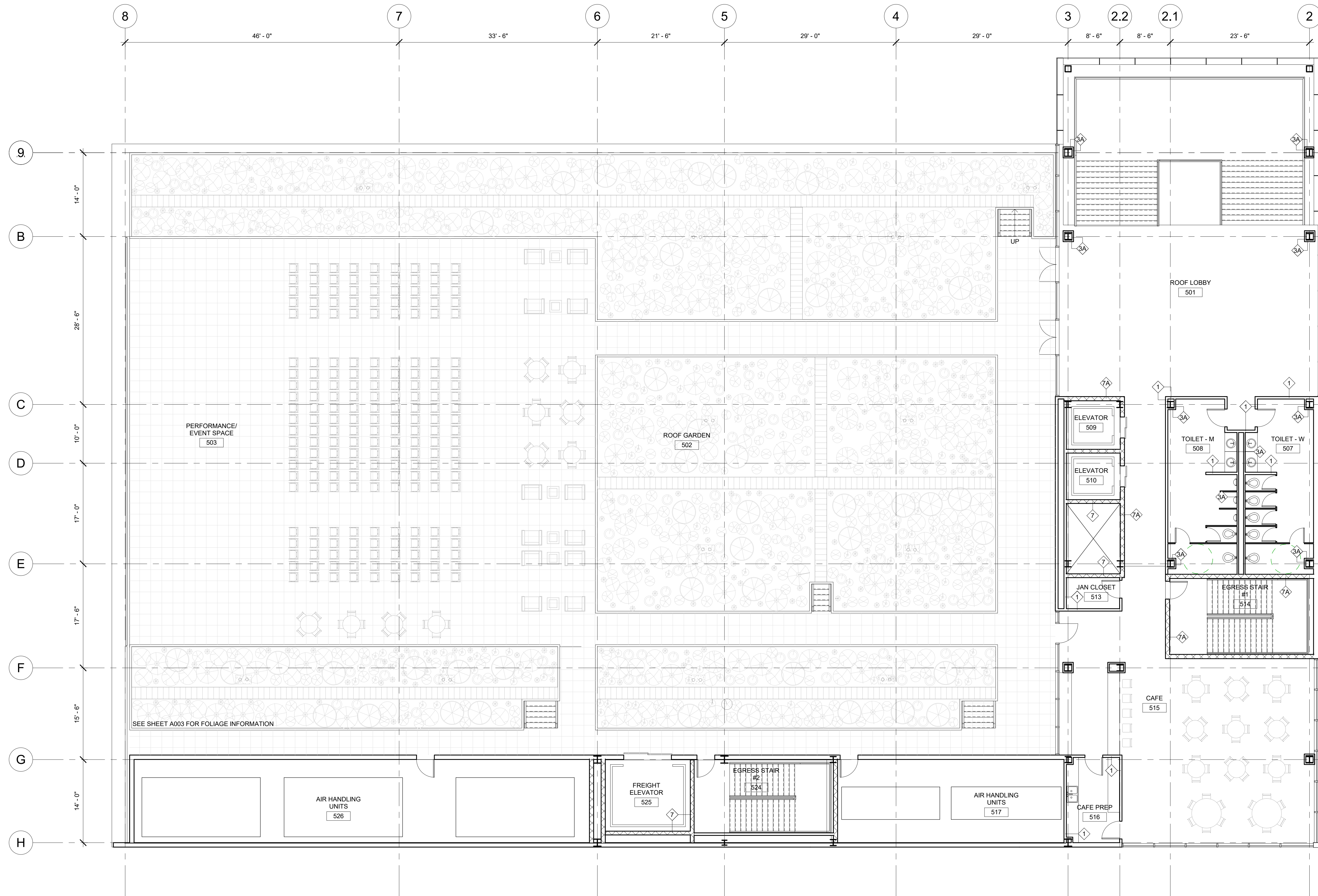
ELEVATED STATES

ISSUANCE		
NO.	DESCRIPTION	DATE
1	SCHEMATIC DESIGN	09.18.2018
2	DESIGN DEVELOPMENT	10.23.2018
3	CONSTRUCTION DOCUMENTS	11.27.2018



A104
LEVEL 4 PLAN

11/26/2018
 8:02:36 PM



1 ROOF - CD PLAN
1/8" = 1'-0"



PINK FLAMINGOS
 WILLIAM ANDERSON
 REBECCA GREENBERG
 JACOB GULINSON
 IAN LEE

ARCHITECTURAL CONSULTANT
 CLEMENTINA RUGGIERI, SPACE 4 ARCHITECTS
 CR@4ARCH.COM
MEP ENGINEER
 JONCE WALKER, THORNTON TOMASETTI
 JWALKER@THORNTONTOMASETTI.COM

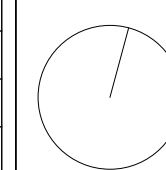
STRUCTURAL ENGINEER
 JASON STONE, LERA
 JASON.STONE@LERA.COM
ENCLOSURE CONSULTANT
 RYAN DONAGHY, SHOP
 DONAGHYR@GMAIL.COM

GSAPP

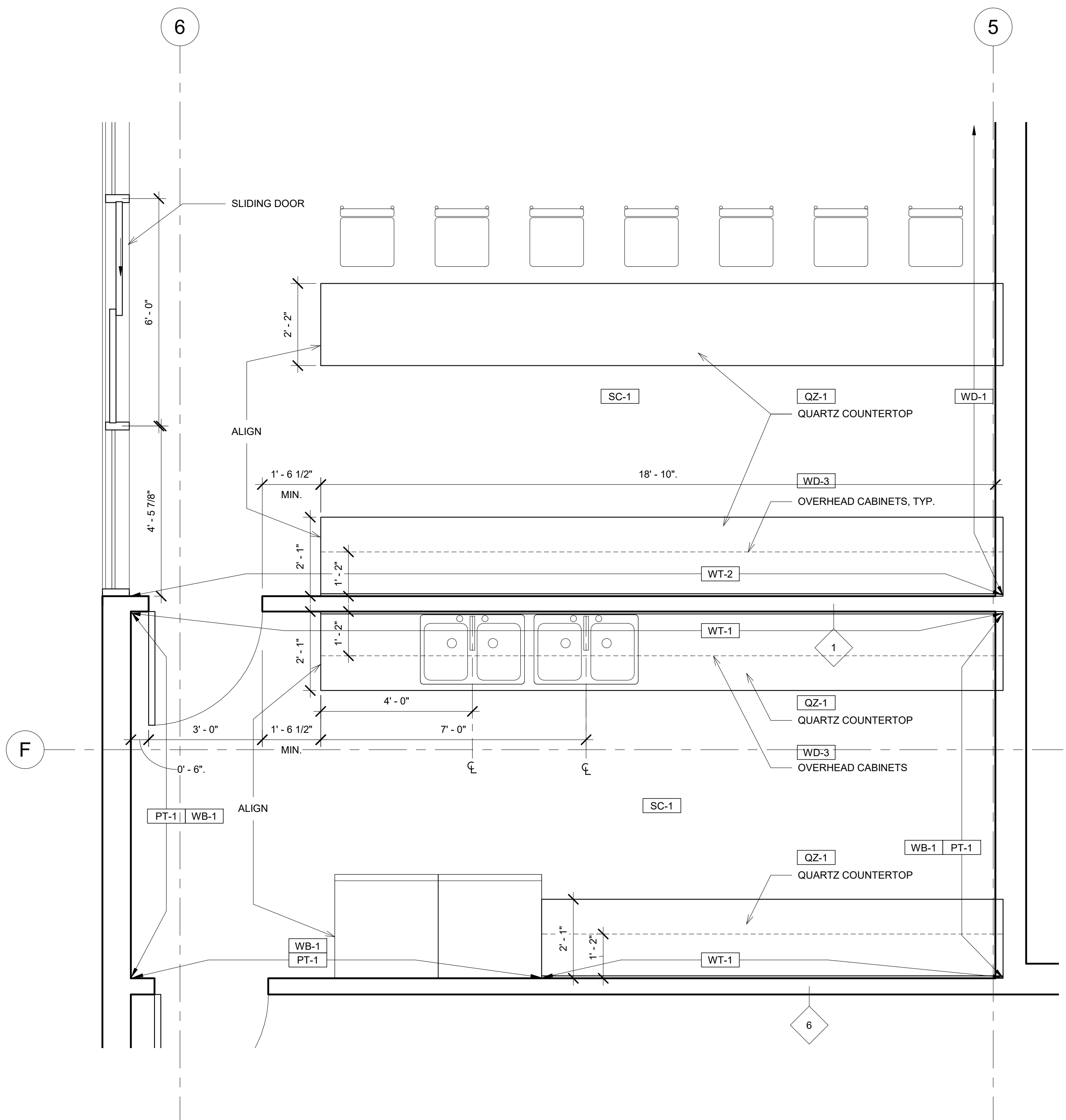
ELEVATED STATES

ISSUANCE

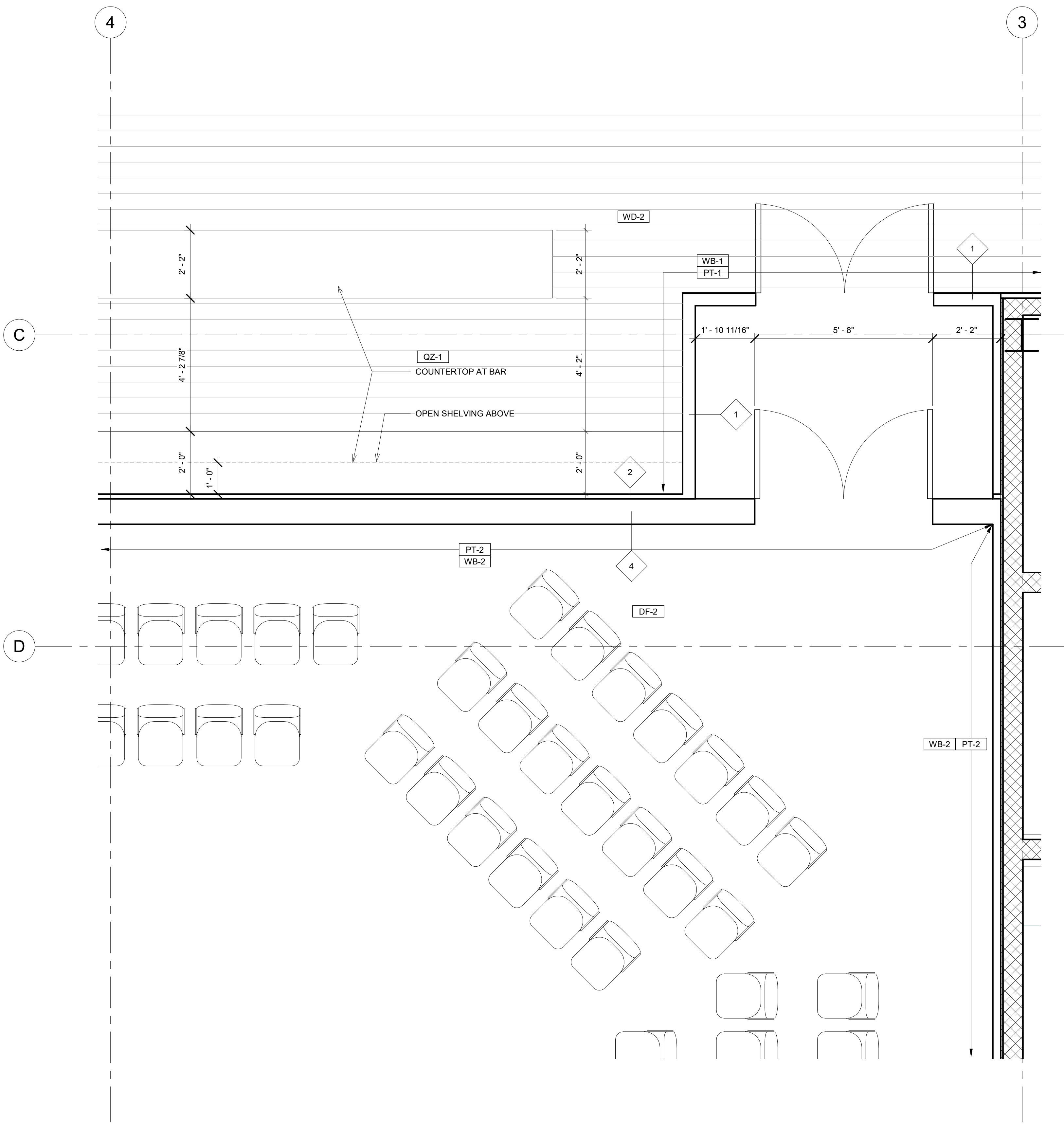
NO.	DESCRIPTION	DATE
1	SCHEMATIC DESIGN	09.18.2018
2	DESIGN DEVELOPMENT	10.23.2018
3	CONSTRUCTION DOCUMENTS	11.27.2018




A105
ROOF PLAN



① LEVEL 1 - CD CAFE PREP
1/2" = 1'-0"



② LEVEL 1 - CD BLACK BOX THEATER
1/2" = 1'-0"



PINK FLAMINGOS
WILLIAM ANDERSON
REBECCA GREENBERG
JACOB GULINSON
IAN LEE

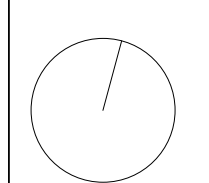
ARCHITECTURAL CONSULTANT
CLEMENTINA RUGGIERI, SPACE 4 ARCHITECTS
CR@4ARCH.COM
MEP ENGINEER
JONCE WALKER, THORNTON TOMASETTI
JWALKER@THORNTONTOMASETTI.COM

STRUCTURAL ENGINEER
JASON STONE, LERA
JASON.STONE@LERA.COM
ENCLOSURE CONSULTANT
RYAN DONAGHY, SHOP
DONAGHYR@GMAIL.COM

GSAPP

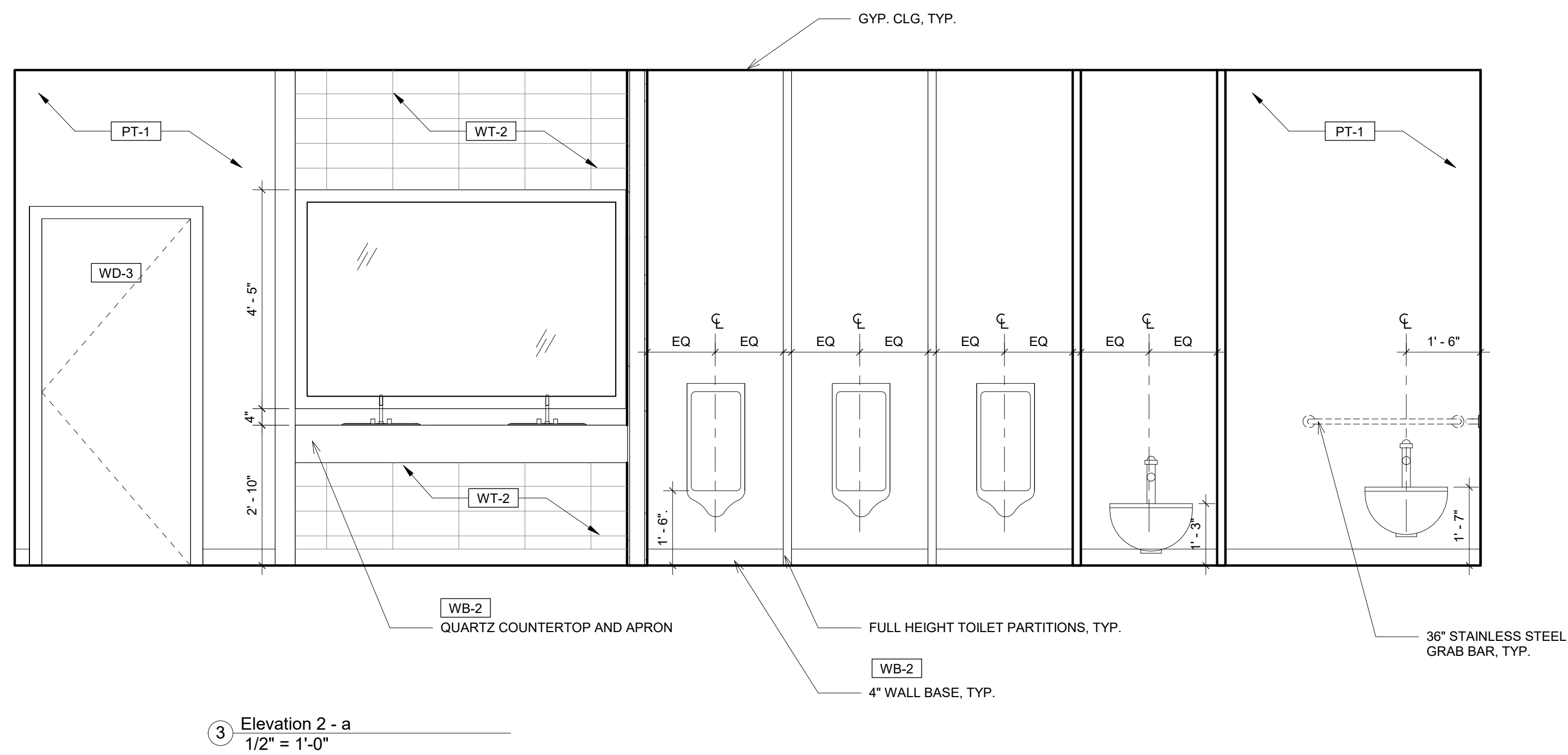
ELEVATED STATES

ISSUANCE		
NO.	DESCRIPTION	DATE
1	SCHEMATIC DESIGN	09.18.2018
2	DESIGN DEVELOPMENT	10.23.2018
3	CONSTRUCTION DOCUMENTS	11.27.2018

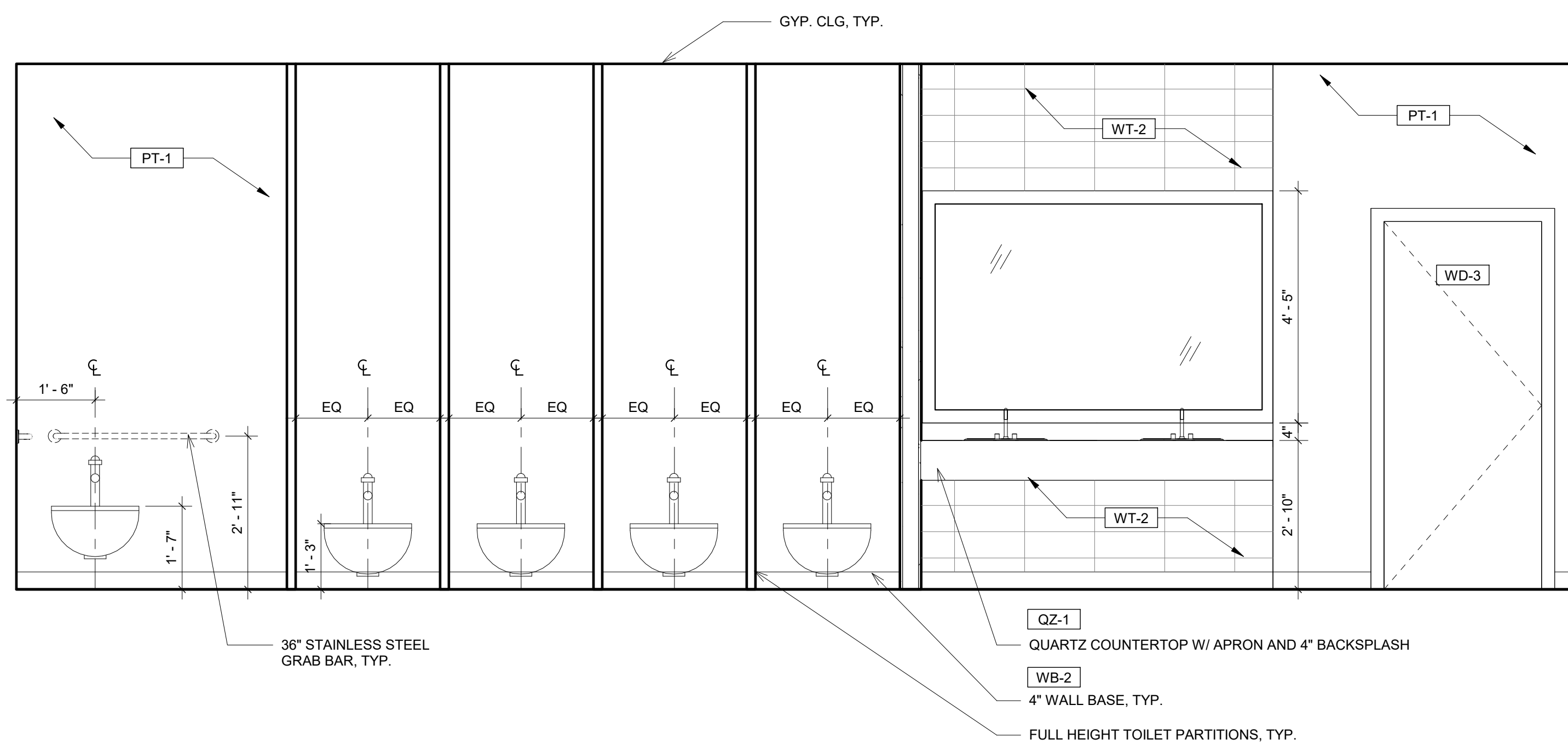


A106
ENLARGED PLANS

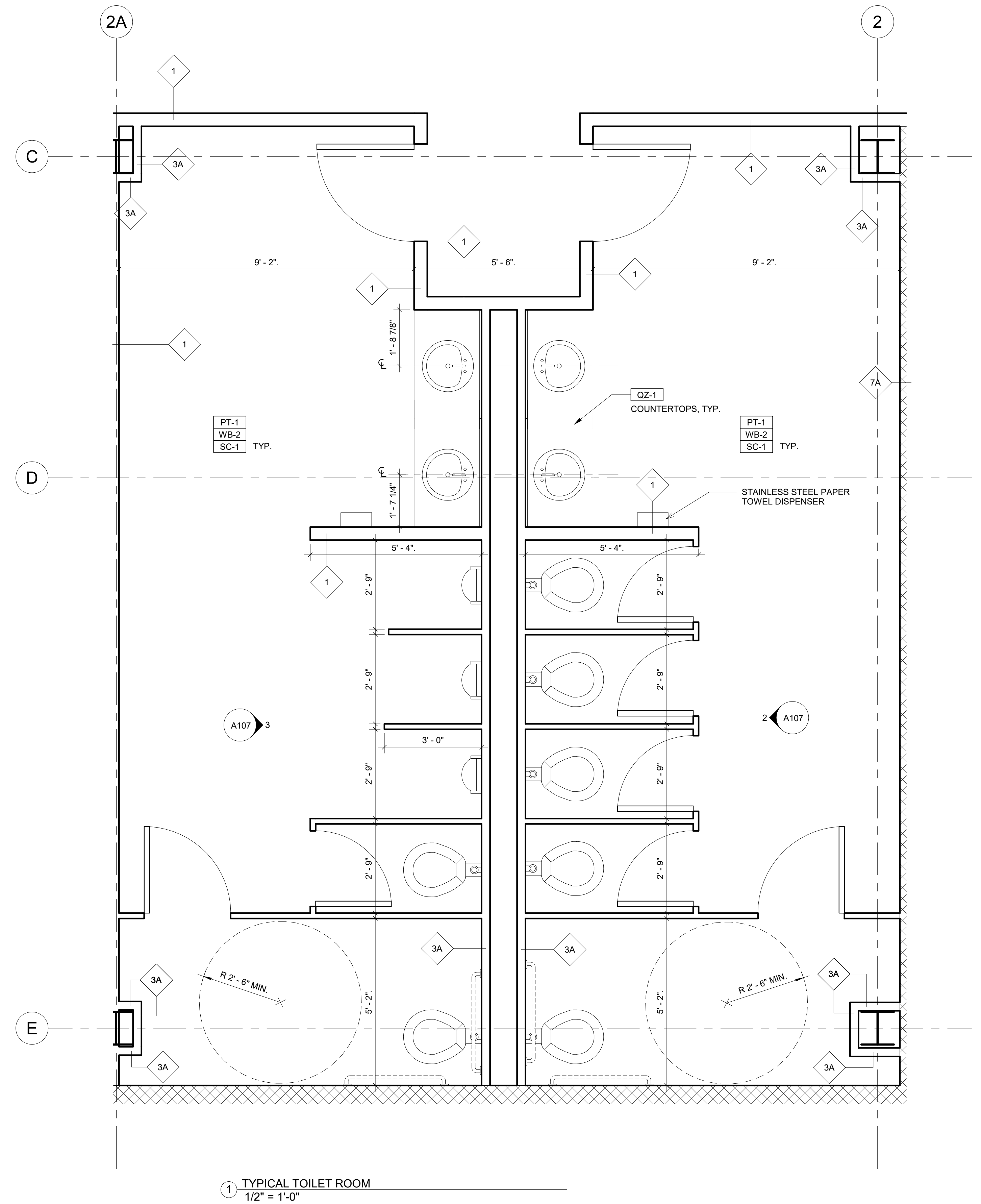
11/21/2018
8:37:47 PM



③ Elevation 2 - a
1/2" = 1'-0"



② Elevation 1 - a
1/2" = 1'-0"



① TYPICAL TOILET ROOM
1/2" = 1'-0"



PINK FLAMINGOS

WILLIAM ANDERSON
REBECCA GREENBERG
JACOB GULINSON
IAN LEE

ARCHITECTURAL CONSULTANT

CLEMENTINA RUGGIERI, SPACE 4 ARCHITECTS
CR@4ARCH.COM

MEP ENGINEER

JONCE WALKER, THORNTON TOMASETTI
JWALKER@THORNTONTOMASETTI.COM

STRUCTURAL ENGINEER

JASON STONE, LERA
JASON.STONE@LERA.COM

ENCLOSURE CONSULTANT

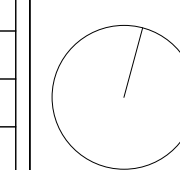
RYAN DONAGHY, SHOP
DONAGHYR@GMAIL.COM

GSAPP

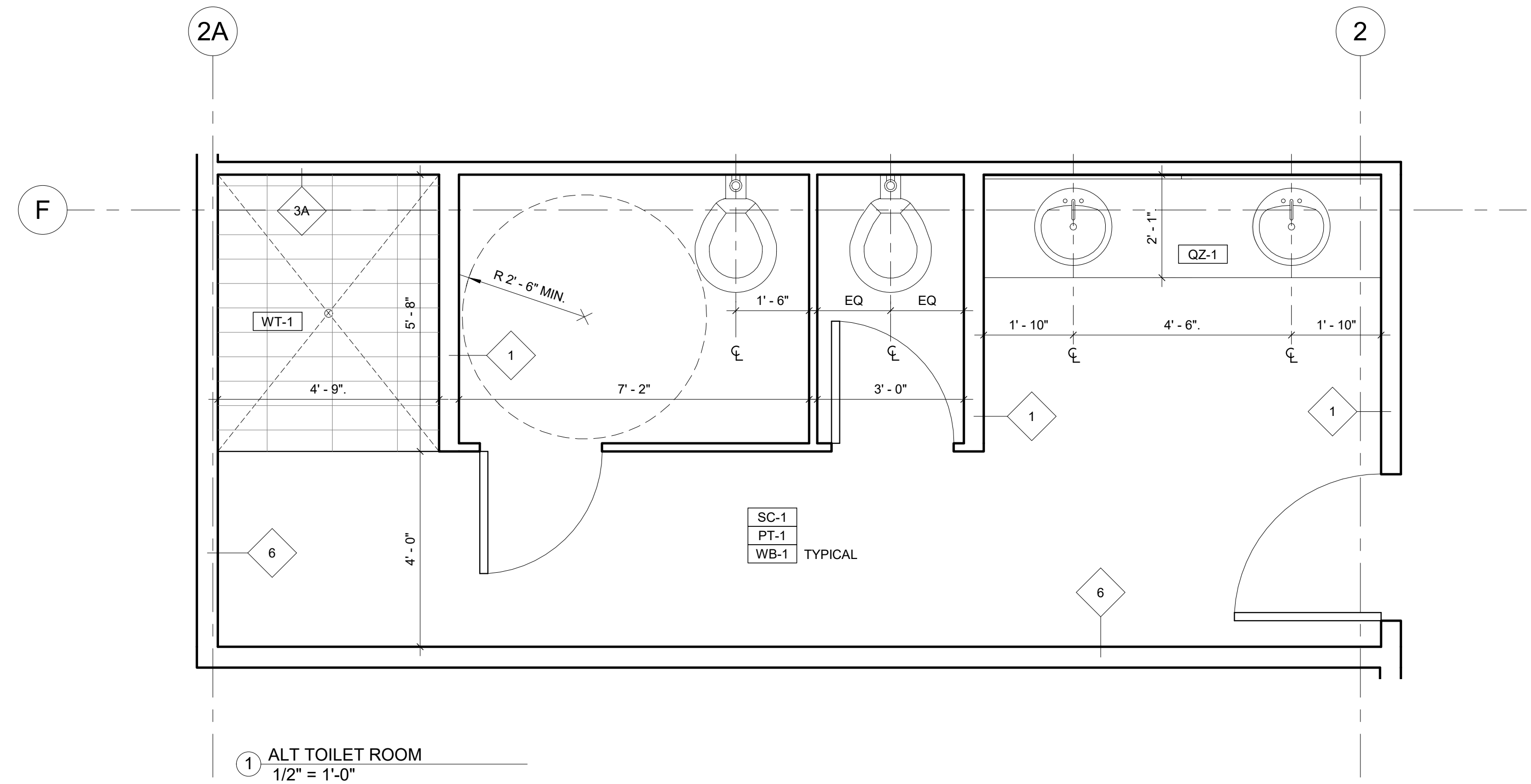
ELEVATED STATES

ISSUANCE

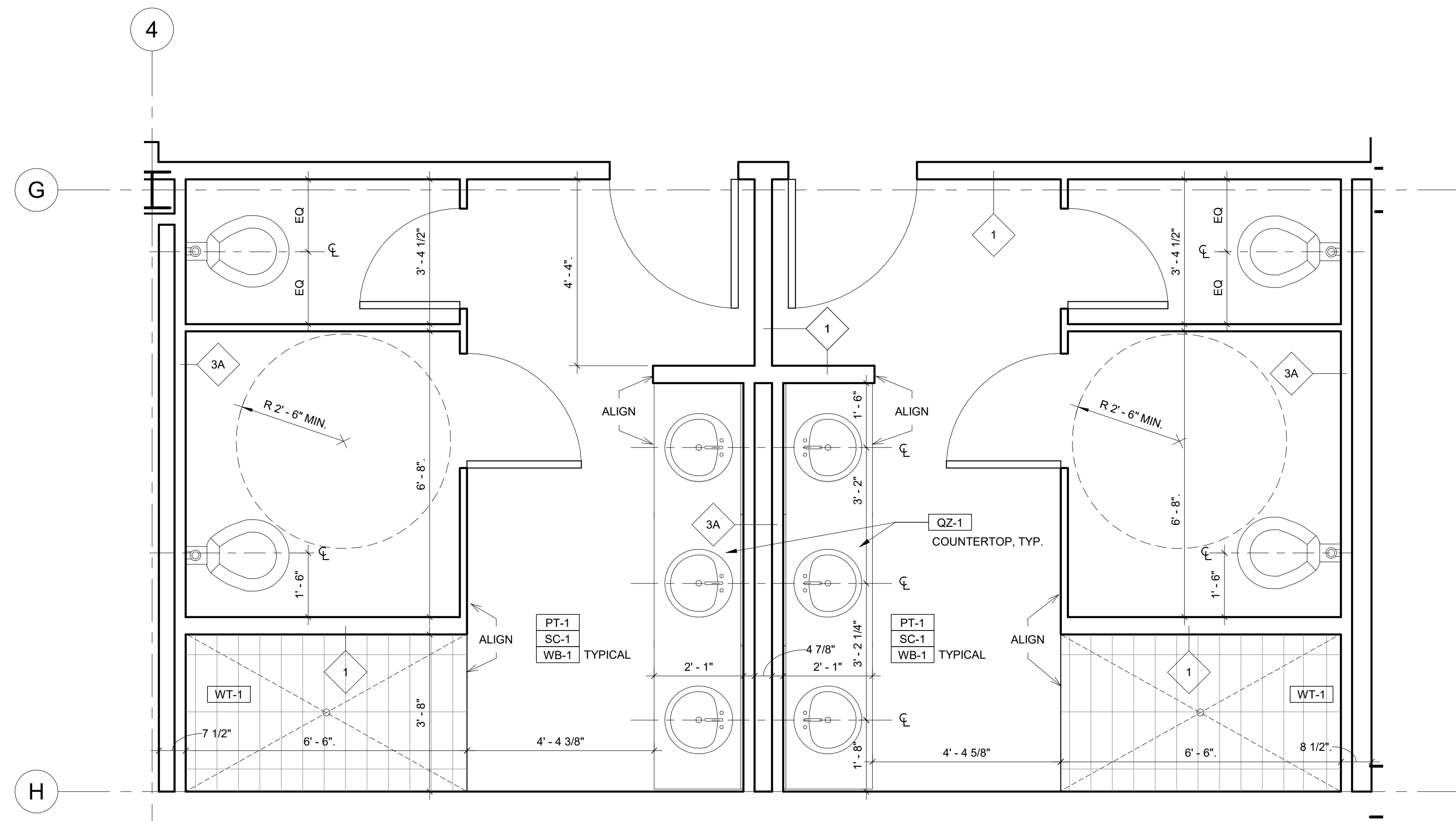
NO.	DESCRIPTION	DATE
1	SCHEMATIC DESIGN	09.18.2018
2	DESIGN DEVELOPMENT	10.23.2018
3	CONSTRUCTION DOCUMENTS	11.27.2018



A107
TYP. TOILET ROOMS



1 ALT TOILET ROOM
1/2" = 1'-0"



2 ALT TOILET 2
1/2" = 1'-0"



PINK FLAMINGOS

WILLIAM ANDERSON
REBECCA GREENBERG
JACOB GULINSON
IAN LEE

ARCHITECTURAL CONSULTANT
CLEMENTINA RUGGIERI, SPACE 4 ARCHITECTS
CR@4ARCH.COM

MEP ENGINEER
JONCE WALKER, THORNTON TOMASETTI
JWALKER@THORNTONTOMASETTI.COM

STRUCTURAL ENGINEER
JASON STONE, LERA
JASON.STONE@LERA.COM

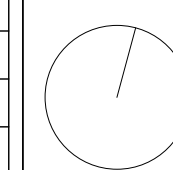
ENCLOSURE CONSULTANT
RYAN DONAGHY, SHOP
DONAGHYR@GMAIL.COM

GSAPP

ELEVATED STATES

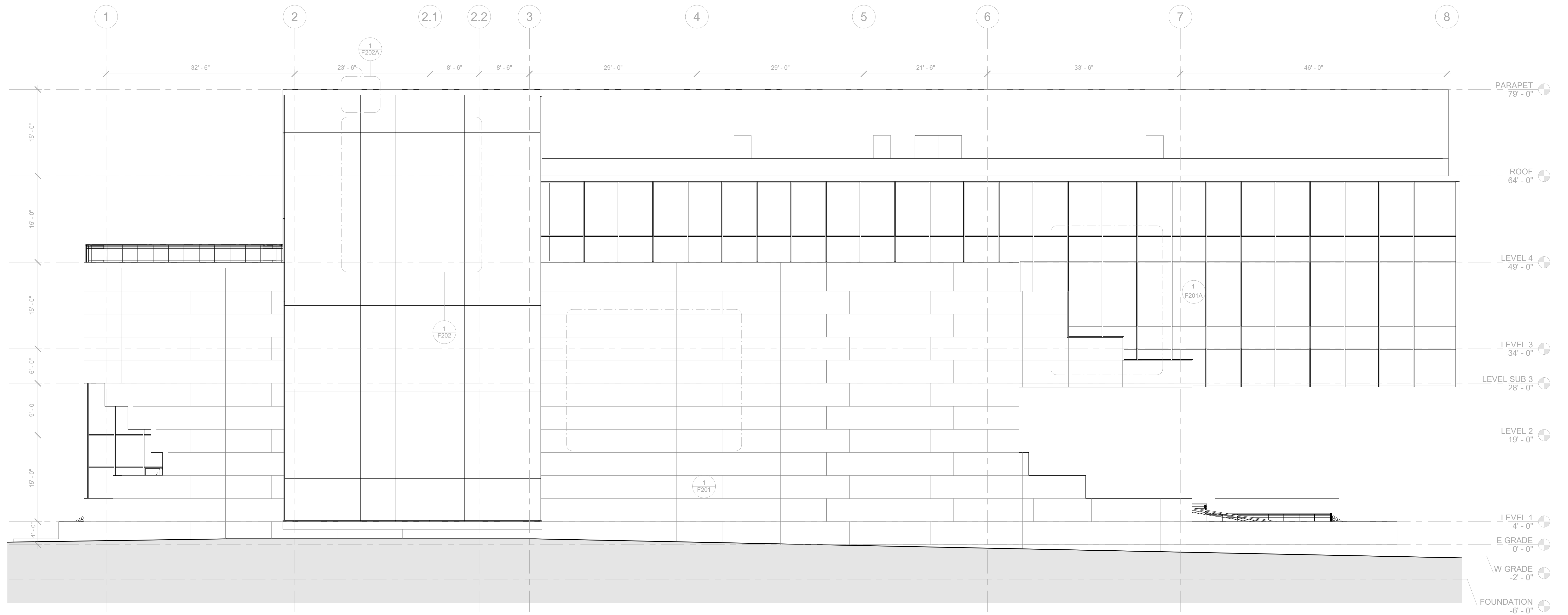
ISSUANCE

NO.	DESCRIPTION	DATE
1	SCHEMATIC DESIGN	09.18.2018
2	DESIGN DEVELOPMENT	10.23.2018
3	CONSTRUCTION DOCUMENTS	11.27.2018



A108
ALT. TOILET ROOMS

11/21/2018
9:40:34 PM



1 NORTH ELEVATION - CD
1/8" = 1'-0"



PINK FLAMINGOS

WILLIAM ANDERSON
REBECCA GREENBERG
JACOB GULINSON
IAN LEE

ARCHITECTURAL CONSULTANT
CLEMENTINA RUGGIERI, SPACE 4 ARCHITECTS
CR@4ARCH.COM

MEP ENGINEER
JONCE WALKER, THORNTON TOMASETTI
JWALKER@THORNTONTOMASETTI.COM

STRUCTURAL ENGINEER
JASON STONE, LERA
JASON.STONE@LERA.COM

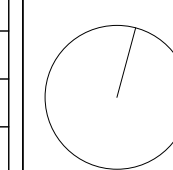
ENCLOSURE CONSULTANT
RYAN DONAGHY, SHOP
DONAGHYR@GMAIL.COM

GSAPP

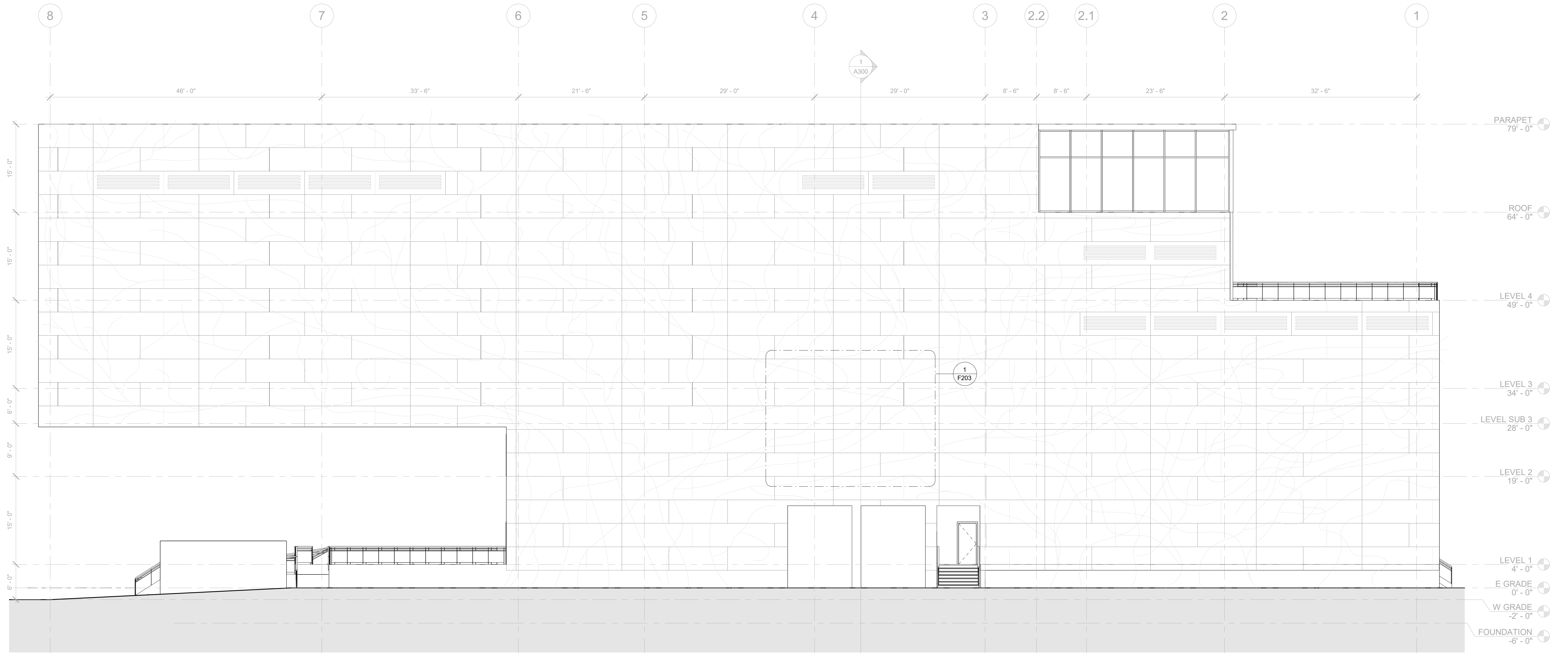
ELEVATED STATES

ISSUANCE

NO.	DESCRIPTION	DATE
1	SCHEMATIC DESIGN	09.18.2018
2	DESIGN DEVELOPMENT	10.23.2018
3	CONSTRUCTION DOCUMENTS	11.27.2018



A200
EXT. ELEVATION - N



① SOUTH ELEVATION - CD
1/8" = 1'-0"



PINK FLAMINGOS

WILLIAM ANDERSON
REBECCA GREENBERG
JACOB GULINSON
IAN LEE

ARCHITECTURAL CONSULTANT
CLEMENTINA RUGGIERI, SPACE 4 ARCHITECTS
CR@4ARCH.COM

MEP ENGINEER
JONCE WALKER, THORNTON TOMASETTI
JWALKER@THORNTONTOMASETTI.COM

STRUCTURAL ENGINEER
JASON STONE, LERA
JASON.STONE@LERA.COM

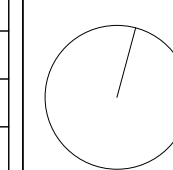
ENCLOSURE CONSULTANT
RYAN DONAGHY, SHOP
DONAGHYR@GMAIL.COM

GSAPP

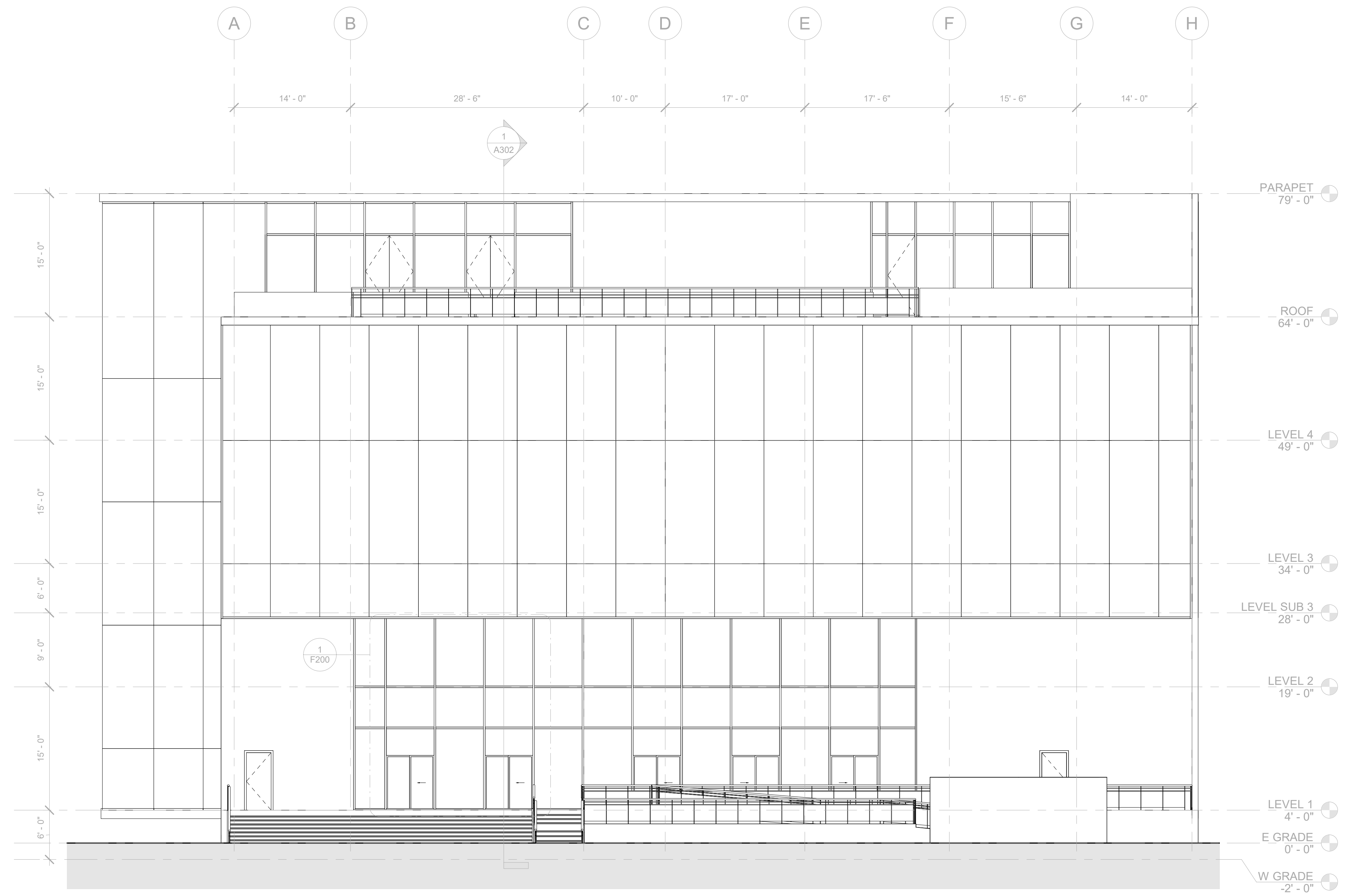
ELEVATED STATES

ISSUANCE

NO.	DESCRIPTION	DATE
1	SCHEMATIC DESIGN	09.18.2018
2	DESIGN DEVELOPMENT	10.23.2018
3	CONSTRUCTION DOCUMENTS	11.27.2018



A201
EXT. ELEVATION - S



① WEST ELEVATION - CD
1/8" = 1'-0"



PINK FLAMINGOS

WILLIAM ANDERSON
REBECCA GREENBERG
JACOB GULINSON
IAN LEE

ARCHITECTURAL CONSULTANT
CLEMENTINA RUGGIERI, SPACE 4 ARCHITECTS
CR@4ARCH.COM

MEP ENGINEER
JONCE WALKER, THORNTON TOMASETTI
JWALKER@THORNTONTOMASETTI.COM

STRUCTURAL ENGINEER
JASON STONE, LERA
JASON.STONE@LERA.COM

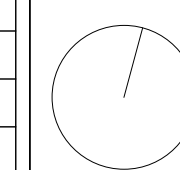
ENCLOSURE CONSULTANT
RYAN DONAGHY, SHOP
DONAGHYR@GMAIL.COM

GSAPP

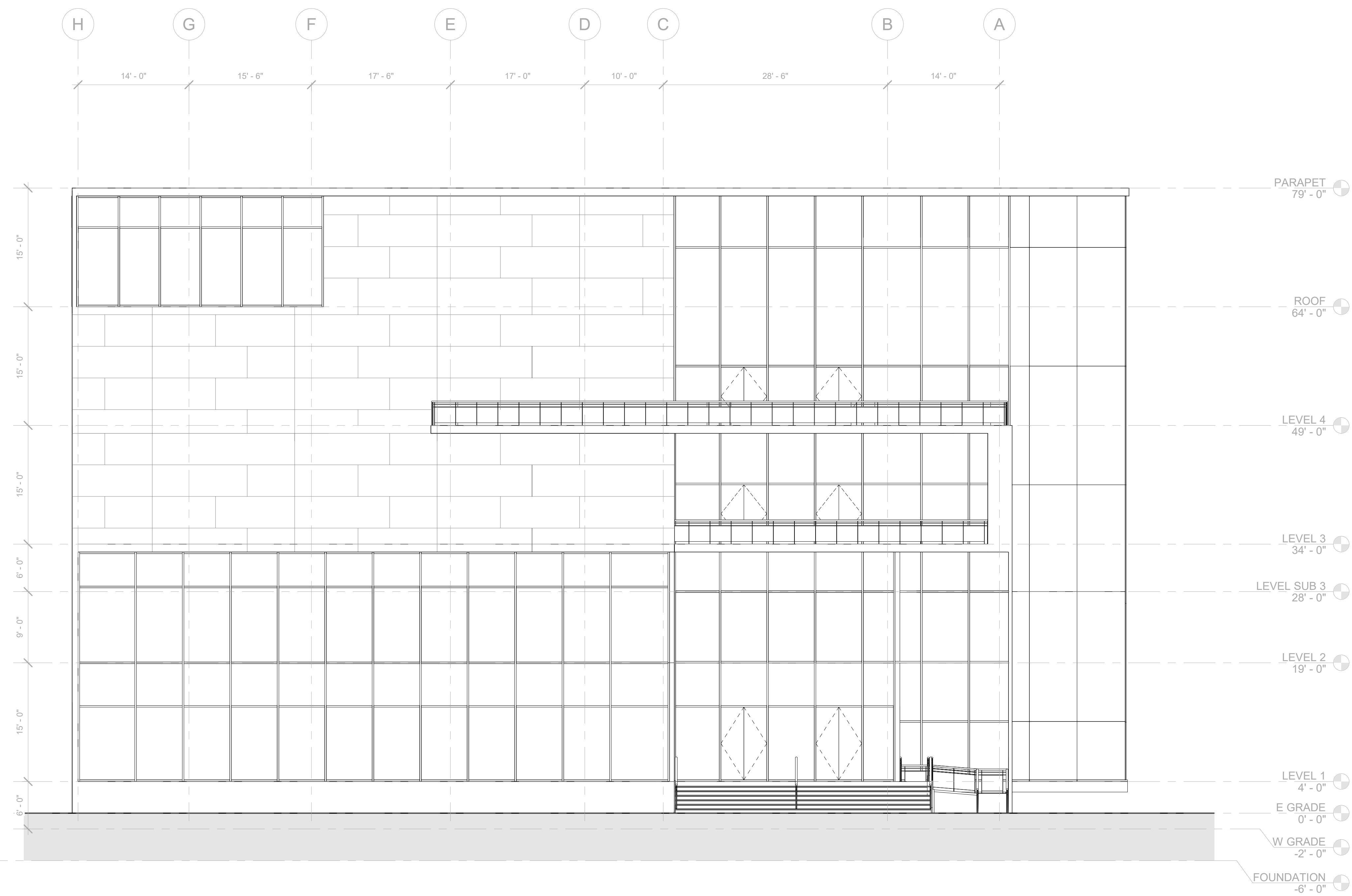
ELEVATED STATES

ISSUANCE

NO.	DESCRIPTION	DATE
1	SCHEMATIC DESIGN	09.18.2018
2	DESIGN DEVELOPMENT	10.23.2018
3	CONSTRUCTION DOCUMENTS	11.27.2018



A202
EXT. ELEVATIONS - W



① EAST ELEVATION - CD
1/8" = 1'-0"



PINK FLAMINGOS

WILLIAM ANDERSON
REBECCA GREENBERG
JACOB GULINSON
IAN LEE

ARCHITECTURAL CONSULTANT
CLEMENTINA RUGGIERI, SPACE 4 ARCHITECTS
CR@4ARCH.COM

MEP ENGINEER
JONCE WALKER, THORNTON TOMASETTI
JWALKER@THORNTONTOMASETTI.COM

STRUCTURAL ENGINEER
JASON STONE, LERA
JASON.STONE@LERA.COM

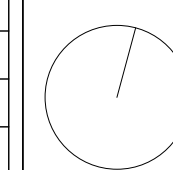
ENCLOSURE CONSULTANT
RYAN DONAGHY, SHOP
DONAGHYR@GMAIL.COM

GSAPP

ELEVATED STATES

ISSUANCE


NO.	DESCRIPTION	DATE
1	SCHEMATIC DESIGN	09.18.2018
2	DESIGN DEVELOPMENT	10.23.2018
3	CONSTRUCTION DOCUMENTS	11.27.2018



A203
EXT. ELEVATIONS -E



① NE AXON



② NW AXON



PINK FLAMINGOS

WILLIAM ANDERSON
REBECCA GREENBERG
JACOB GULINSON
IAN LEE

ARCHITECTURAL CONSULTANT
CLEMENTINA RUGGIERI, SPACE 4 ARCHITECTS
CR@4ARCH.COM

MEP ENGINEER
JONCE WALKER, THORNTON TOMASETTI
JWALKER@THORNTONTOMASETTI.COM

STRUCTURAL ENGINEER
JASON STONE, LERA
JASON.STONE@LERA.COM

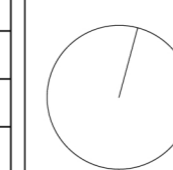
ENCLOSURE CONSULTANT
RYAN DONAGHY, SHOP
DONAGHYR@GMAIL.COM

GSAPP

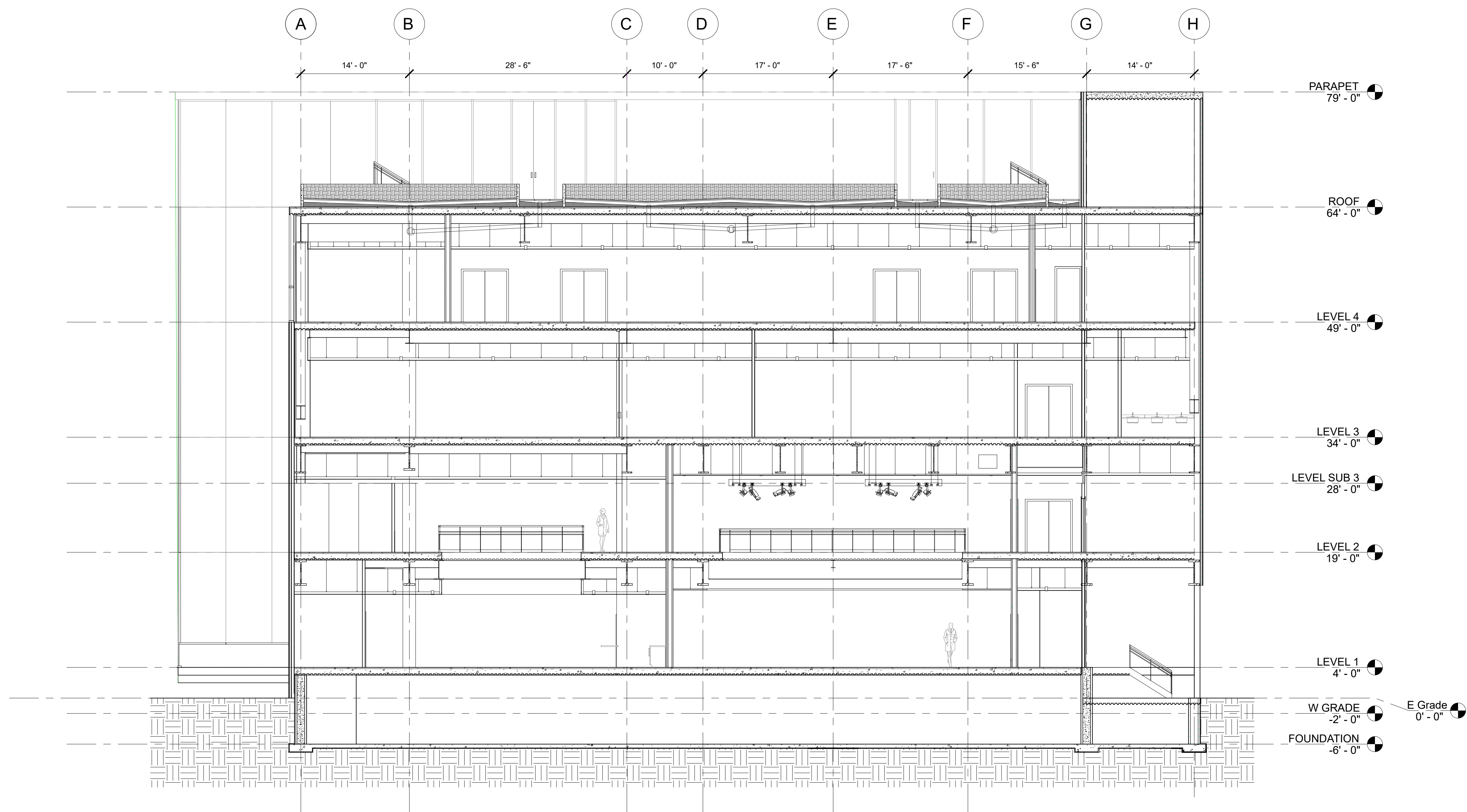
**ELEVATED
STATES**

ISSUANCE

NO.	DESCRIPTION	DATE
1	SCHEMATIC DESIGN	09.18.2018
2	DESIGN DEVELOPMENT	10.23.2018
3	CONSTRUCTION DOCUMENTS	11.27.2018



**A204
AXONS**



① SECTION 2
1/8" = 1'-0"



PINK FLAMINGOS

WILLIAM ANDERSON
REBECCA GREENBERG
JACOB GULINSON
IAN LEE

ARCHITECTURAL CONSULTANT
CLEMENTINA RUGGIERI, SPACE 4 ARCHITECTS
CR@4ARCH.COM

MEP ENGINEER
JONCE WALKER, THORNTON TOMASETTI
JWALKER@THORNTONTOMASETTI.COM

STRUCTURAL ENGINEER
JASON STONE, LERA
JASON.STONE@LERA.COM

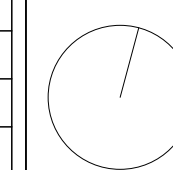
ENCLOSURE CONSULTANT
RYAN DONAGHY, SHOP
DONAGHYR@GMAIL.COM

GSAPP

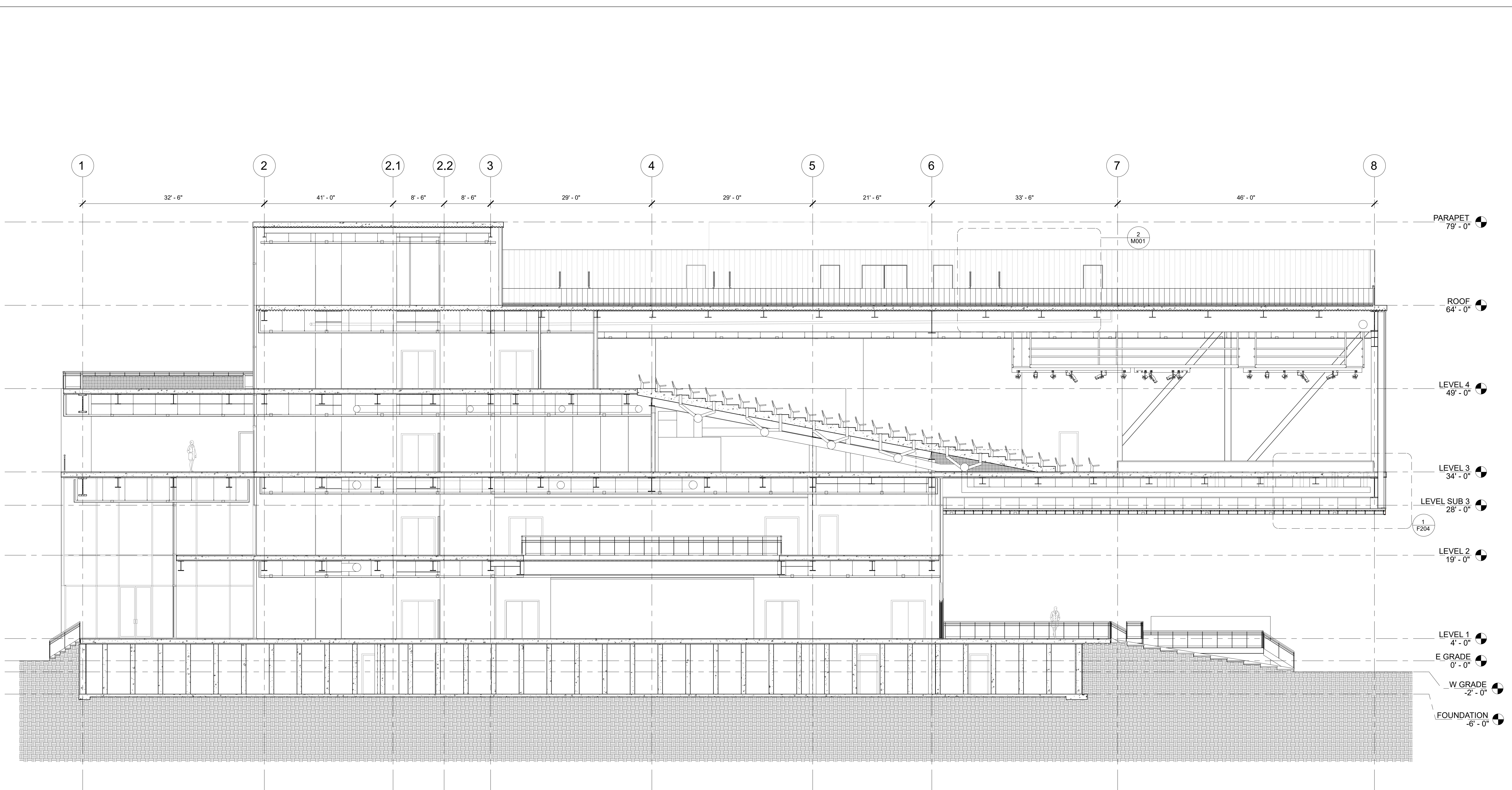
ELEVATED STATES

ISSUANCE

NO.	DESCRIPTION	DATE
1	SCHEMATIC DESIGN	09.18.2018
2	DESIGN DEVELOPMENT	10.23.2018
3	CONSTRUCTION DOCUMENTS	11.27.2018



A300
N-S SECTION



PINK FLAMINGOS

WILLIAM ANDERSON
REBECCA GREENBERG
JACOB GULINSON
IAN LEE

ARCHITECTURAL CONSULTANT
CLEMENTINA RUGGIERI, SPACE 4 ARCHITECTS
CR@4ARCH.COM

MEP ENGINEER
JONCE WALKER, THORNTON TOMASETTI
JWALKER@THORNTONTOMASETTI.COM

STRUCTURAL ENGINEER
JASON STONE, LERA
JASON.STONE@LERA.COM

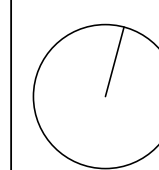
ENCLOSURE CONSULTANT
RYAN DONAGHY, SHOP
DONAGHYR@GMAIL.COM

GSAPP

ELEVATED STATES

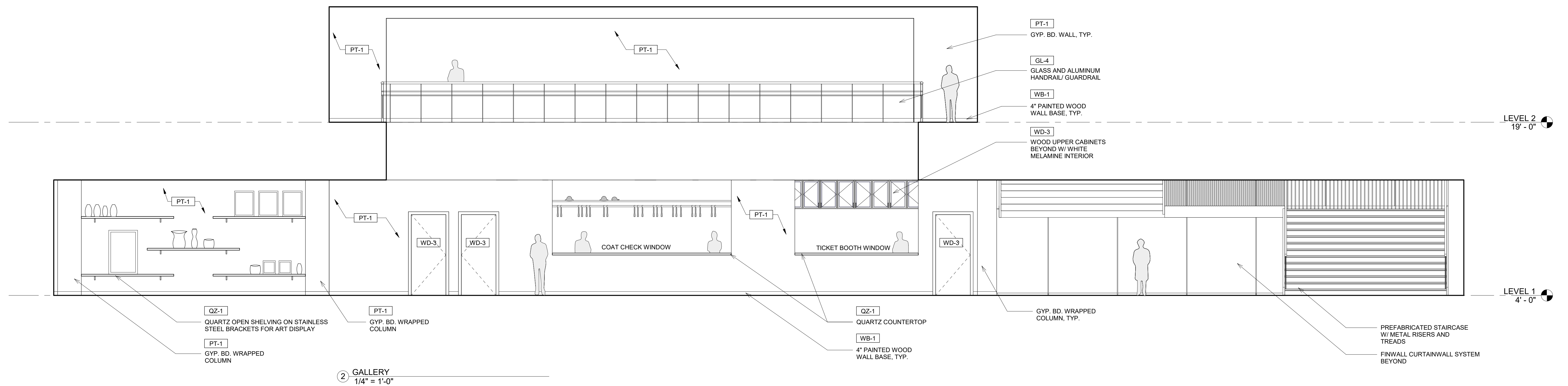
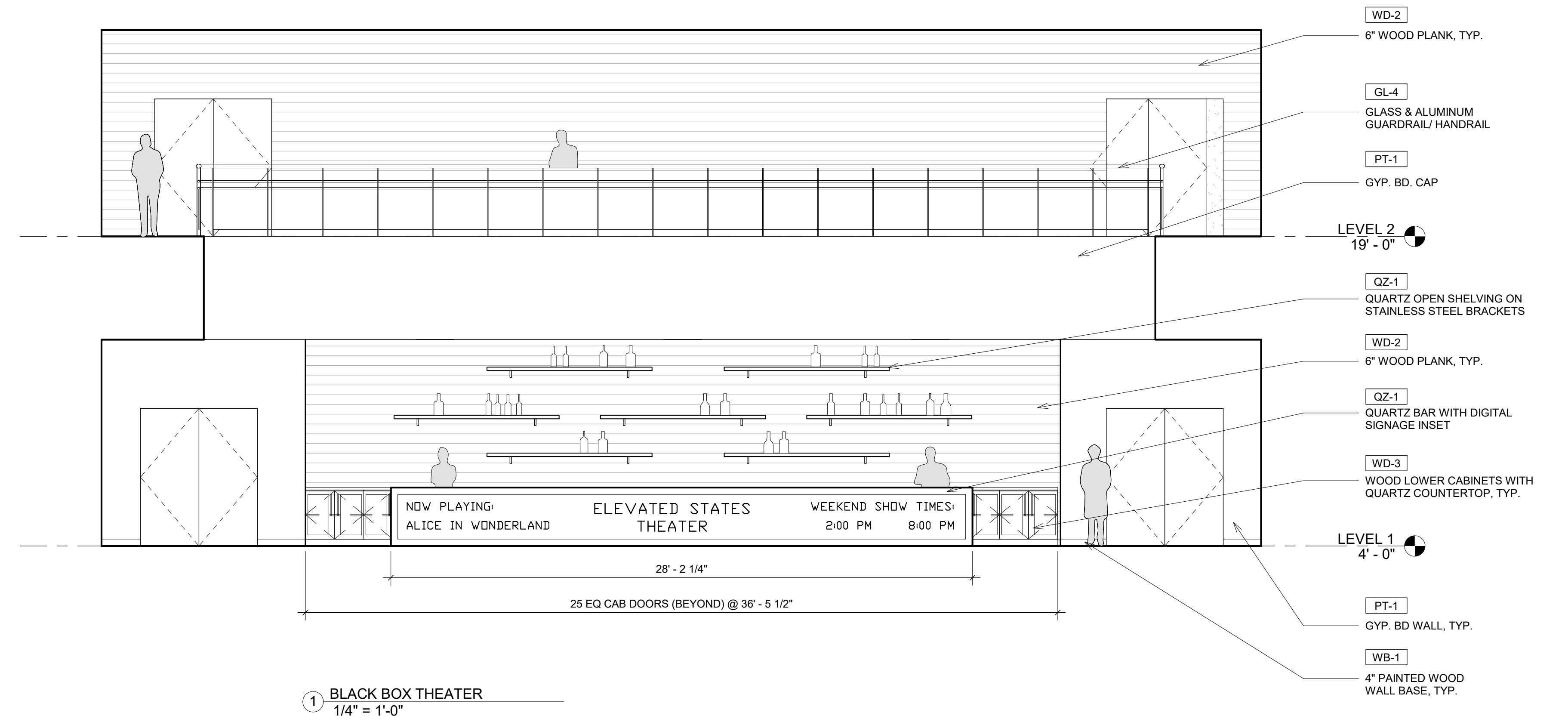
ISSUANCE

NO.	DESCRIPTION	DATE
1	SCHEMATIC DESIGN	09.18.2018
2	DESIGN DEVELOPMENT	10.23.2018
3	CONSTRUCTION DOCUMENTS	11.27.2018



A302
E-W SECTION

11/20/2018
9:15:39 PM



PINK FLAMINGOS
WILLIAM ANDERSON
REBECCA GREENBERG
JACOB GULINSON
IAN LEE

ARCHITECTURAL CONSULTANT
CLEMENTINA RUGGIERI, SPACE 4 ARCHITECTS
CR@4ARCH.COM

MEP ENGINEER
JONCE WALKER, THORNTON TOMASETTI
JWALKER@THORNTONTOMASETTI.COM

STRUCTURAL ENGINEER
JASON STONE, LERA
JASON.STONE@LERA.COM

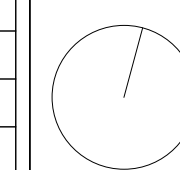
ENCLOSURE CONSULTANT
RYAN DONAGHY, SHOP
DONAGHYR@GMAIL.COM

GSAPP

**ELEVATED
STATES**


ISSUANCE

NO.	DESCRIPTION	DATE
1	SCHEMATIC DESIGN	09.18.2018
2	DESIGN DEVELOPMENT	10.23.2018
3	CONSTRUCTION DOCUMENTS	11.27.2018



A400
INTERIOR ELEVATIONS

11/21/2018
7:50:24 PM



1 AUDITORIUM STAGE
1/4" = 1'-0"



PINK FLAMINGOS

WILLIAM ANDERSON
REBECCA GREENBERG
JACOB GULINSON
IAN LEE

ARCHITECTURAL CONSULTANT
CLEMENTINA RUGGIERI, SPACE 4 ARCHITECTS
CR@4ARCH.COM

MEP ENGINEER
JONCE WALKER, THORNTON TOMASETTI
JWALKER@THORNTONTOMASETTI.COM

STRUCTURAL ENGINEER
JASON STONE, LERA
JASON.STONE@LERA.COM

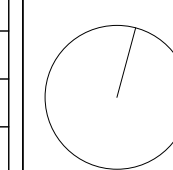
ENCLOSURE CONSULTANT
RYAN DONAGHY, SHOP
DONAGHYR@GMAIL.COM

GSAPP

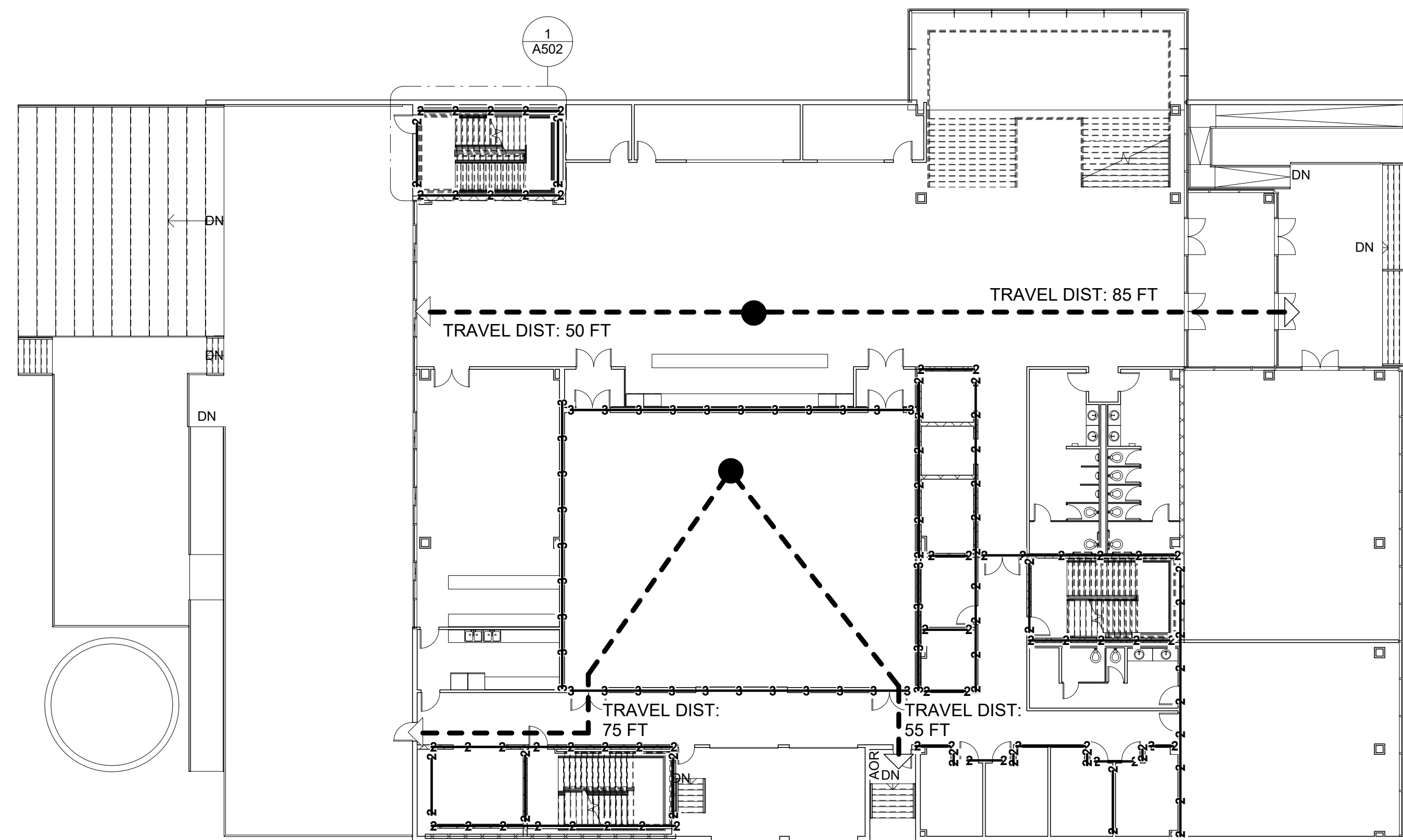
ELEVATED STATES

ISSUANCE

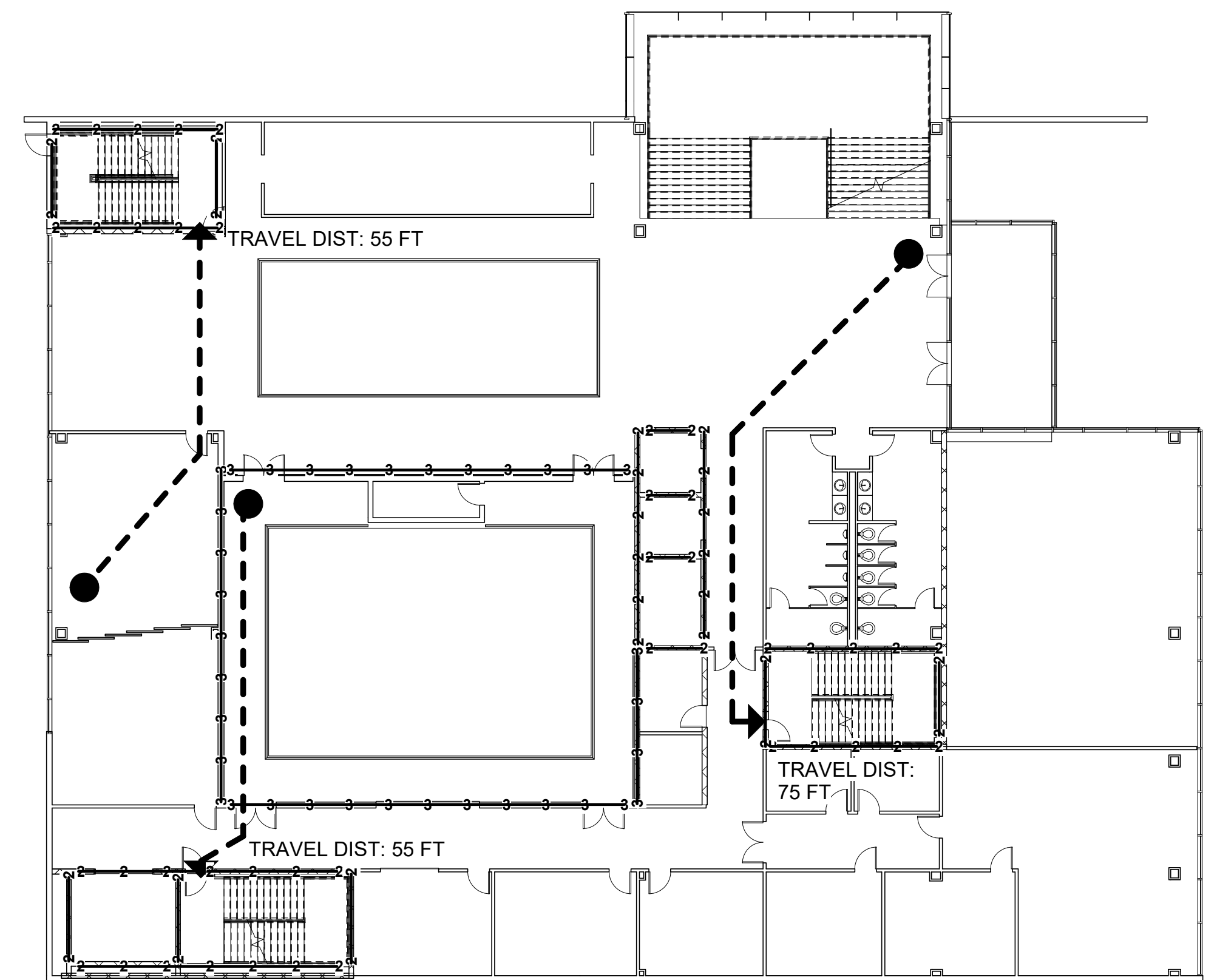
NO.	DESCRIPTION	DATE
1	SCHEMATIC DESIGN	09.18.2018
2	DESIGN DEVELOPMENT	10.23.2018
3	CONSTRUCTION DOCUMENTS	11.27.2018



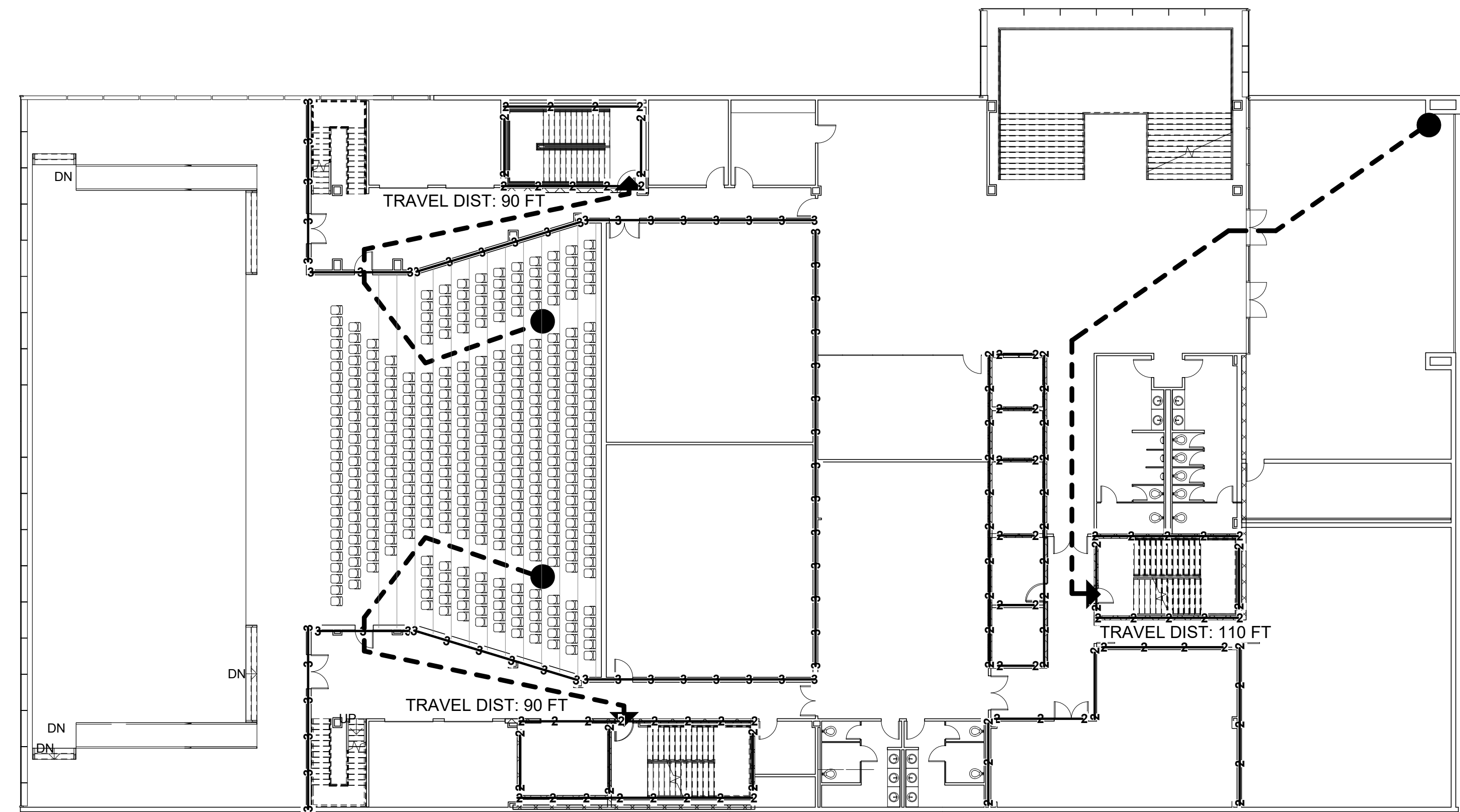
A401
INTERIOR ELEVATIONS



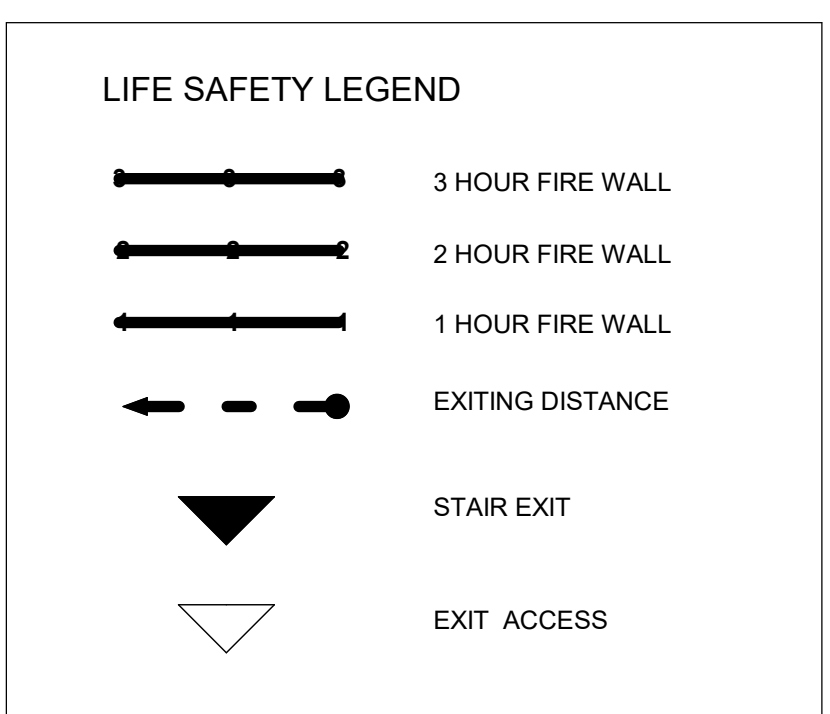
① LEVEL 1 - LIFE SAFETY
1/16" = 1'-0"



② LEVEL 2 - LIFE SAFETY
1/16" = 1'-0"



③ LEVEL 3 - LIFE SAFETY
1/16" = 1'-0"



PINK FLAMINGOS
WILLIAM ANDERSON
REBECCA GREENBERG
JACOB GULINSON
IAN LEE

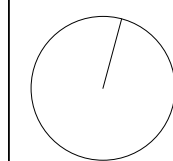
ARCHITECTURAL CONSULTANT
CLEMENTINA RUGGIERI, SPACE 4 ARCHITECTS
CR@4ARCH.COM
MEP ENGINEER
JONCE WALKER, THORNTON TOMASETTI
JWALKER@THORNTONTOMASETTI.COM

STRUCTURAL ENGINEER
JASON STONE, LERA
JASON.STONE@LERA.COM
ENCLOSURE CONSULTANT
RYAN DONAGHY, SHOP
DONAGHYR@GMAIL.COM

GSAPP

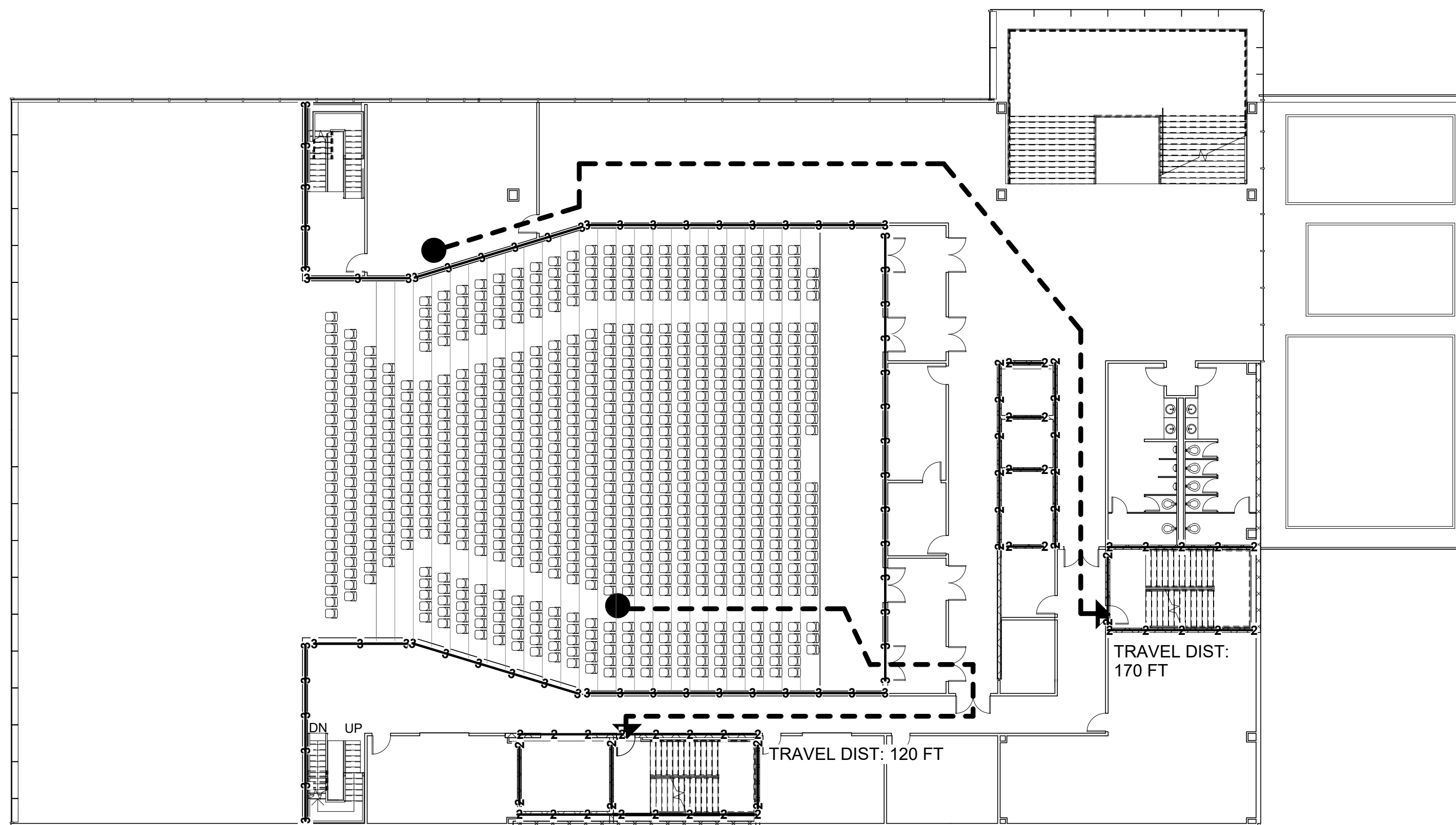
ELEVATED STATES

ISSUANCE		
NO.	DESCRIPTION	DATE
1	SCHEMATIC DESIGN	09.18.2018
2	DESIGN DEVELOPMENT	10.23.2018
3	CONSTRUCTION DOCUMENTS	11.27.2018

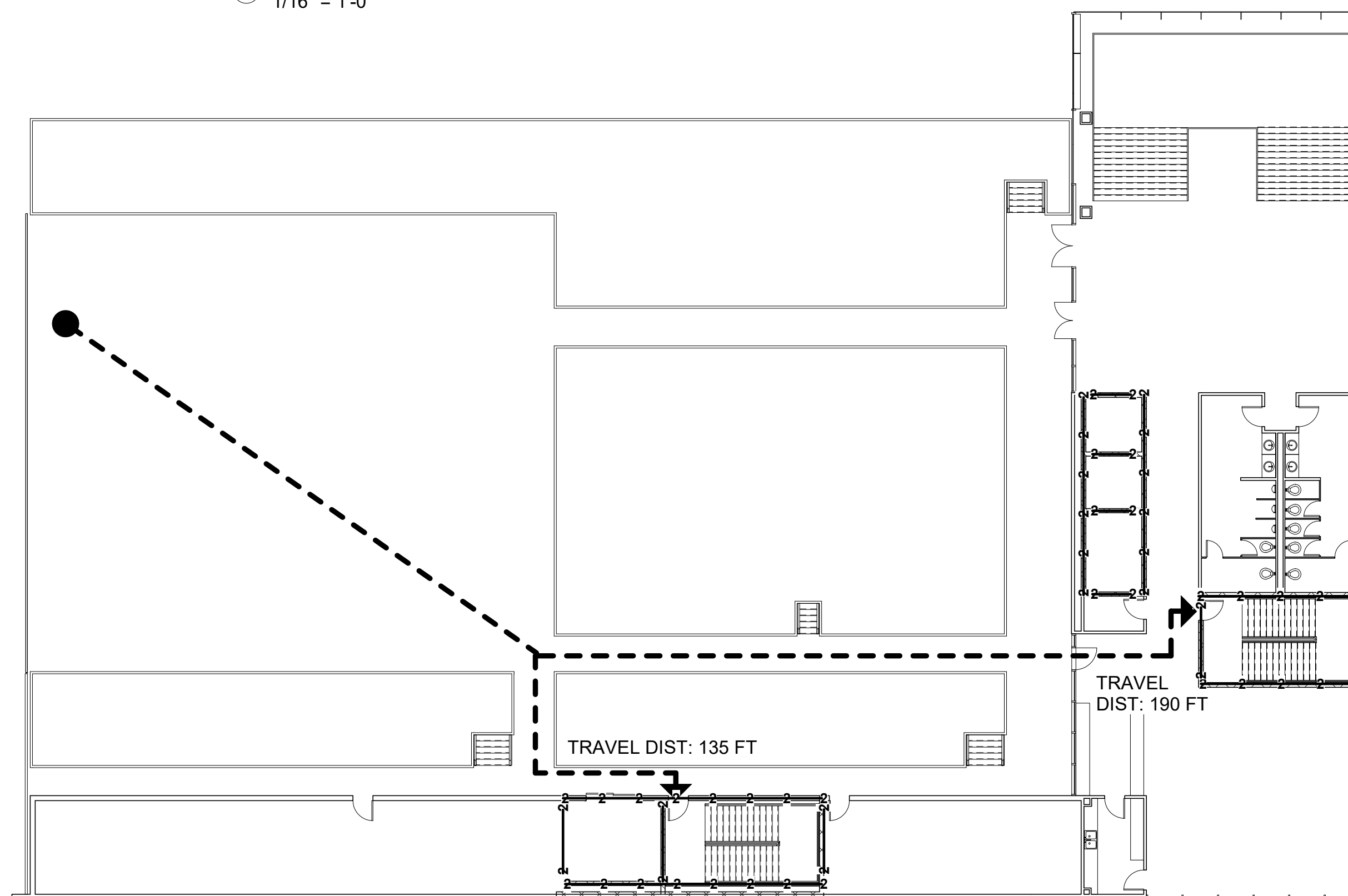


A500
LIFE SAFETY PLANS

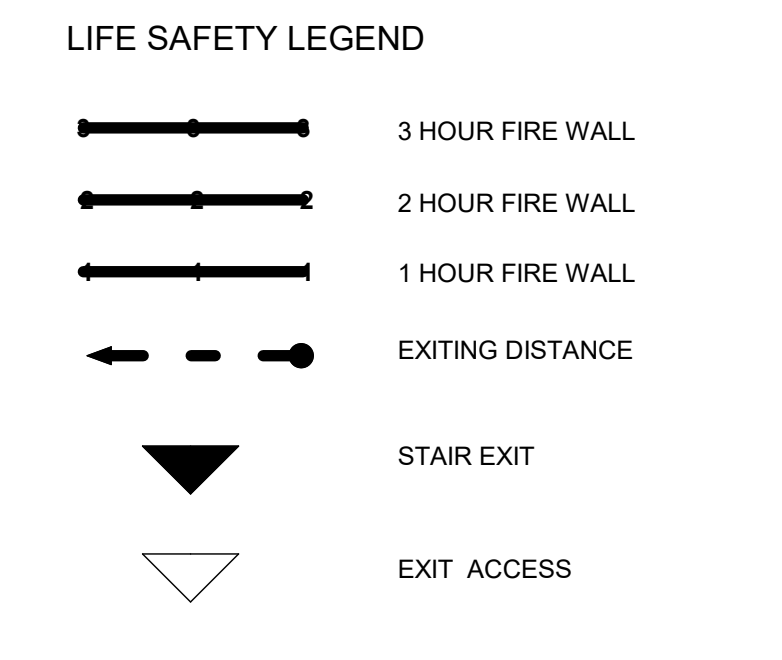
11/21/2018
8:05:36 PM



① LEVEL 4 - LIFE SAFETY
1/16" = 1'-0"



② ROOF - LIFE SAFETY
1/16" = 1'-0"



PINK FLAMINGOS

WILLIAM ANDERSON
REBECCA GREENBERG
JACOB GULINSON
IAN LEE

ARCHITECTURAL CONSULTANT
CLEMENTINA RUGGIERI, SPACE 4 ARCHITECTS
CR@4ARCH.COM

MEP ENGINEER
JONCE WALKER, THORNTON TOMASETTI
JWALKER@THORNTONTOMASETTI.COM

STRUCTURAL ENGINEER
JASON STONE, LERA
JASON.STONE@LERA.COM

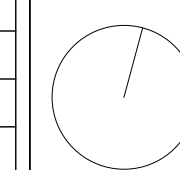
ENCLOSURE CONSULTANT
RYAN DONAGHY, SHOP
DONAGHYR@GMAIL.COM

GSAPP

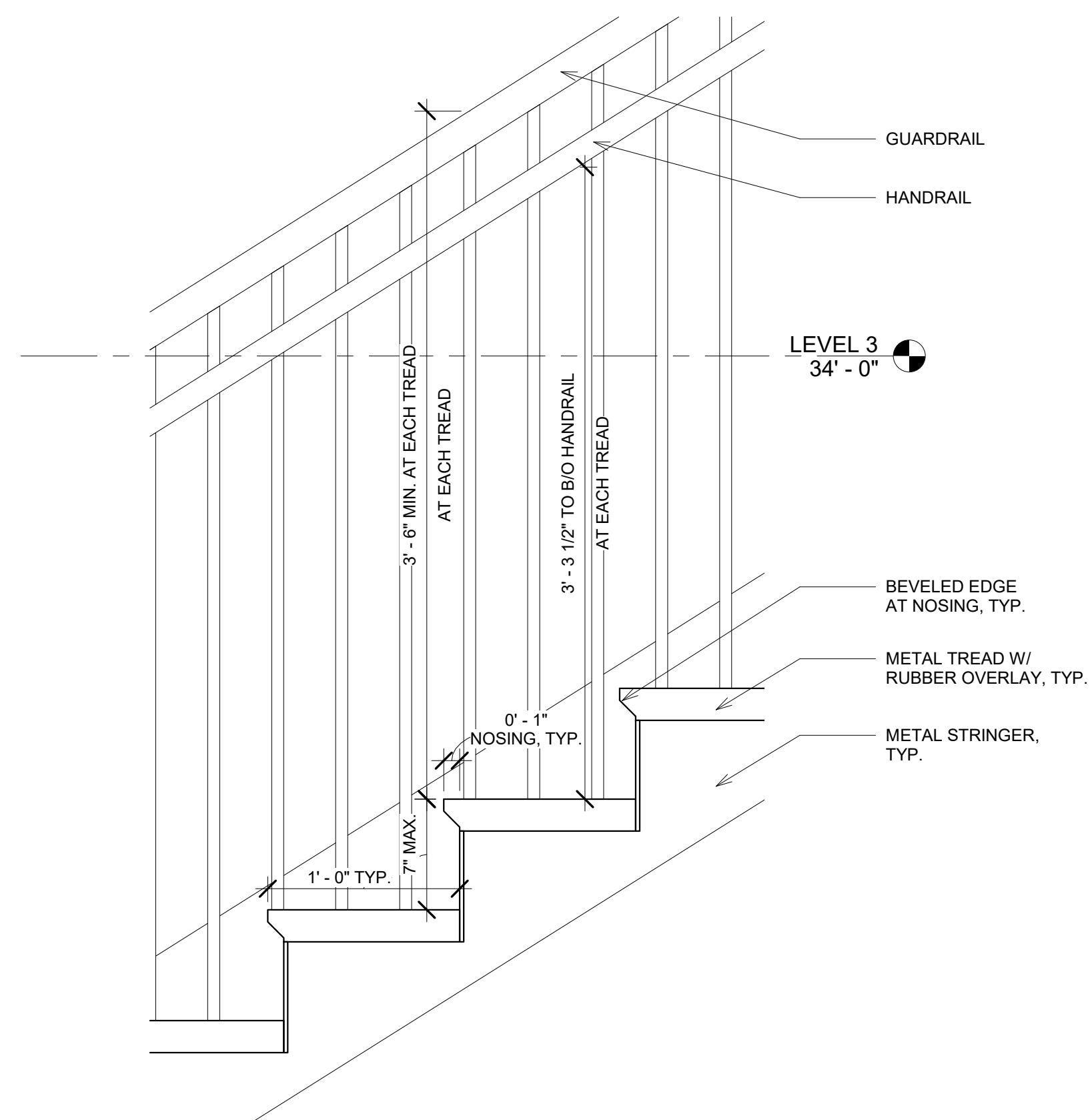
ELEVATED STATES

ISSUANCE

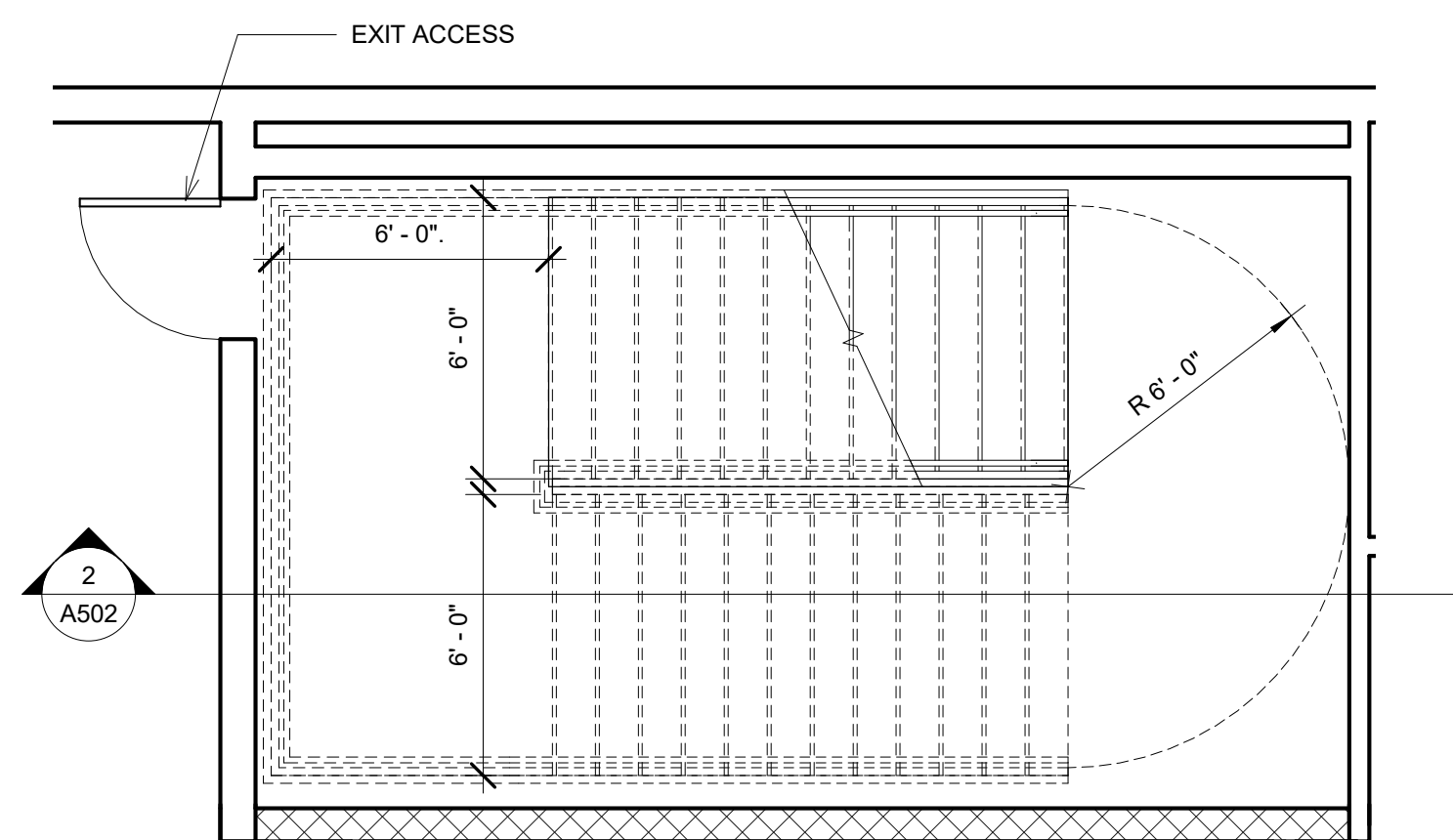
NO.	DESCRIPTION	DATE
1	SCHEMATIC DESIGN	09.18.2018
2	DESIGN DEVELOPMENT	10.23.2018
3	CONSTRUCTION DOCUMENTS	11.27.2018



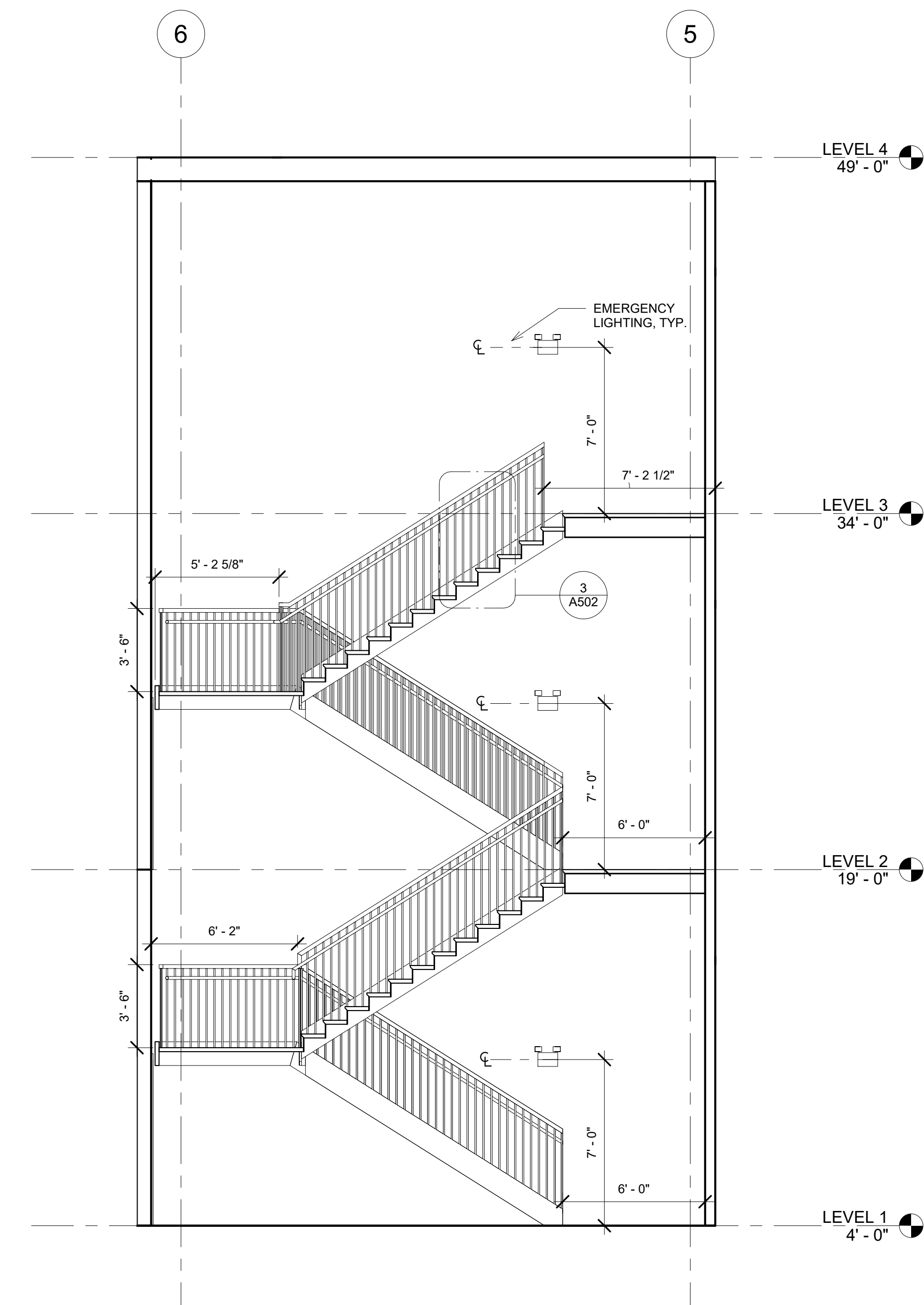
A501
LIFE SAFETY PLANS



③ EGRESS STAIR DETAIL
1 1/2" = 1'-0"



① EGRESS STAIR - TYP.
1/4" = 1'-0"



② EGRESS STAIR
1/4" = 1'-0"



PINK FLAMINGOS

WILLIAM ANDERSON
REBECCA GREENBERG
JACOB GULINSON
IAN LEE

ARCHITECTURAL CONSULTANT
CLEMENTINA RUGGIERI, SPACE 4 ARCHITECTS
CR@4ARCH.COM

MEP ENGINEER
JONCE WALKER, THORNTON TOMASETTI
JWALKER@THORNTONTOMASETTI.COM

STRUCTURAL ENGINEER
JASON STONE, LERA
JASON.STONE@LERA.COM

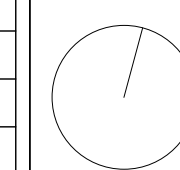
ENCLOSURE CONSULTANT
RYAN DONAGHY, SHOP
DONAGHYR@GMAIL.COM

GSAPP

ELEVATED STATES

ISSUANCE

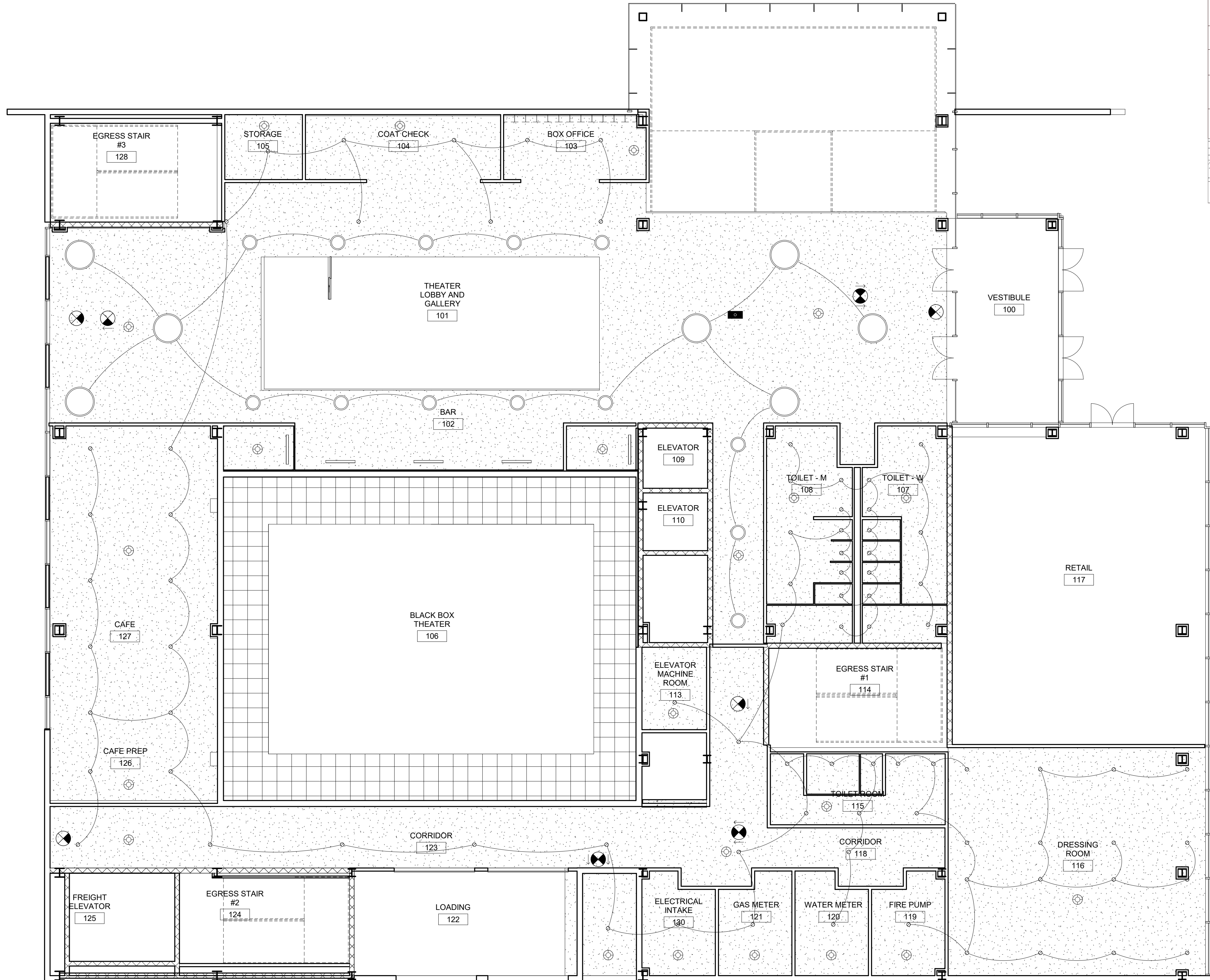
NO.	DESCRIPTION	DATE
1	SCHEMATIC DESIGN	09.18.2018
2	DESIGN DEVELOPMENT	10.23.2018
3	CONSTRUCTION DOCUMENTS	11.27.2018



A502
LIFE SAFETY DETAILS

RCP LEGEND

SYMBOL	TYPE	COUNT
○	RECESS DOWNLIGHT (6")	
○	RECESS DOWNLIGHT (8")	
⚡	EMERGENCY LIGHT	
—	STRIP LIGHT	
▭	FLUORESCENT LIGHT	
○	DOME LIGHT (24")	
○	DOME LIGHT (48")	
■	SIGNAGE PROJECTOR (12"X24")	
⊙	SMOKE DETECTOR	
⊗	EXIT SIGN SHADED QUADRANT REPRESENTS VISIBLE FACE	
⊗	EXIT SIGN WITH DIRECTIONAL ARROW	
▨	ACOUSTIC CEILING	
▩	GYPSUM CEILING	
▩	WOOD CEILING	



1 LEVEL 1 - RCP - Electrical
1/8" = 1'-0"



PINK FLAMINGOS

WILLIAM ANDERSON
REBECCA GREENBERG
JACOB GULINSON
IAN LEE

ARCHITECTURAL CONSULTANT

CLEMENTINA RUGGIERI, SPACE 4 ARCHITECTS
CR@4ARCH.COM

MEP ENGINEER

JONCE WALKER, THORNTON TOMASETTI
JWALKER@THORNTONTOMASETTI.COM

STRUCTURAL ENGINEER

JASON STONE, LERA
JASON.STONE@LERA.COM

ENCLOSURE CONSULTANT

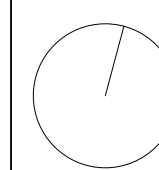
RYAN DONAGHY, SHOP
DONAGHYR@GMAIL.COM

GSAPP

ELEVATED STATES

ISSUANCE

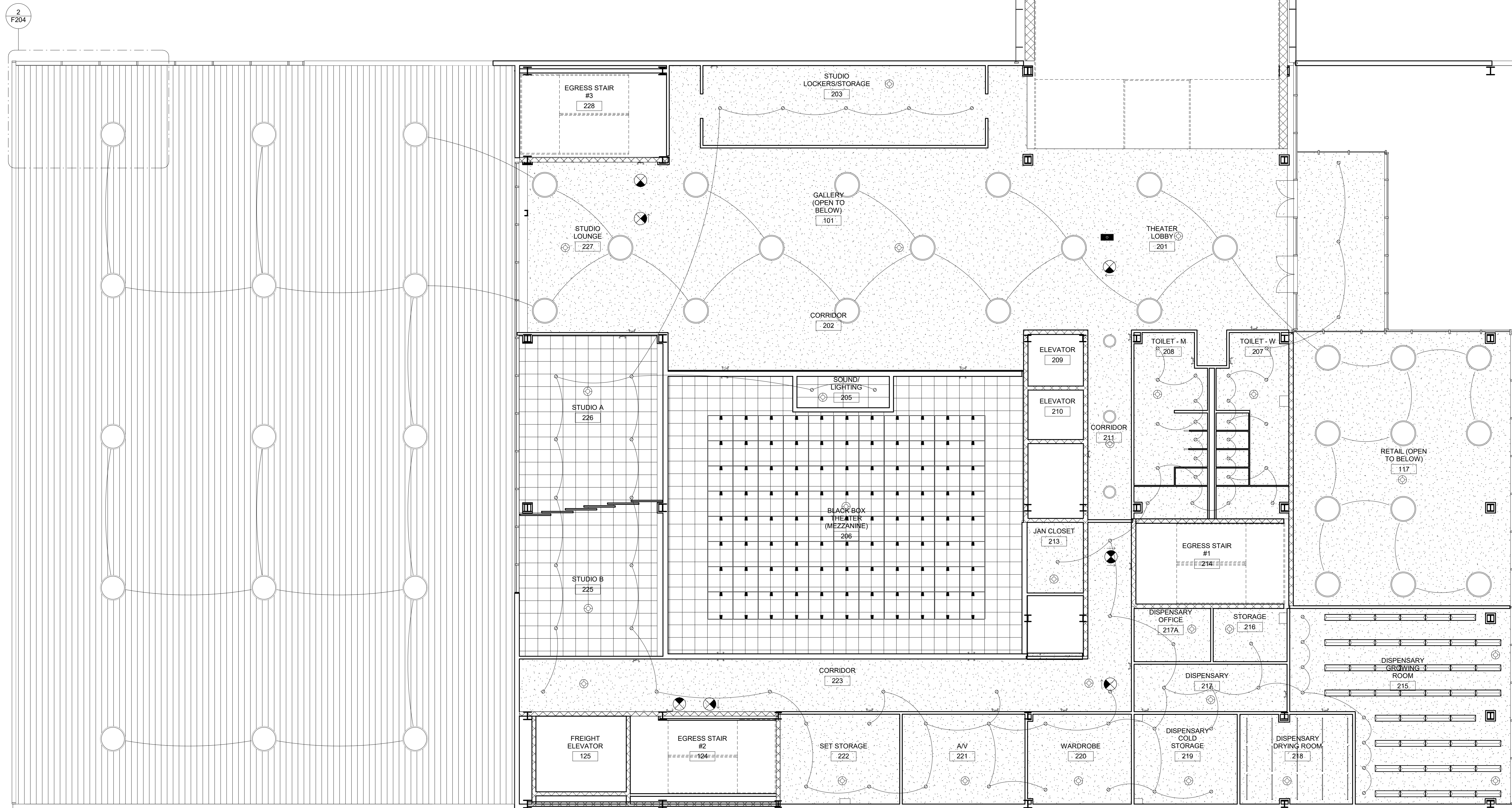
NO.	DESCRIPTION	DATE
1	SCHEMATIC DESIGN	09.18.2018
2	DESIGN DEVELOPMENT	10.23.2018
3	CONSTRUCTION DOCUMENTS	11.27.2018



A600
RCP - LEVEL 1

RCP LEGEND

SYMBOL	TYPE	COUNT
⊙	RECESS DOWNLIGHT (8")	
⊖	RECESS DOWNLIGHT (8")	
⌞	EMERGENCY LIGHT	
—	STRIP LIGHT	
▭	FLUORESCENT LIGHT	
○	DOME LIGHT (24")	
⊕	DOME LIGHT (48")	
■	SIGNAGE PROJECTOR (12"X24")	
⊙	SMOKE DETECTOR	
⊗	EXIT SIGN SHADED QUADRANT REPRESENTS VISIBLE FACE	
⊗	EXIT SIGN WITH DIRECTIONAL ARROW	
▨	ACOUSTIC CEILING	
▩	GYPSUM CEILING	
▧	WOOD CEILING	



1 Level 2 - RCP - Electrical
1/8" = 1'-0"



PINK FLAMINGOS
 WILLIAM ANDERSON
 REBECCA GREENBERG
 JACOB GULINSON
 IAN LEE

ARCHITECTURAL CONSULTANT
 CLEMENTINA RUGGIERI, SPACE 4 ARCHITECTS
 CR@4ARCH.COM

MEP ENGINEER
 JONCE WALKER, THORNTON TOMASETTI
 JWALKER@THORNTONTOMASETTI.COM

STRUCTURAL ENGINEER
 JASON STONE, LERA
 JASON.STONE@LERA.COM

ENCLOSURE CONSULTANT
 RYAN DONAGHY, SHOP
 DONAGHYR@GMAIL.COM

GSAPP

ELEVATED STATES

ISSUANCE

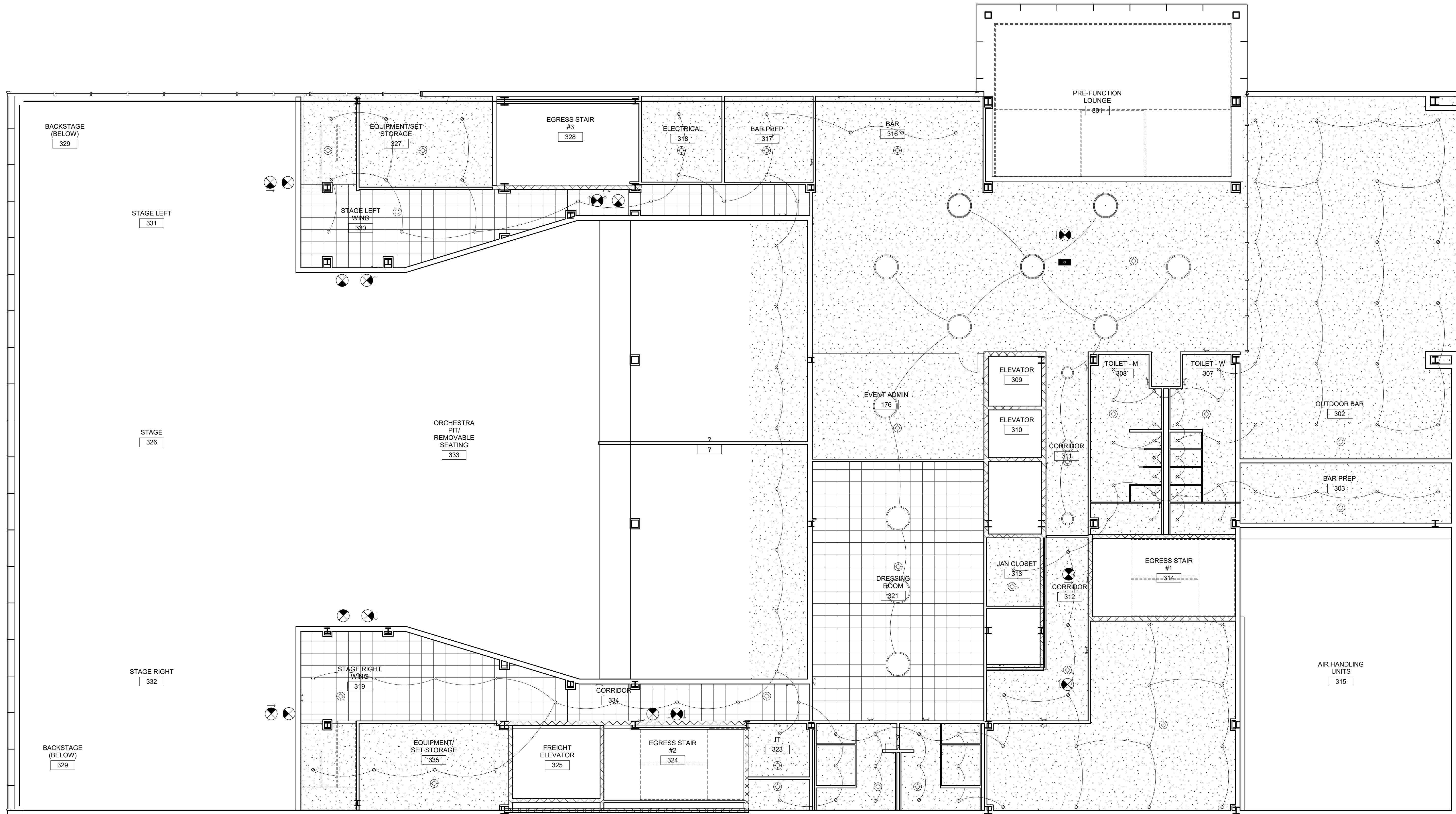
NO.	DESCRIPTION	DATE
1	SCHEMATIC DESIGN	09.18.2018
2	DESIGN DEVELOPMENT	10.23.2018
3	CONSTRUCTION DOCUMENTS	11.27.2018



A601
RCP - LEVEL 2

RCP LEGEND

SYMBOL	TYPE	COUNT
⊙	RECESS DOWNLIGHT (8")	
⊖	RECESS DOWNLIGHT (8")	
⊠	EMERGENCY LIGHT	
—	STRIP LIGHT	
▭	FLUORESCENT LIGHT	
○	DOME LIGHT (24")	
◯	DOME LIGHT (48")	
■	SIGNAGE PROJECTOR (12"X24")	
⊕	SMOKE DETECTOR	
⊗	EXIT SIGN SHADED QUADRANT REPRESENTS VISIBLE FACE	
⊗	EXIT SIGN WITH DIRECTIONAL ARROW	
▨	ACOUSTIC CEILING	
▩	GYPSUM CEILING	
▧	WOOD CEILING	



1 Level 3 - RCP - Electrical
1/8" = 1'-0"



PINK FLAMINGOS
 WILLIAM ANDERSON
 REBECCA GREENBERG
 JACOB GULINSON
 IAN LEE

ARCHITECTURAL CONSULTANT
 CLEMENTINA RUGGIERI, SPACE 4 ARCHITECTS
 CR@4ARCH.COM
MEP ENGINEER
 JONCE WALKER, THORNTON TOMASETTI
 JWALKER@THORNTONTOMASETTI.COM

STRUCTURAL ENGINEER
 JASON STONE, LERA
 JASON.STONE@LERA.COM
ENCLOSURE CONSULTANT
 RYAN DONAGHY, SHOP
 DONAGHYR@GMAIL.COM

GSAPP
ELEVATED STATES

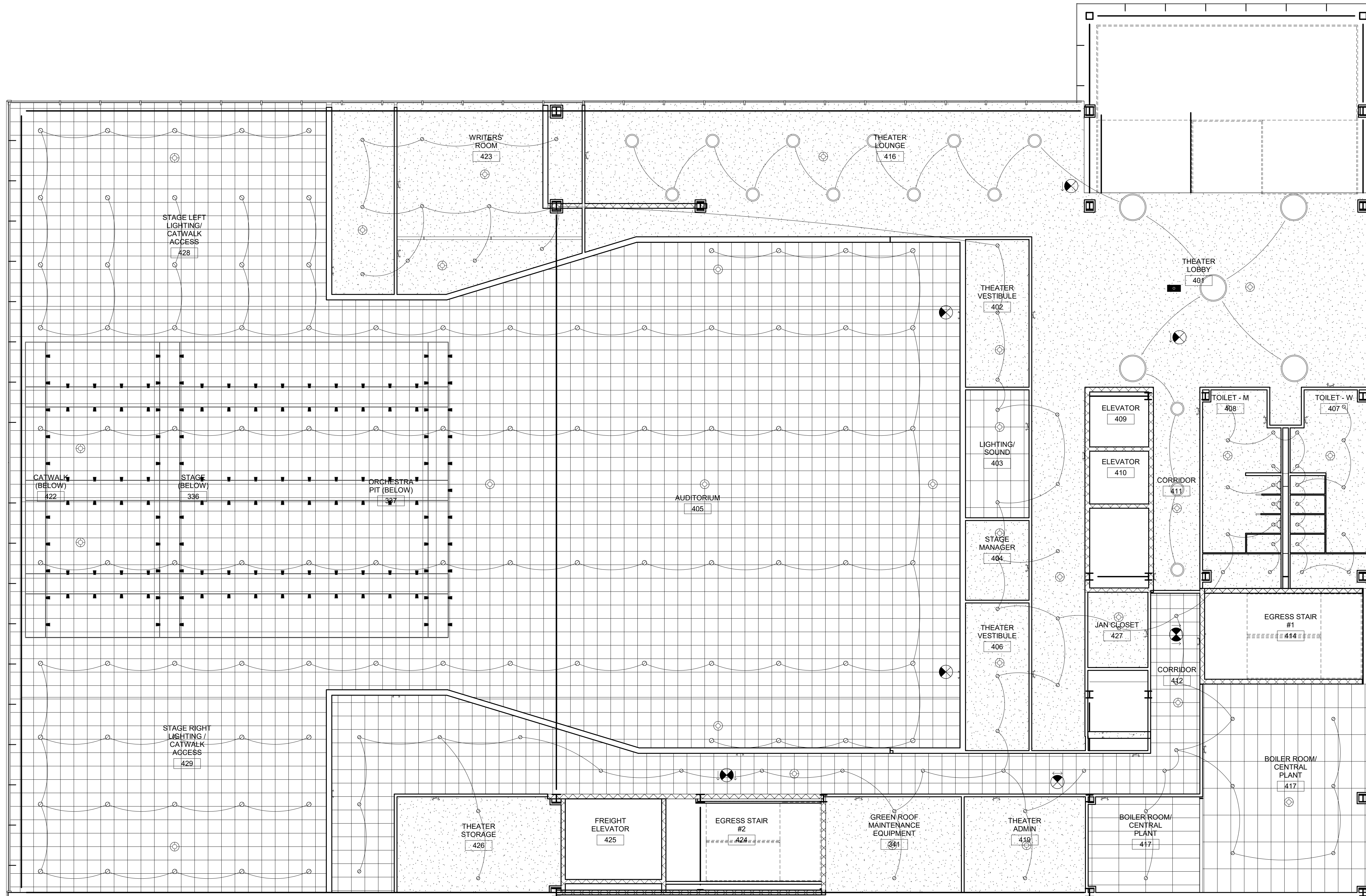
ISSUANCE		
NO.	DESCRIPTION	DATE
1	SCHEMATIC DESIGN	09.18.2018
2	DESIGN DEVELOPMENT	10.23.2018
3	CONSTRUCTION DOCUMENTS	11.27.2018



A602
RCP - LEVEL 3

RCP LEGEND

SYMBOL	TYPE	COUNT
○	RECESS DOWNLIGHT (8")	
○	RECESS DOWNLIGHT (8")	
⊠	EMERGENCY LIGHT	
—	STRIP LIGHT	
▭	FLUORESCENT LIGHT	
○	DOME LIGHT (24")	
○	DOME LIGHT (48")	
■	SIGNAGE PROJECTOR (12"x24")	
⊙	SMOKE DETECTOR	
⊗	EXIT SIGN SHADED QUADRANT REPRESENTS VISIBLE FACE	
⊗	EXIT SIGN WITH DIRECTIONAL ARROW	
▨	ACOUSTIC CEILING	
▨	GYPSUM CEILING	
▨	WOOD CEILING	



1 Level 4 - RCP - Electrical
1/8" = 1'-0"



PINK FLAMINGOS
 WILLIAM ANDERSON
 REBECCA GREENBERG
 JACOB GULINSON
 IAN LEE

ARCHITECTURAL CONSULTANT
 CLEMENTINA RUGGIERI, SPACE 4 ARCHITECTS
 CR@4ARCH.COM
MEP ENGINEER
 JONCE WALKER, THORNTON TOMASETTI
 JWALKER@THORNTONTOMASETTI.COM

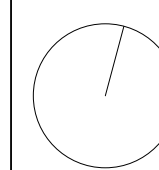
STRUCTURAL ENGINEER
 JASON STONE, LERA
 JASON.STONE@LERA.COM
ENCLOSURE CONSULTANT
 RYAN DONAGHY, SHOP
 DONAGHYR@GMAIL.COM

GSAPP

ELEVATED STATES

ISSUANCE

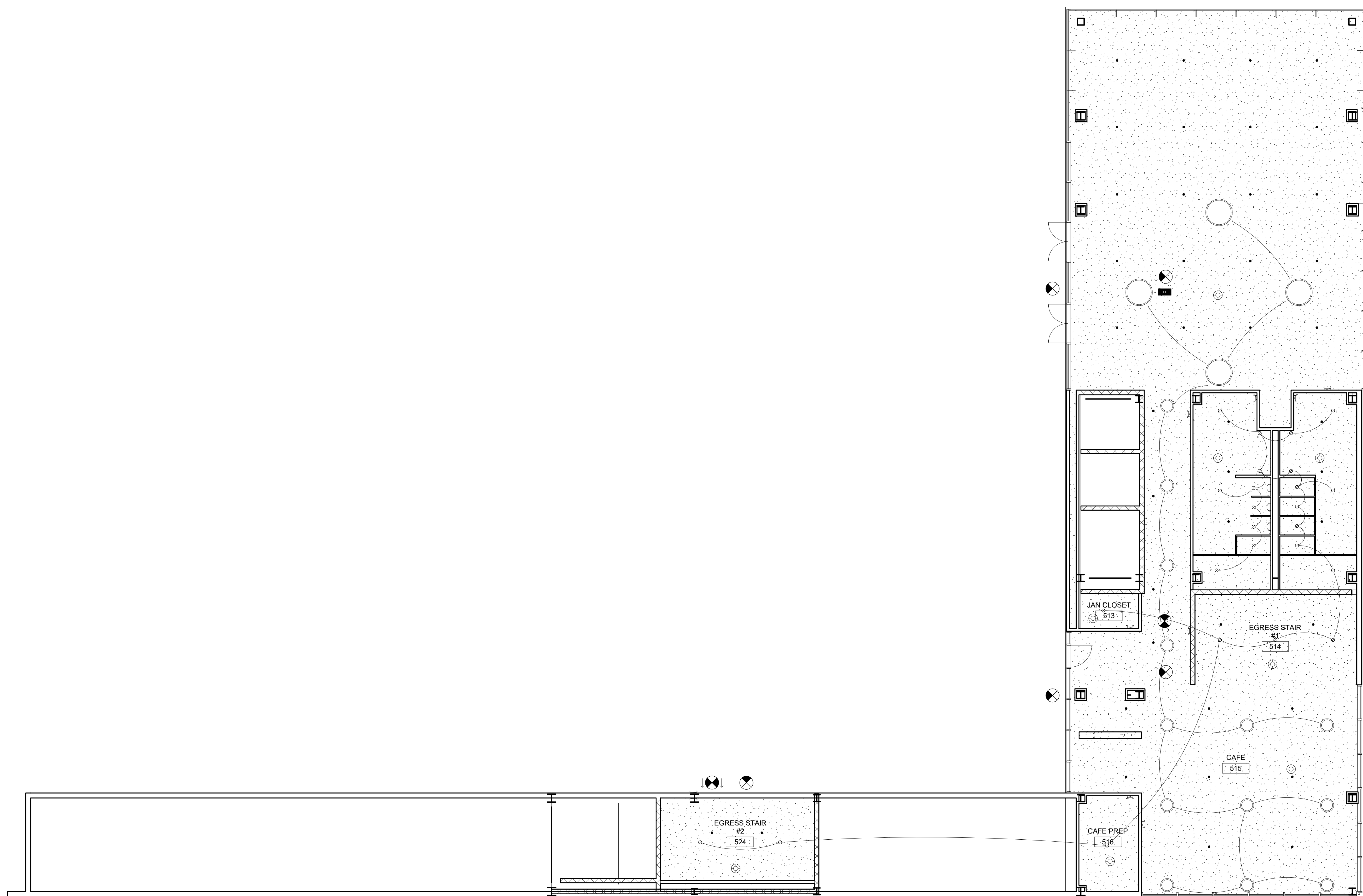
NO.	DESCRIPTION	DATE
1	SCHEMATIC DESIGN	09.18.2018
2	DESIGN DEVELOPMENT	10.23.2018
3	CONSTRUCTION DOCUMENTS	11.27.2018



A603
RCP - LEVEL 4

RCP LEGEND

SYMBOL	TYPE	COUNT
○	RECESS DOWNLIGHT (8")	
○	RECESS DOWNLIGHT (8")	
⬜	EMERGENCY LIGHT	
—	STRIP LIGHT	
▭	FLUORESCENT LIGHT	
○	DOME LIGHT (24")	
○	DOME LIGHT (48")	
■	SIGNAGE PROJECTOR (12"X24")	
⊕	SMOKE DETECTOR	
⊗	EXIT SIGN SHADED QUADRANT REPRESENTS VISIBLE FACE	
⊗	EXIT SIGN WITH DIRECTIONAL ARROW	
▨	ACOUSTIC CEILING	
▩	GYPSUM CEILING	
▧	WOOD CEILING	



1 ROOF - Electrical
1/8" = 1'-0"



PINK FLAMINGOS
 WILLIAM ANDERSON
 REBECCA GREENBERG
 JACOB GULINSON
 IAN LEE

ARCHITECTURAL CONSULTANT
 CLEMENTINA RUGGIERI, SPACE 4 ARCHITECTS
 CR@4ARCH.COM

MEP ENGINEER
 JONCE WALKER, THORNTON TOMASETTI
 JWALKER@THORNTONTOMASETTI.COM

STRUCTURAL ENGINEER
 JASON STONE, LERA
 JASON.STONE@LERA.COM

ENCLOSURE CONSULTANT
 RYAN DONAGHY, SHOP
 DONAGHYR@GMAIL.COM

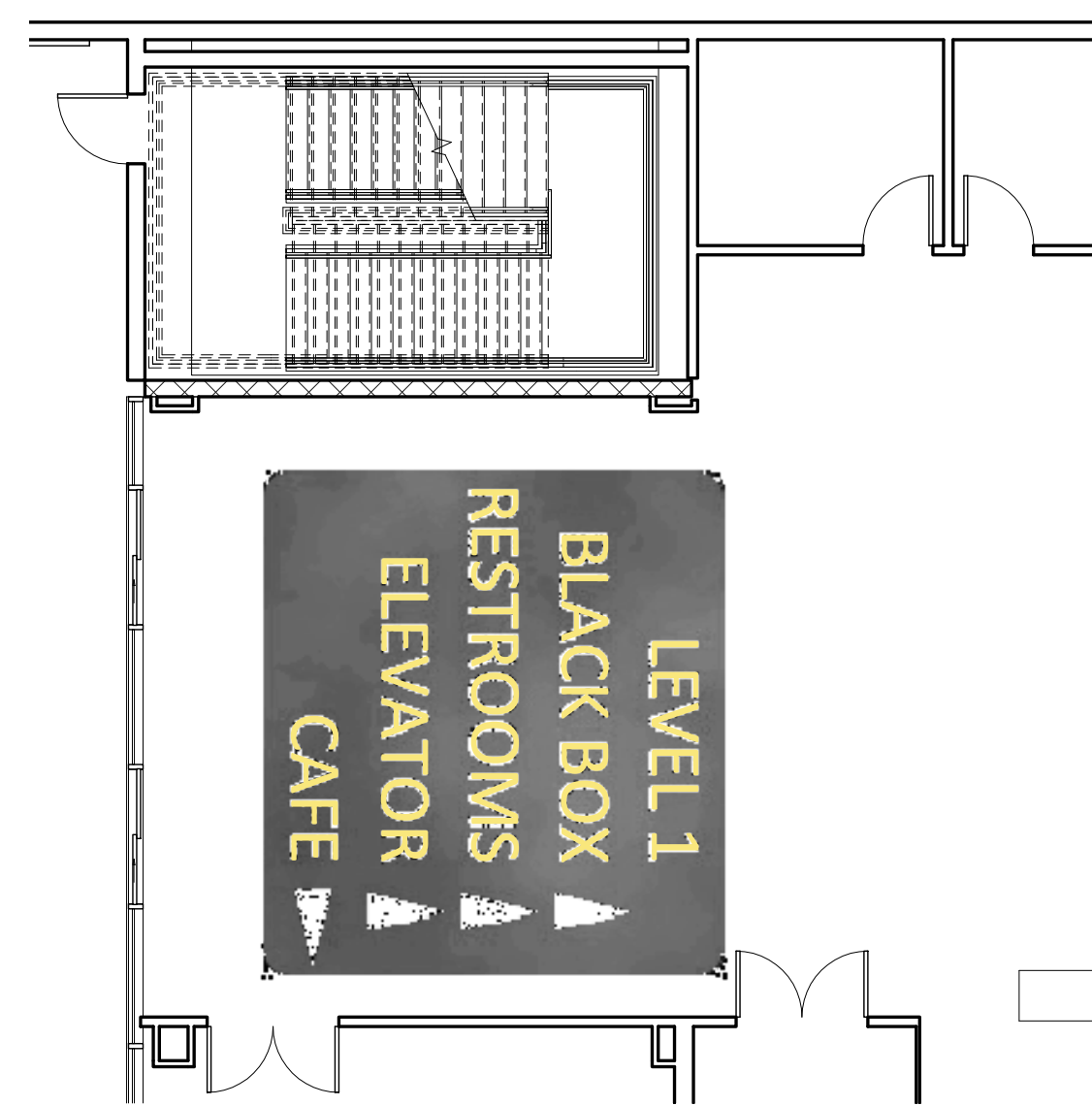
GSAPP **ELEVATED STATES**

ISSUANCE		
NO.	DESCRIPTION	DATE
1	SCHEMATIC DESIGN	09.18.2018
2	DESIGN DEVELOPMENT	10.23.2018
3	CONSTRUCTION DOCUMENTS	11.27.2018

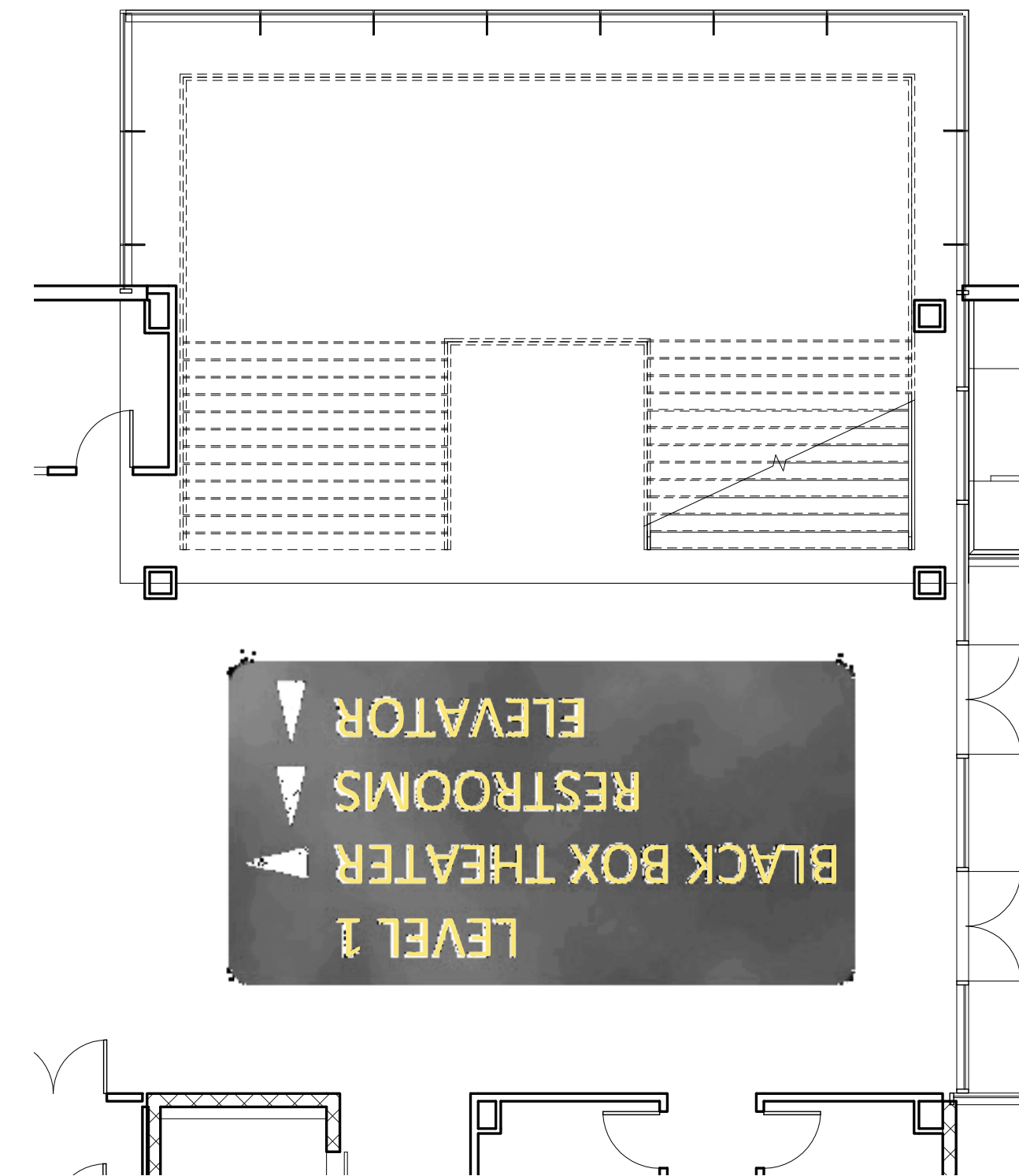


A604
RCP - ROOF

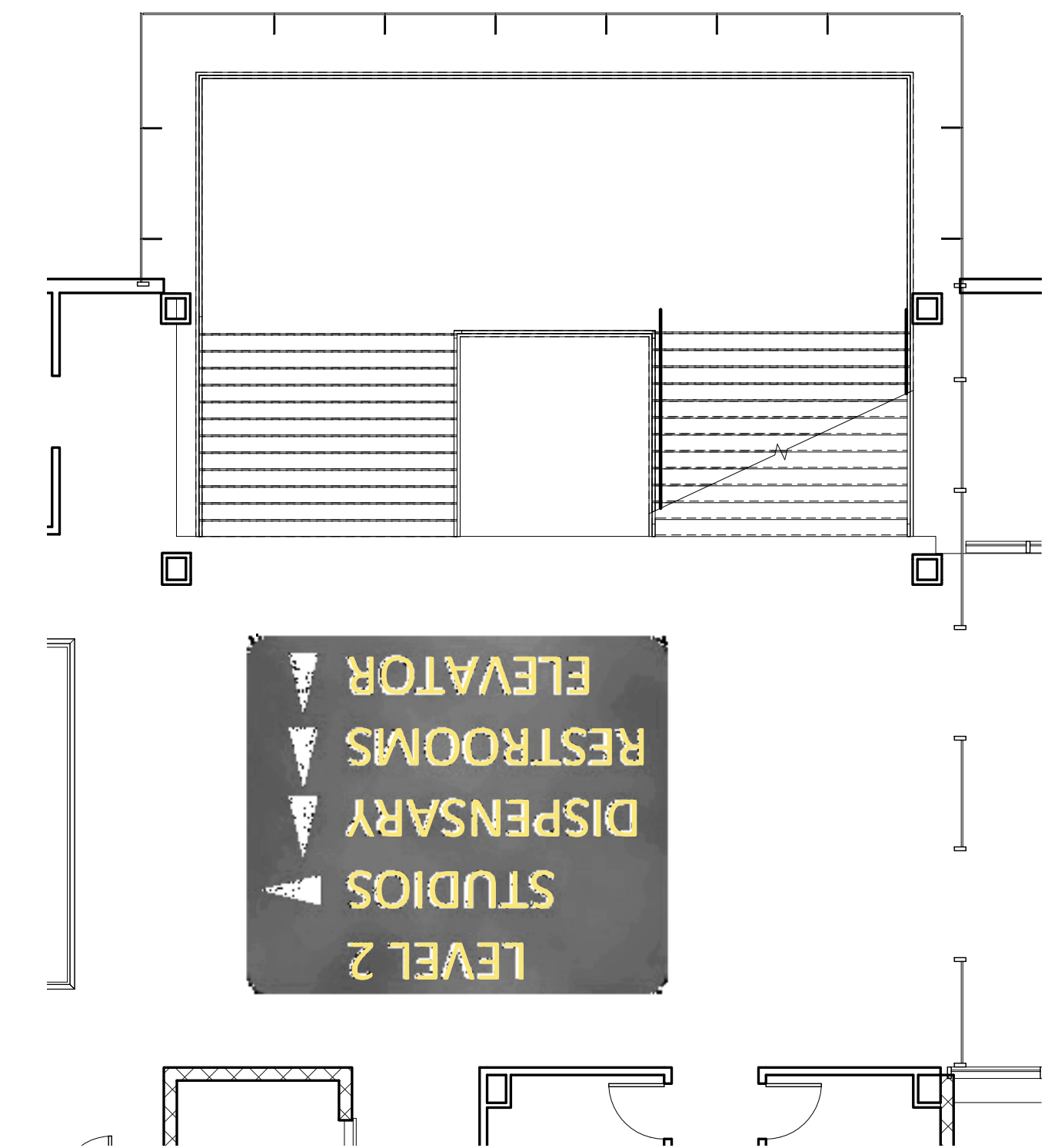
11/26/2018
8:26:35 PM



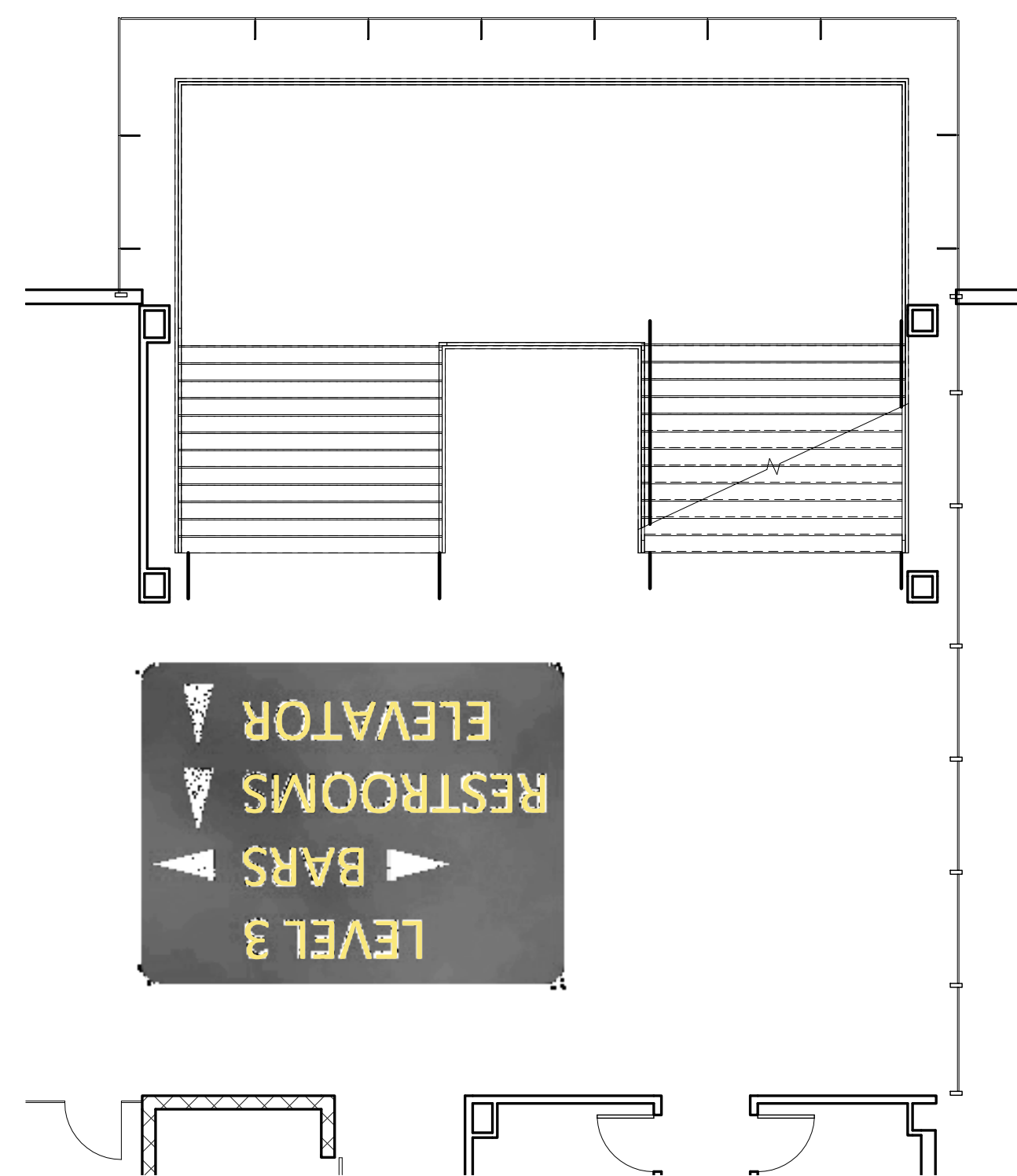
① LEVEL 1 - REAR SIGNAGE
1/8" = 1'-0"



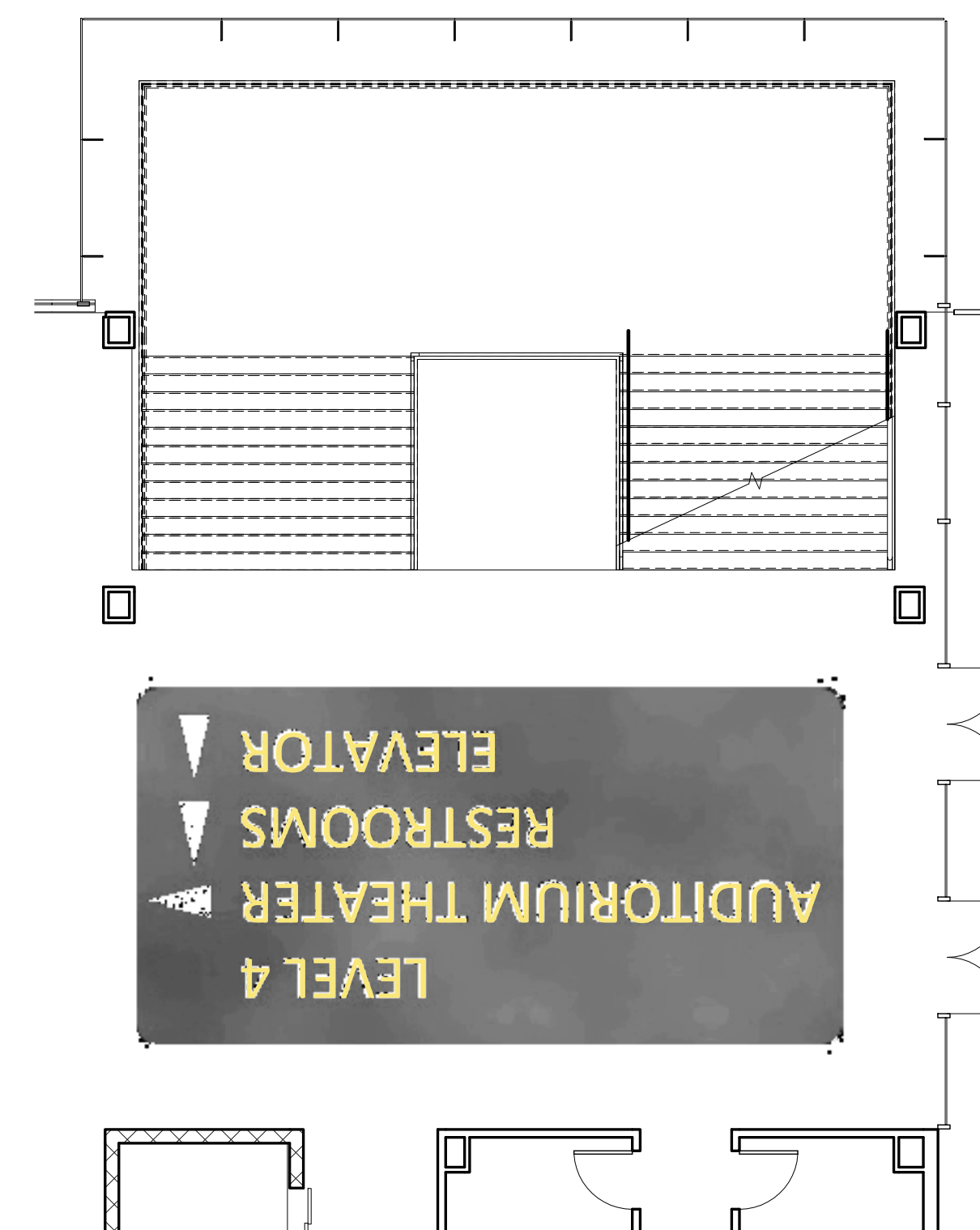
② LEVEL 1 - FRONT SIGNAGE
1/8" = 1'-0"



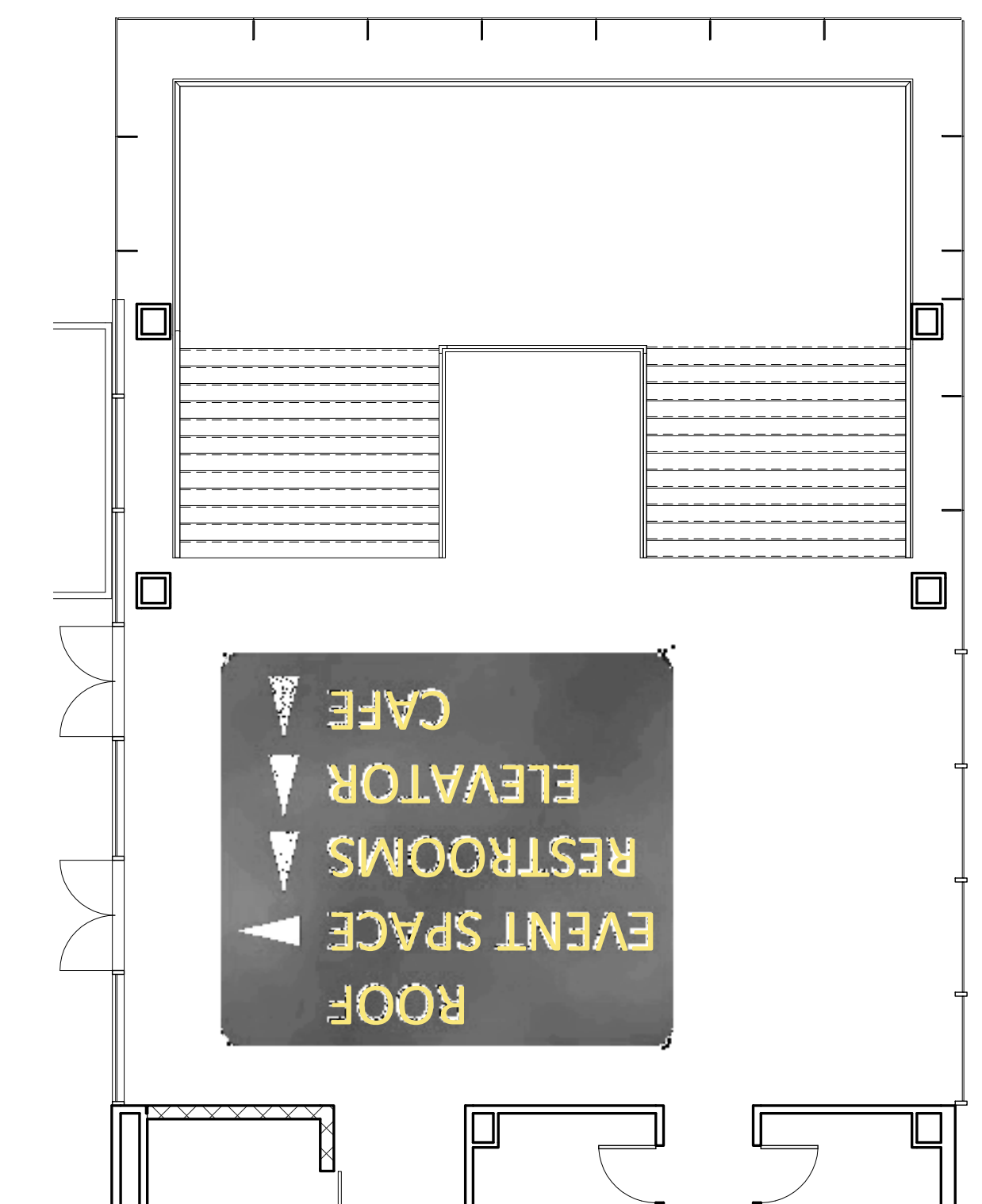
③ LEVEL 2 - SIGNAGE
1/8" = 1'-0"



④ LEVEL 3 - SIGNAGE
1/8" = 1'-0"



⑤ LEVEL 4 - SIGNAGE
1/8" = 1'-0"



⑥ ROOF - SIGNAGE
1/8" = 1'-0"



PINK FLAMINGOS

WILLIAM ANDERSON
REBECCA GREENBERG
JACOB GULINSON
IAN LEE

ARCHITECTURAL CONSULTANT
CLEMENTINA RUGGIERI, SPACE 4 ARCHITECTS
CR@4ARCH.COM

MEP ENGINEER
JONCE WALKER, THORNTON TOMASETTI
JWALKER@THORNTONTOMASETTI.COM

STRUCTURAL ENGINEER
JASON STONE, LERA
JASON.STONE@LERA.COM

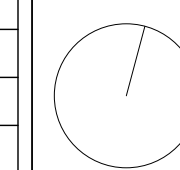
ENCLOSURE CONSULTANT
RYAN DONAGHY, SHOP
DONAGHYR@GMAIL.COM

GSAPP

ELEVATED STATES

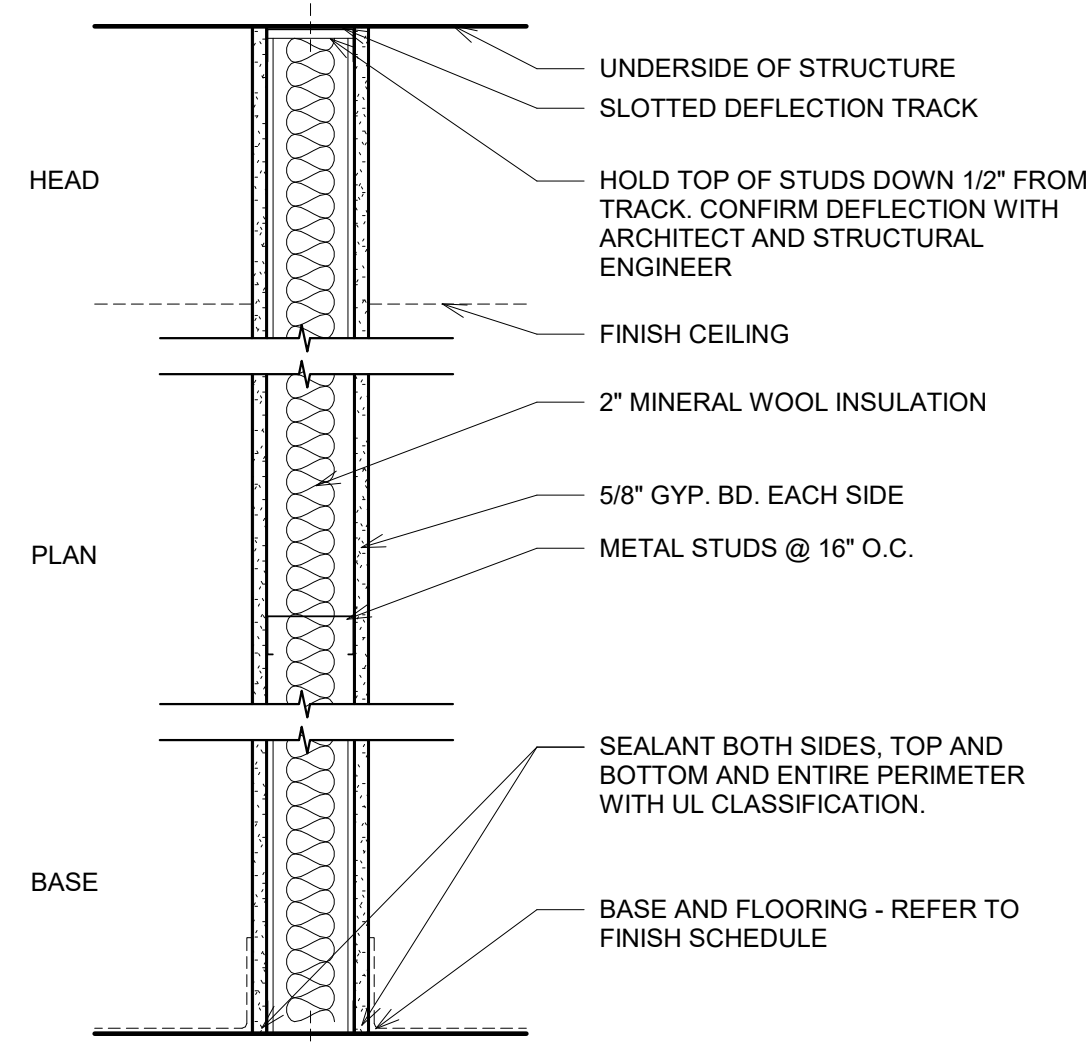
ISSUANCE

NO.	DESCRIPTION	DATE
1	SCHEMATIC DESIGN	09.18.2018
2	DESIGN DEVELOPMENT	10.23.2018
3	CONSTRUCTION DOCUMENTS	11.27.2018

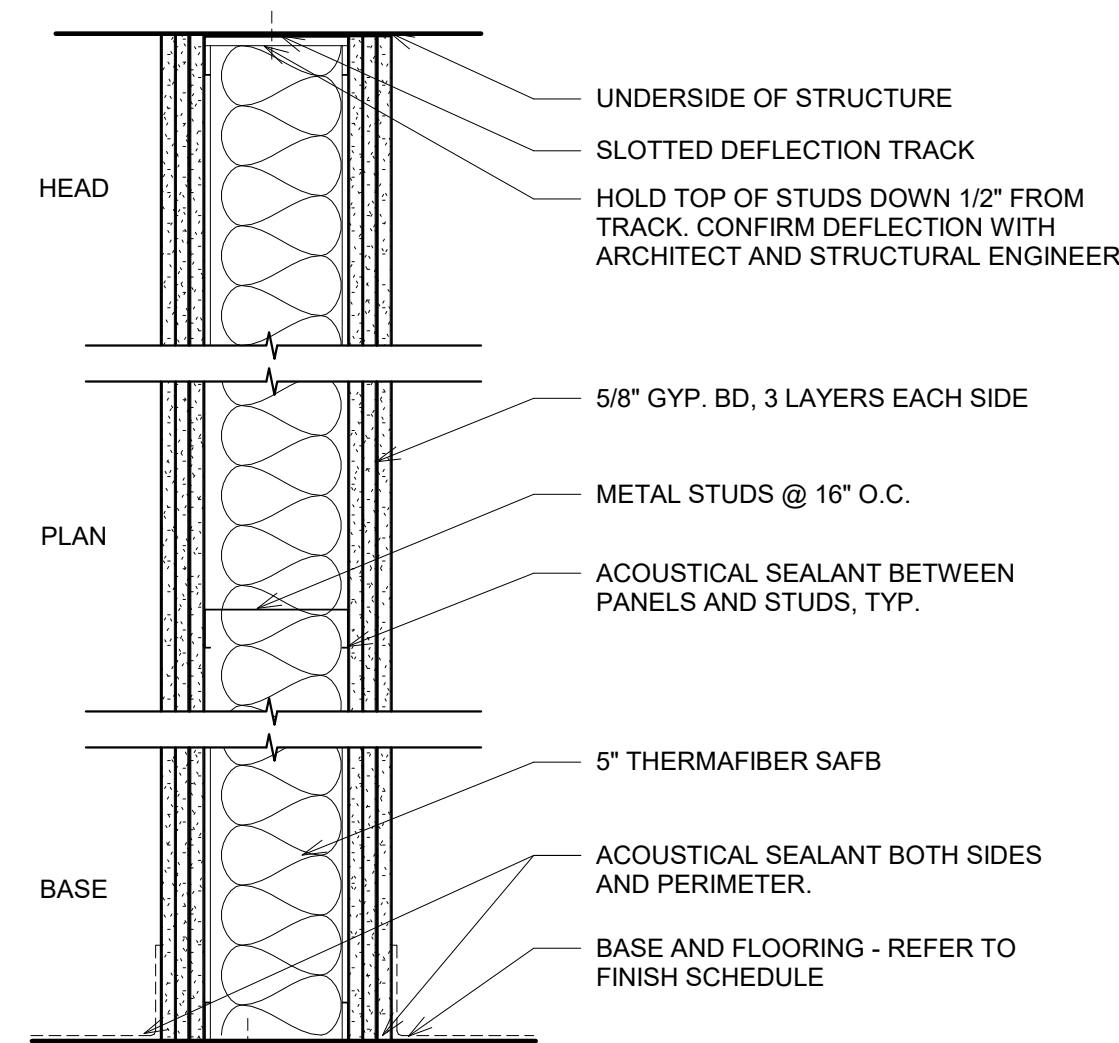


A605
PROJECTED SIGNAGE DIAGRAMS

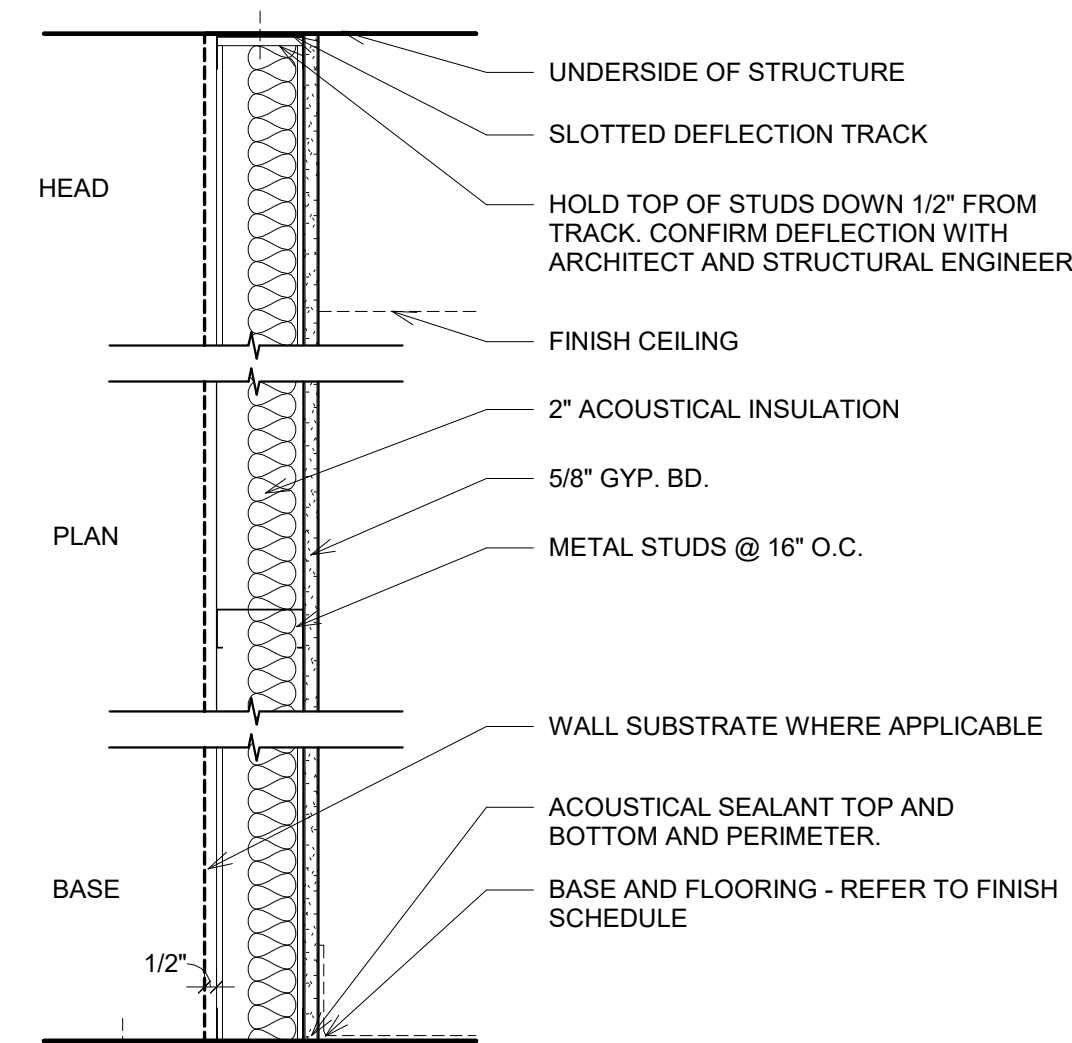
11/26/2018
8:25:00 PM



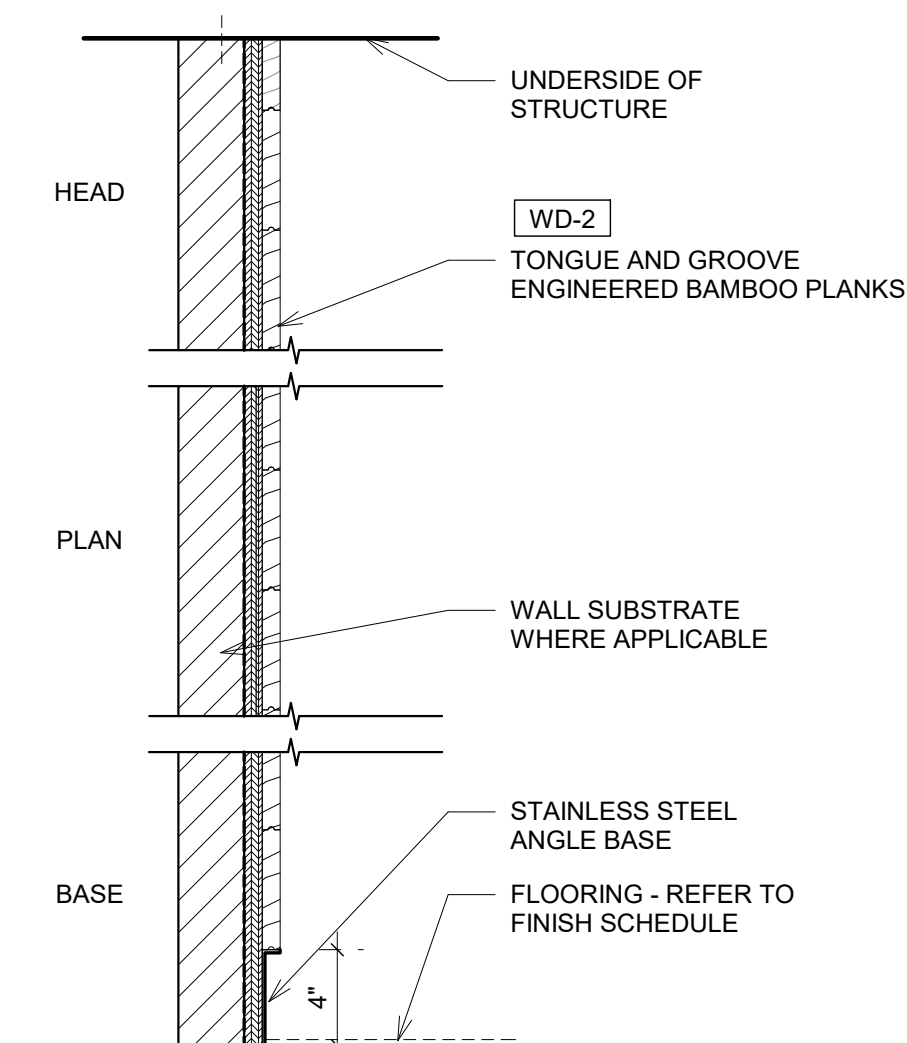
UL DESIGN U419 SCALE: 6"= 1'-0"



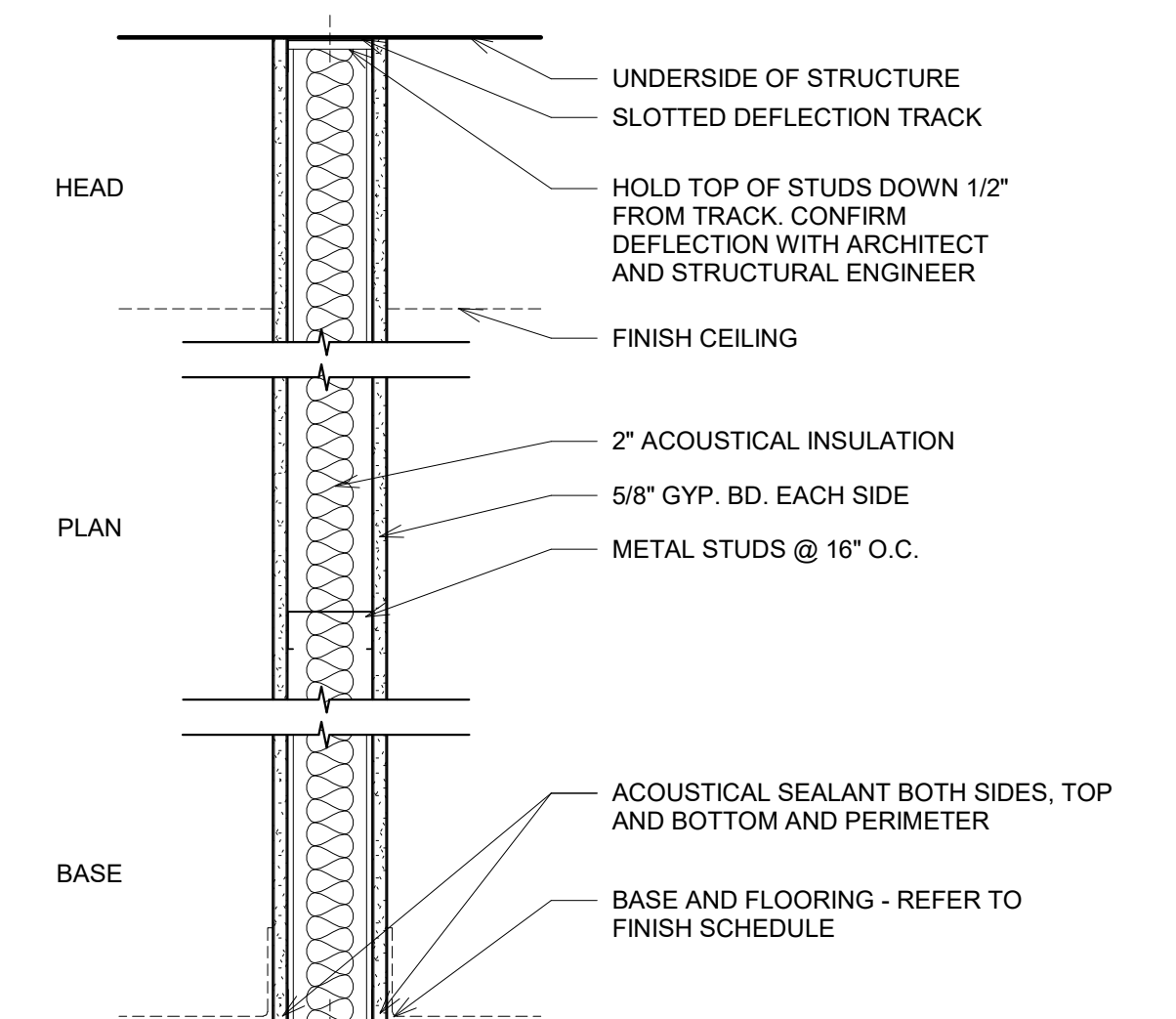
UL DESIGN U455 SCALE: 6"= 1'-0"



SCALE: 6"= 1'-0"



SCALE: 6"= 1'-0"



SCALE: 6"= 1'-0"

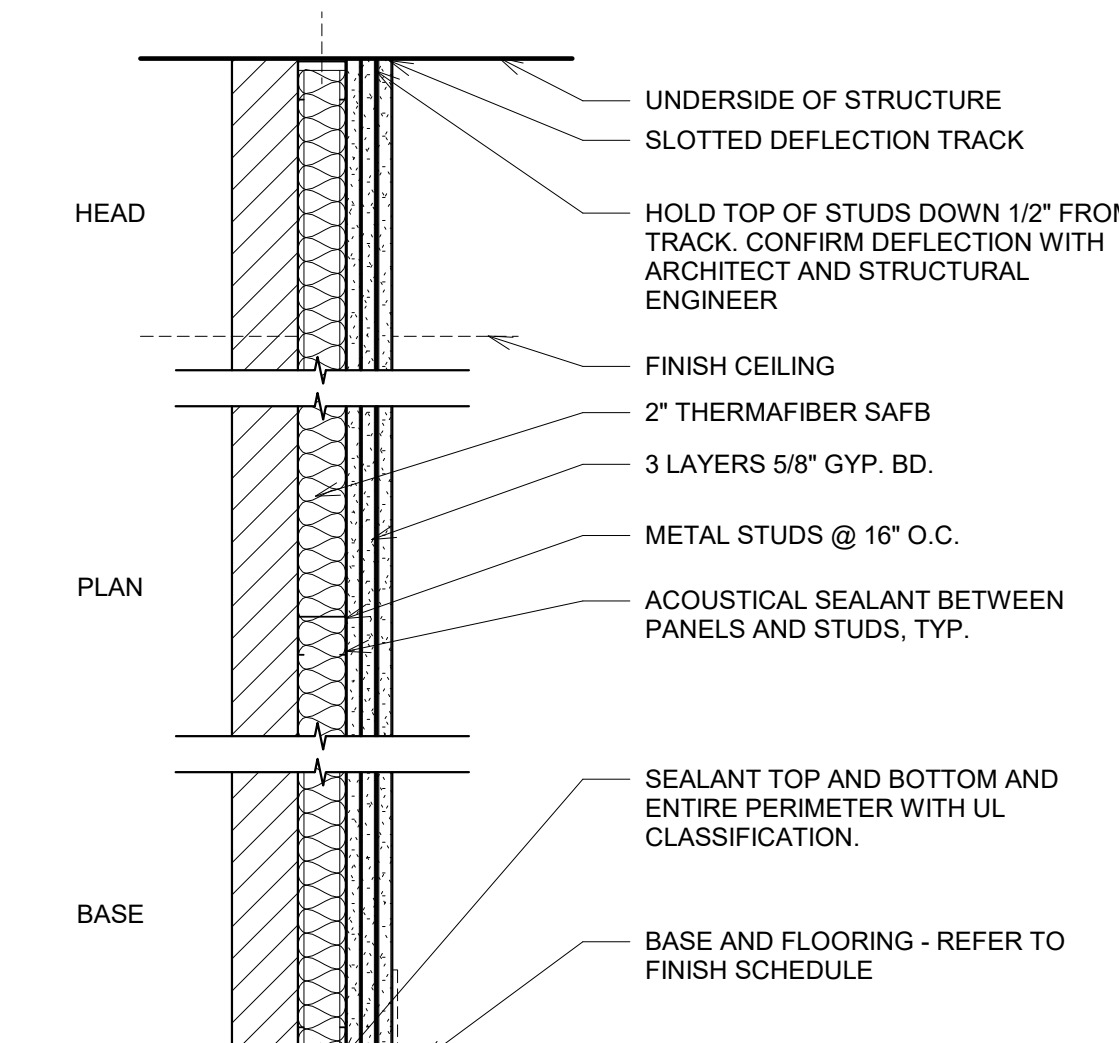
TYPE	DESCRIPTION	STUD SIZE	STC	TOTAL THICKNESS
5	1 HOUR FIRE RATED PARTITION	3 5/8"	49	4-7/8"

TYPE	DESCRIPTION	STUD SIZE	STC	TOTAL THICKNESS
4	3 HOUR RATED, ACOUSTIC PARTITION	6"	65	9-3/4"

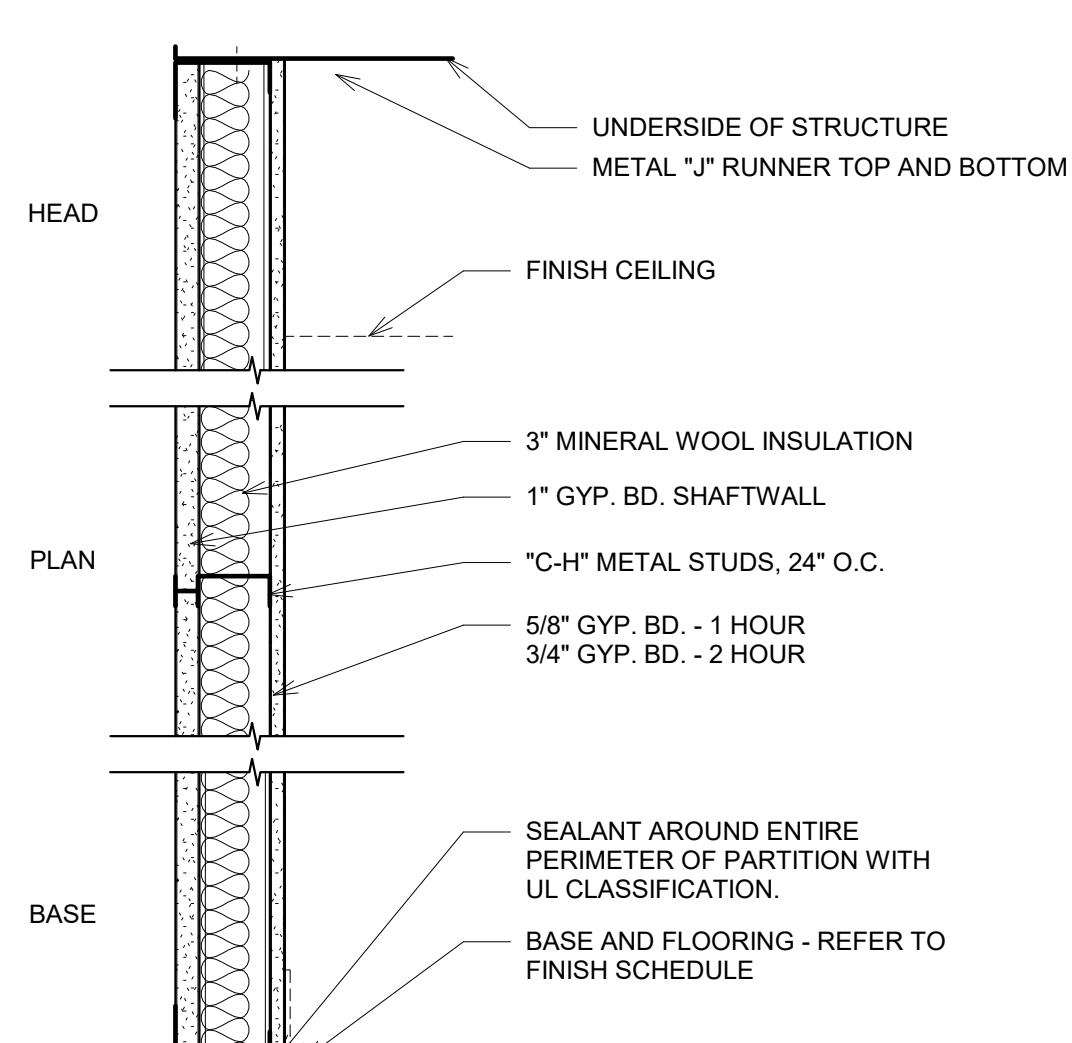
TYPE	DESCRIPTION	STUD SIZE	STC	TOTAL THICKNESS
3	FURRING PARTITION	3 5/8"	-	4-1/4"
3A	FURRING PARTITION - NO ACOUSTICAL INSULATION	2 1/2"	-	3-1/8"

TYPE	DESCRIPTION	STUD SIZE	STC	TOTAL THICKNESS
2	WOOD WALL FURRING	-	-	1-1/2"

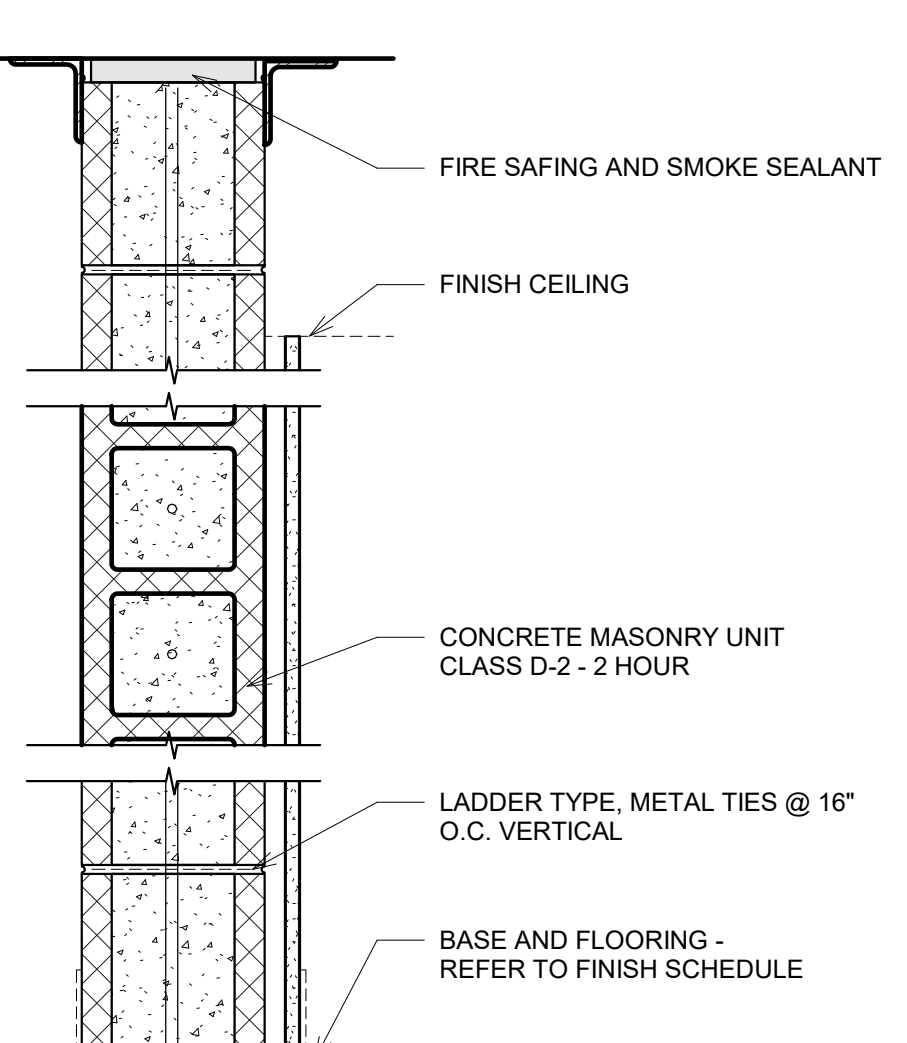
TYPE	DESCRIPTION	STUD SIZE	STC	TOTAL THICKNESS
1	NON-COMBUSTIBLE PARTITION (ALL INTERIOR PARTITIONS UNLESS OTHERWISE NOTED)	4-7/8"	49	3 5/8"



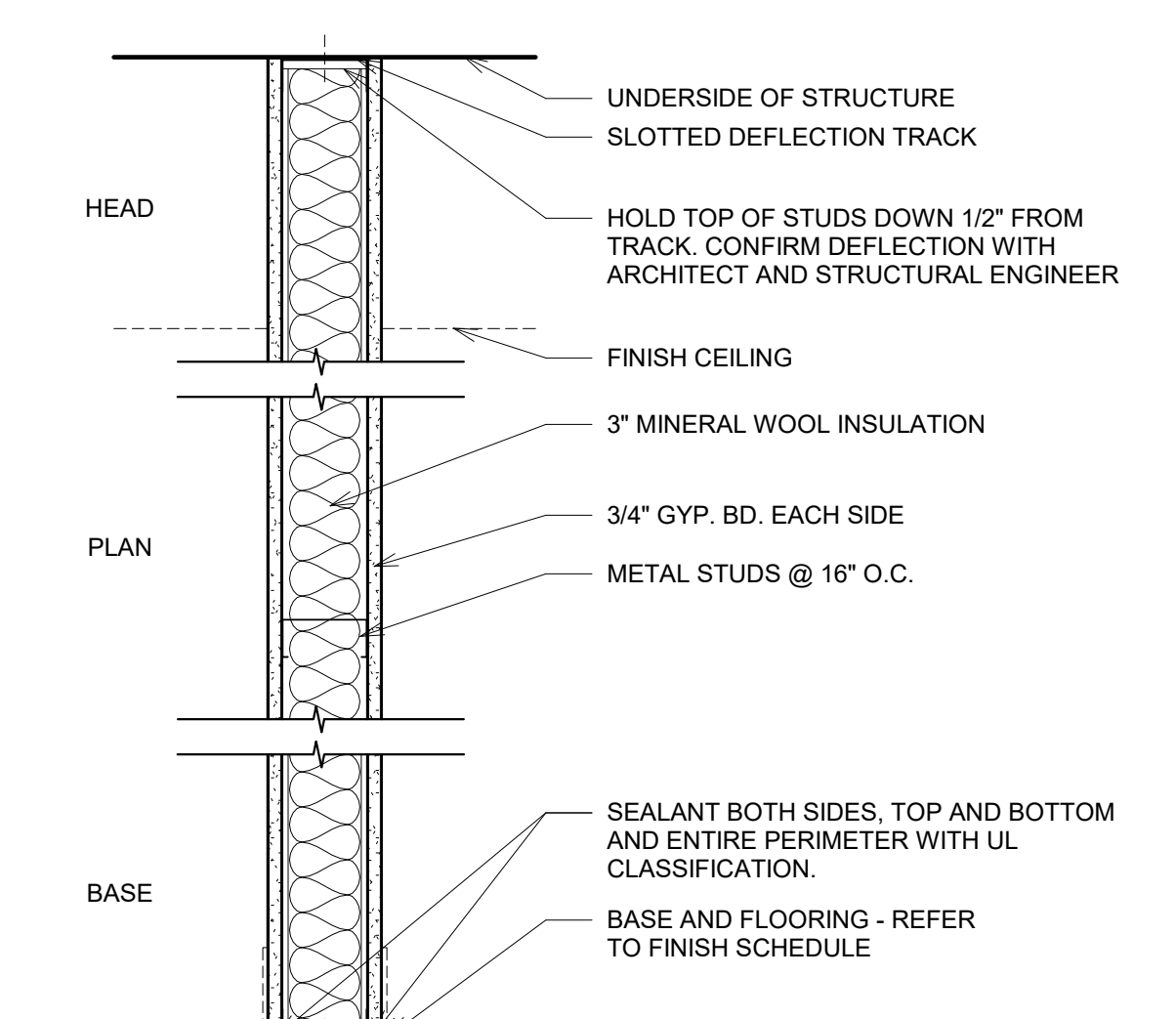
UL DESIGN U419 SCALE: 6"= 1'-0"



UL DESIGN U415 SCALE: 6"= 1'-0"



UL DESIGN U905 - 2 HR SCALE: 6"= 1'-0"




UL DESIGN U419 SCALE: 6"= 1'-0"

TYPE	DESCRIPTION	STUD SIZE	STC	TOTAL THICKNESS
9	ACOUSTIC FURRING PARTITION	2"	-	4"

TYPE	DESCRIPTION	STUD SIZE	STC	TOTAL THICKNESS
8	1 HOUR SHAFT WALL	4"	-	4-5/8"
8A	2 HOUR SHAFT WALL	4"	-	4-3/4"

TYPE	DESCRIPTION	STUD SIZE	STC	TOTAL THICKNESS
7	2 HOUR RATED, NON-LOAD BEARING CMU WALL	-	-	7-5/8"
7A	2 HOUR RATED, NON-LOAD BEARING CMU WALL W/ GYP FURRING AT (1) SIDE	-	-	8-1/2"

TYPE	DESCRIPTION	STUD SIZE	STC	TOTAL THICKNESS
6	2 HOUR FIRE RATED PARTITION	3 5/8"	49	5-1/8"



PINK FLAMINGOS

WILLIAM ANDERSON
REBECCA GREENBERG
JACOB GULINSON
IAN LEE

ARCHITECTURAL CONSULTANT
CLEMENTINA RUGGIERI, SPACE 4 ARCHITECTS
CR@4ARCH.COM

MEP ENGINEER
JONCE WALKER, THORNTON TOMASETTI
JWALKER@THORNTONTOMASETTI.COM

STRUCTURAL ENGINEER
JASON STONE, LERA
JASON.STONE@LERA.COM

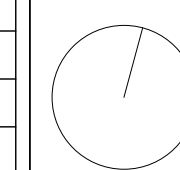
ENCLOSURE CONSULTANT
RYAN DONAGHY, SHOP
DONAGHYR@GMAIL.COM

GSAPP

ELEVATED STATES

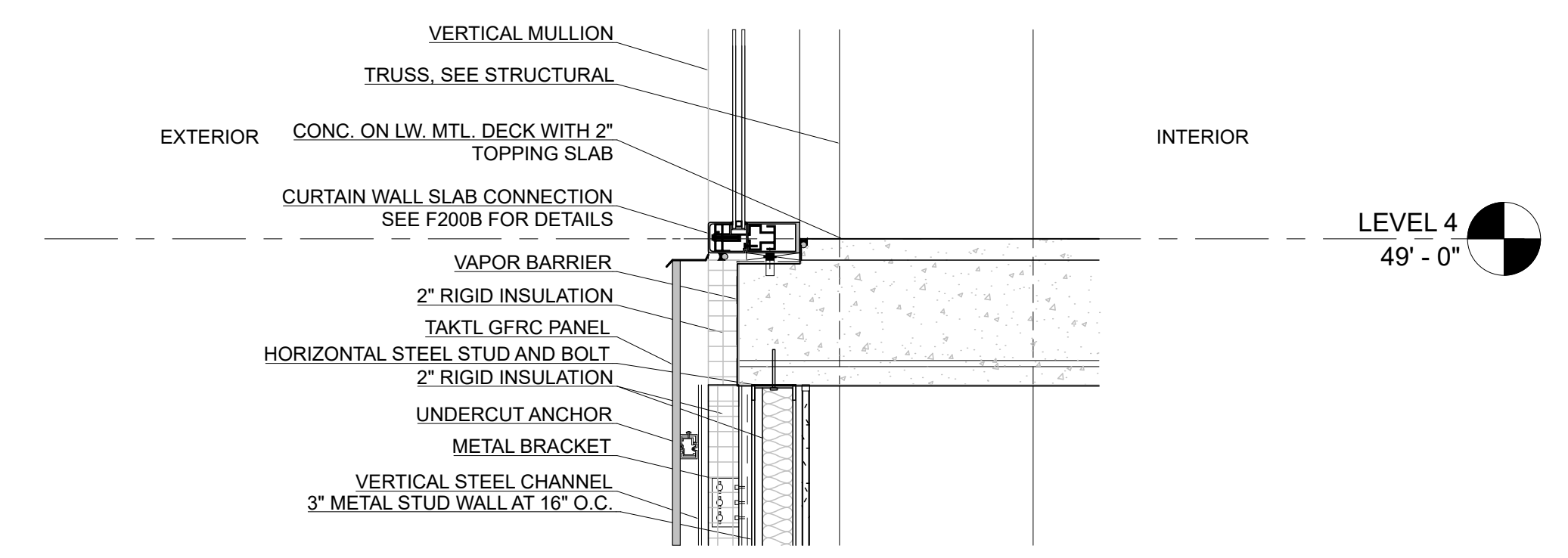
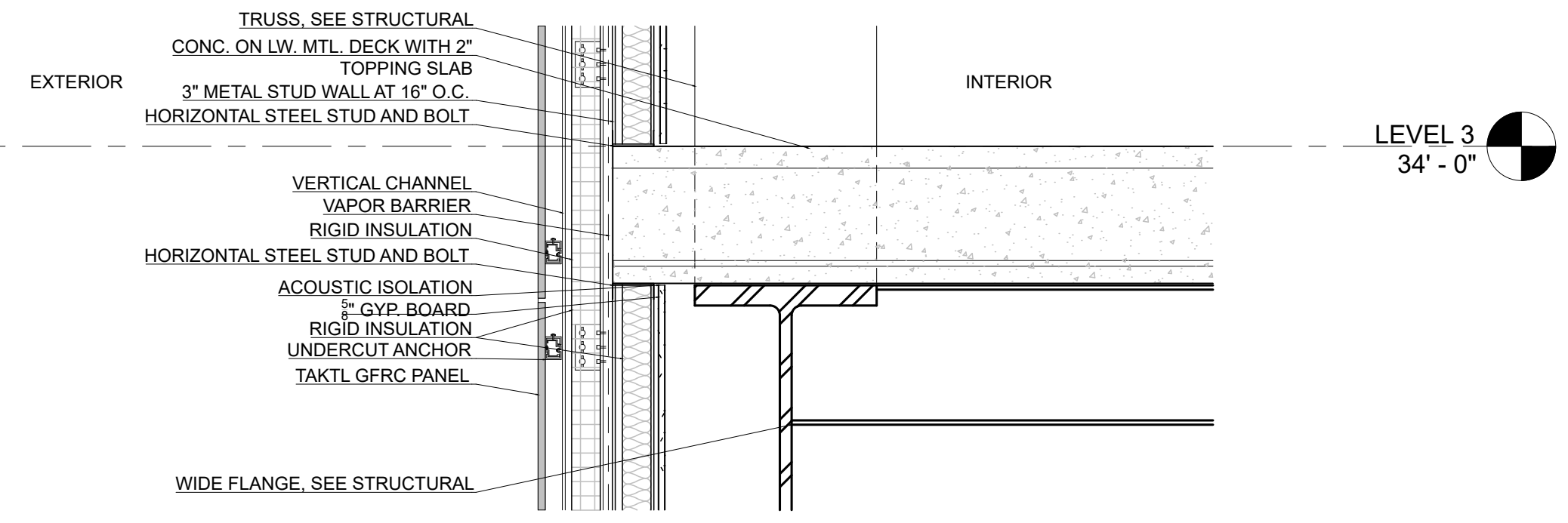
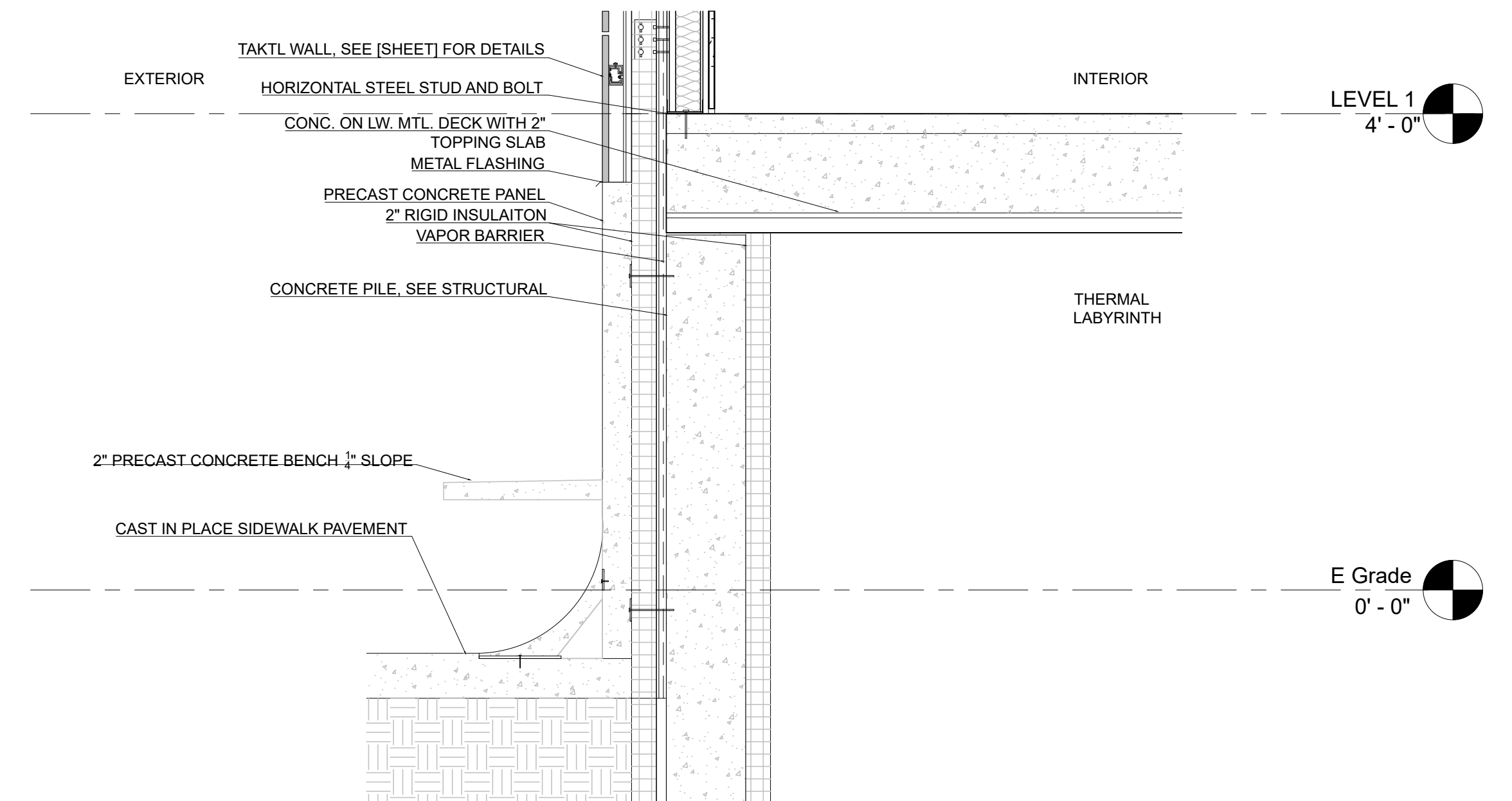
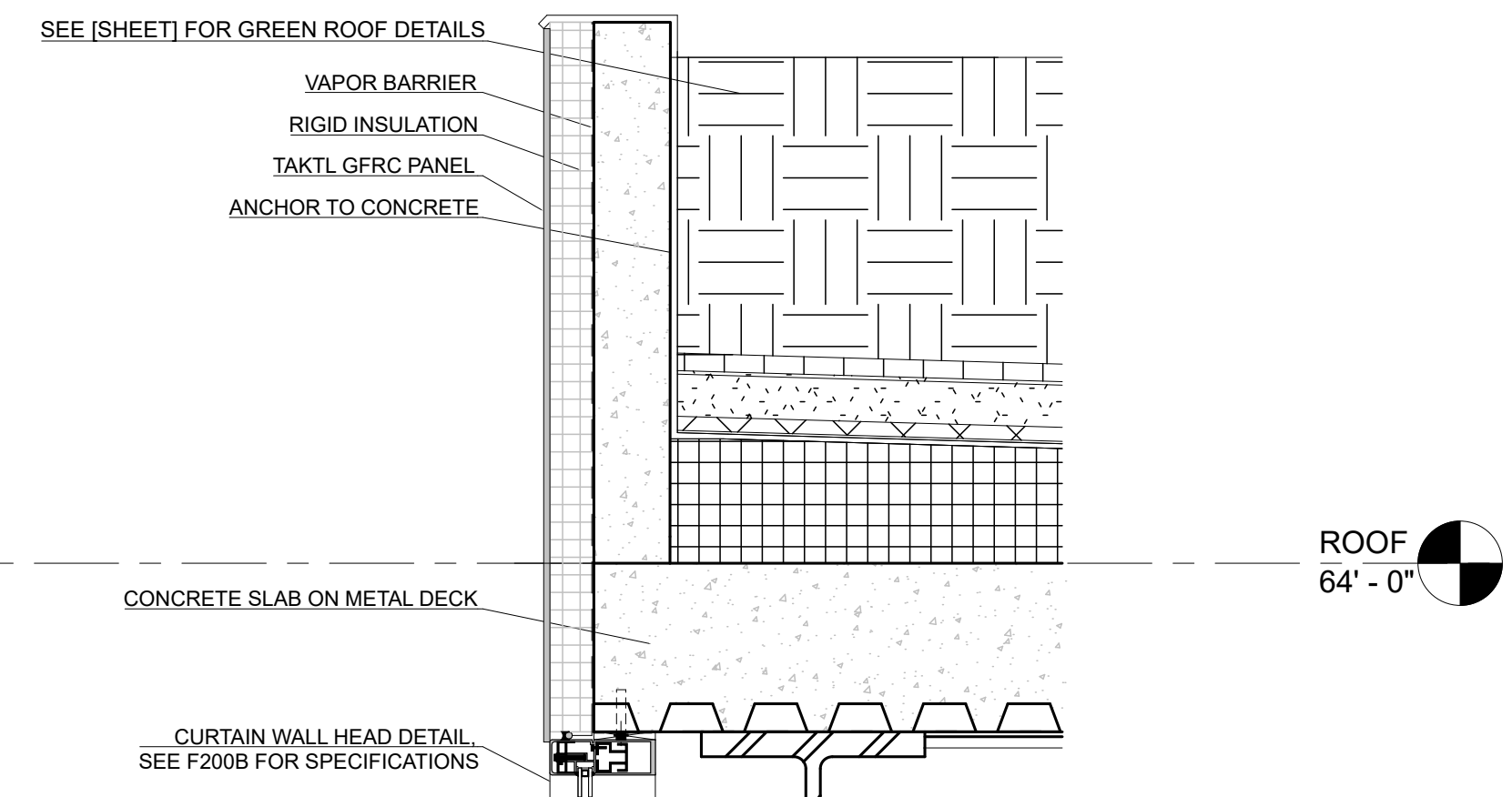
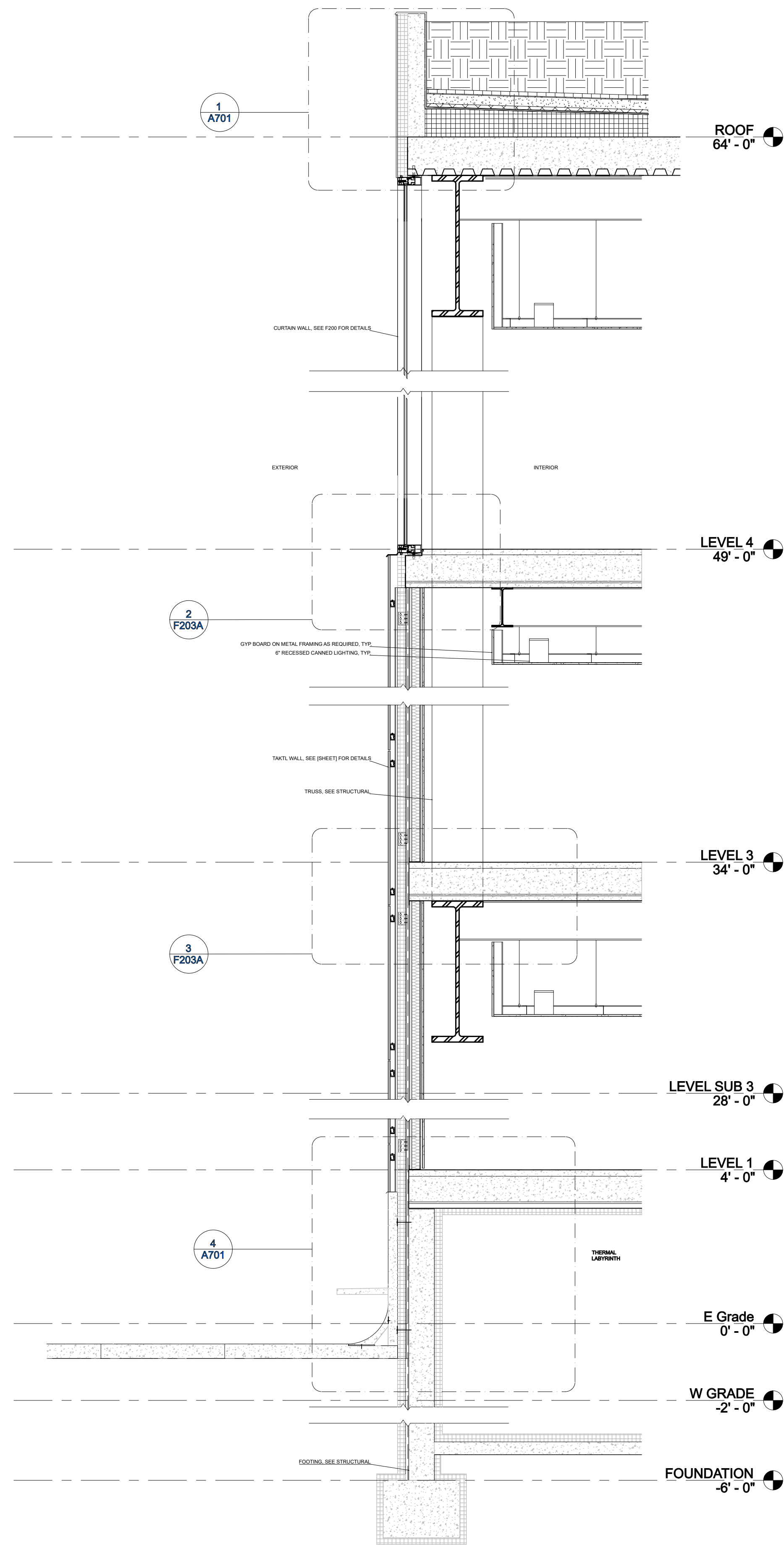
ISSUANCE

NO.	DESCRIPTION	DATE
1	SCHEMATIC DESIGN	09.18.2018
2	DESIGN DEVELOPMENT	10.23.2018
3	CONSTRUCTION DOCUMENTS	11.27.2018



**A700
WALL SECTIONS**

11/23/2018
6:45:58 PM



PINK FLAMINGOS
WILLIAM ANDERSON
REBECCA GREENBERG
JACOB GULINSON
IAN LEE

ARCHITECTURAL CONSULTANT
CLEMENTINA RUGGIERI, SPACE 4 ARCHITECTS
CR@4ARCH.COM

MEP ENGINEER
JONCE WALKER, THORNTON TOMASETTI
JWALKER@THORNTONTOMASETTI.COM

STRUCTURAL ENGINEER
JASON STONE, LERA
JASON.STONE@LERA.COM

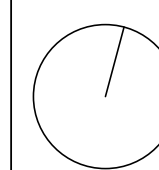
ENCLOSURE CONSULTANT
RYAN DONAGHY, SHOP
DONAGHYR@GMAIL.COM

GSAPP

ELEVATED STATES

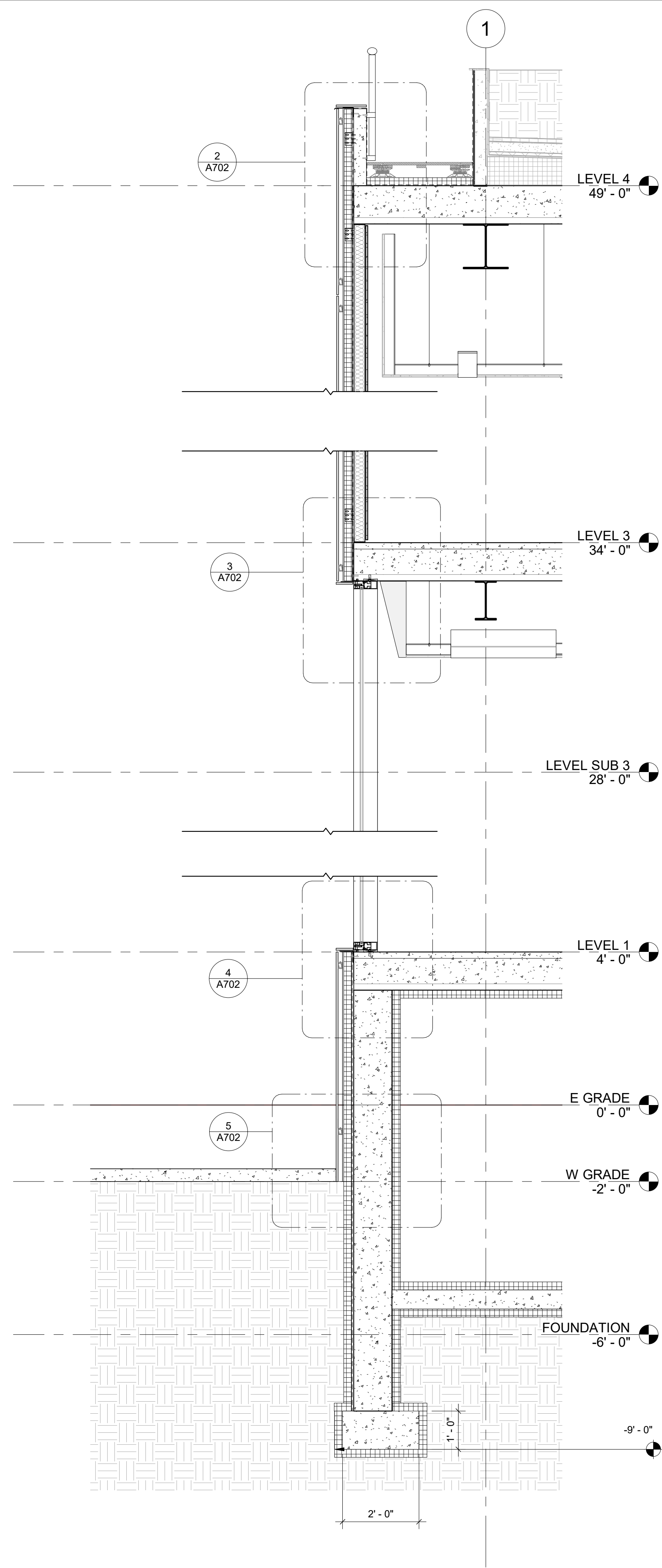
ISSUANCE

NO.	DESCRIPTION	DATE
1	SCHEMATIC DESIGN	09.18.2018
2	DESIGN DEVELOPMENT	10.23.2018
3	CONSTRUCTION DOCUMENTS	11.27.2018

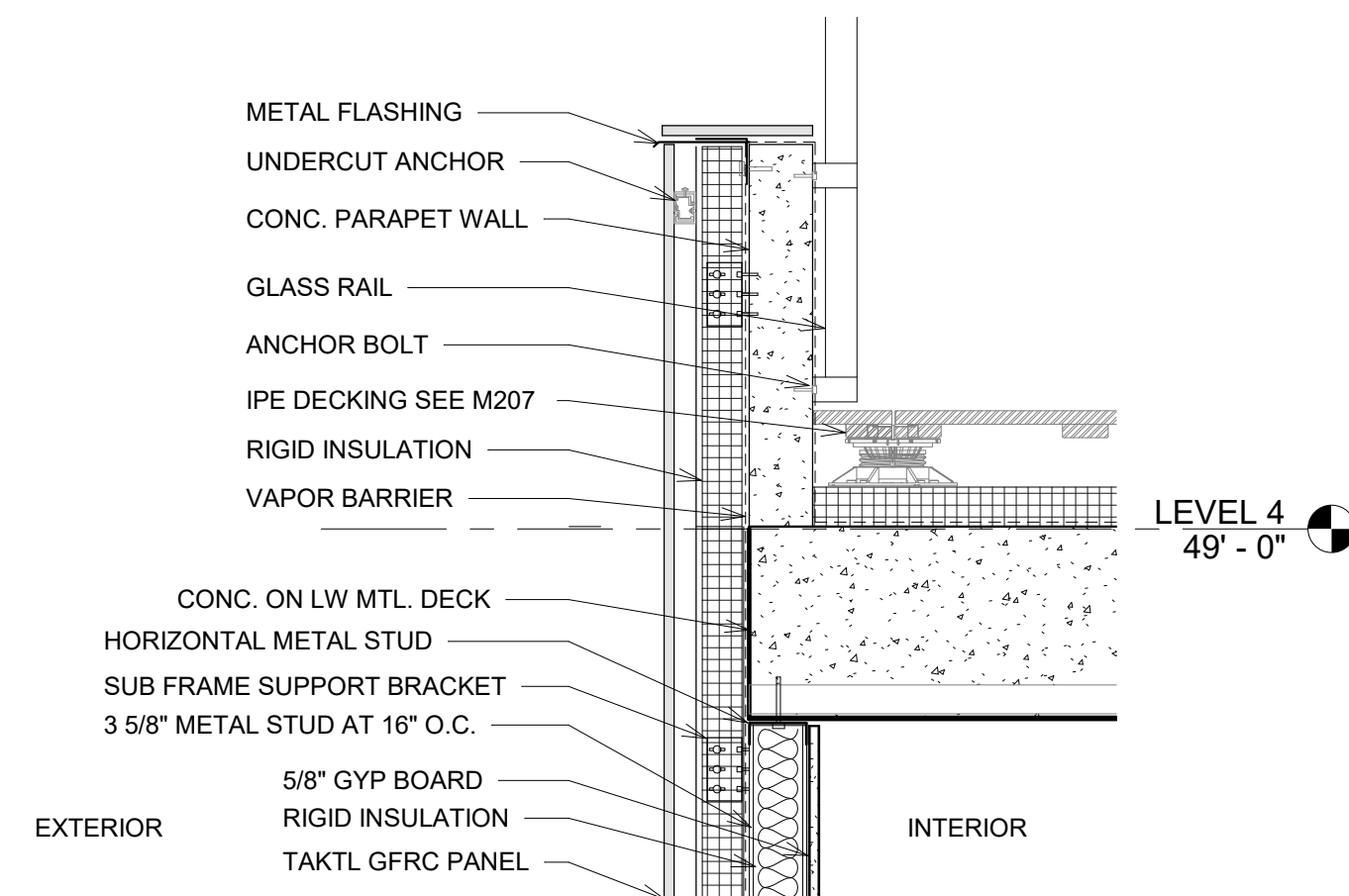


A701
OPAQUE WALL SECTION

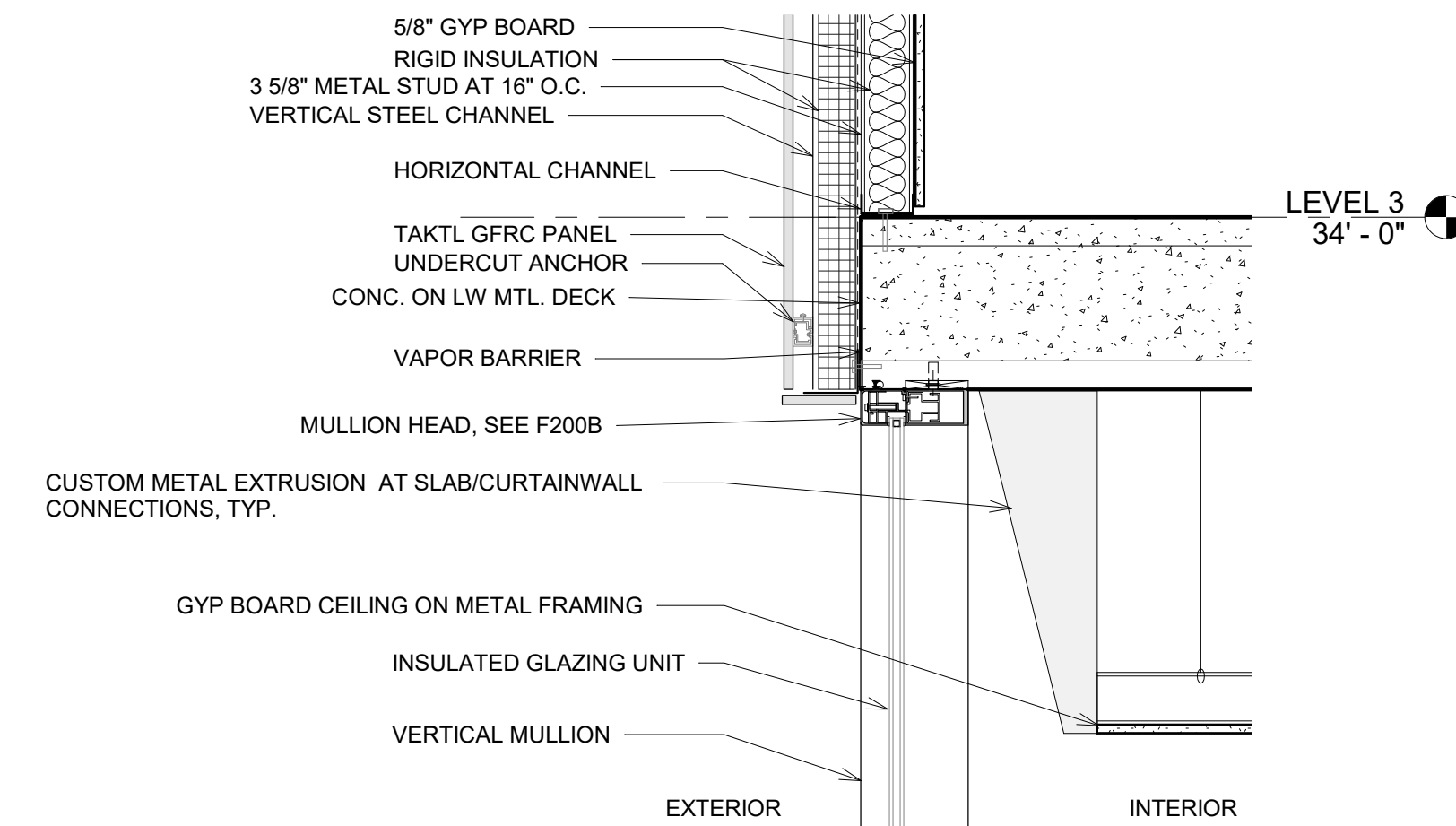
11/20/2018
9:15:39 PM



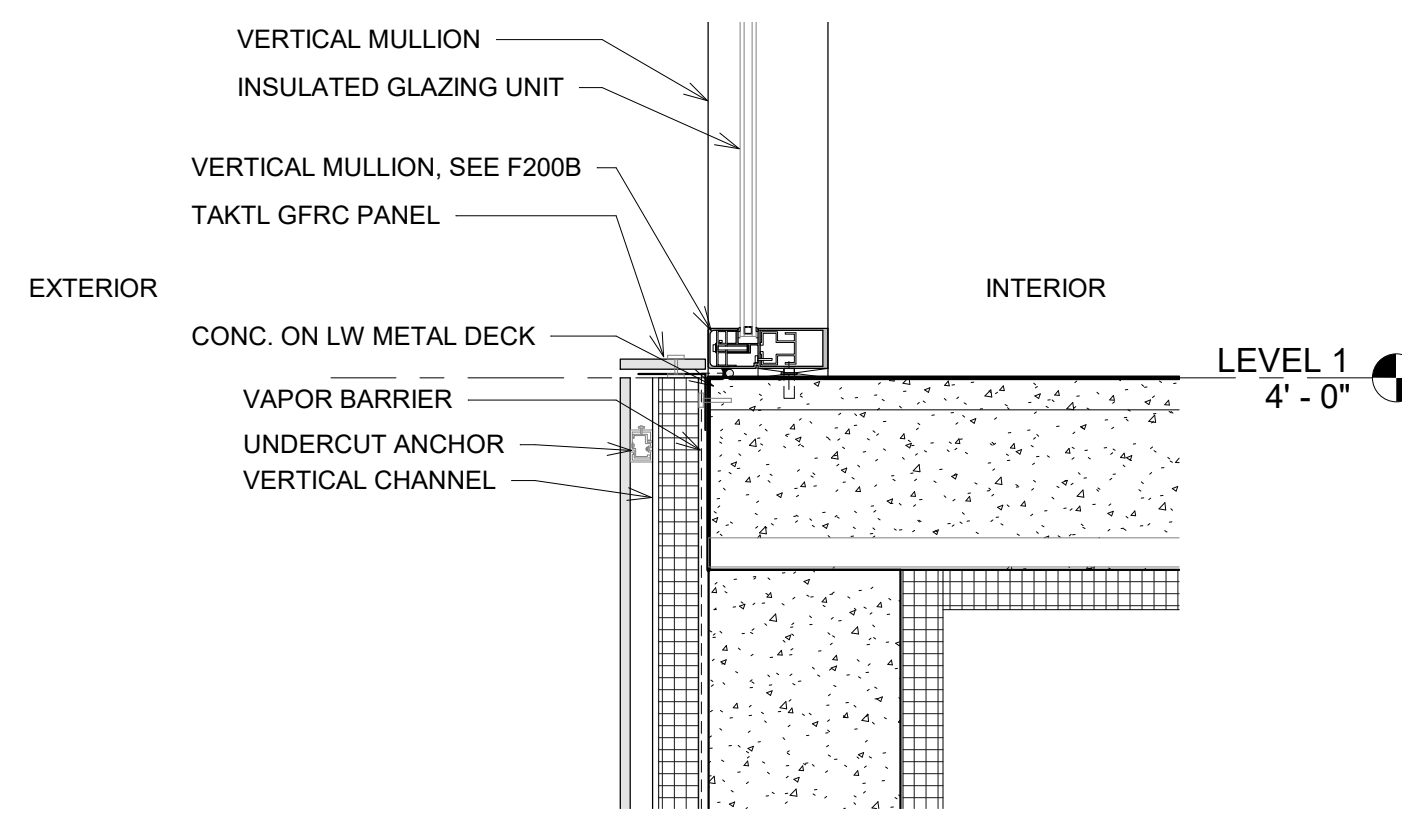
1 BUILDING CURTAIN WALL SECTION
1/2" = 1'-0"



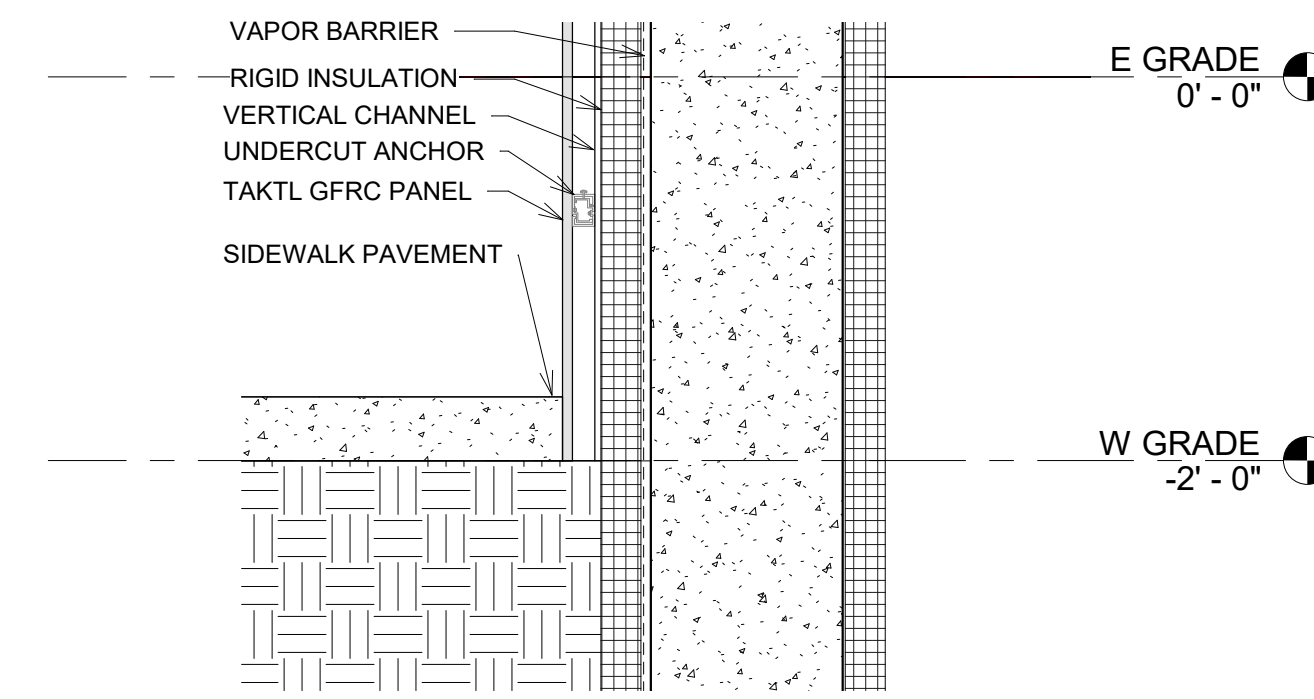
2 CURTAIN WALL PARAPET DETAIL
1" = 1'-0"



3 CURTAIN WALL LEVEL 3 DETAIL
1" = 1'-0"



4 CURTAIN WALL LEVEL 1 DETAIL
1" = 1'-0"



5 CURTAIN WALL GRADE DETAIL
1" = 1'-0"



PINK FLAMINGOS
ARCHITECTURAL CONSULTANT
WILLIAM ANDERSON
REBECCA GREENBERG
JACOB GULINSON
IAN LEE

ARCHITECTURAL CONSULTANT
CLEMENTINA RUGGIERI, SPACE 4 ARCHITECTS
CR@4ARCH.COM
MEP ENGINEER
JONCE WALKER, THORNTON TOMASETTI
JWALKER@THORNTONTOMASETTI.COM

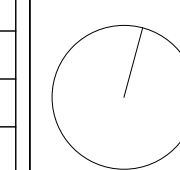
STRUCTURAL ENGINEER
JASON STONE, LERA
JASON.STONE@LERA.COM
ENCLOSURE CONSULTANT
RYAN DONAGHY, SHOP
DONAGHYR@GMAIL.COM

GSAPP

ELEVATED
STATES

ISSUANCE

NO.	DESCRIPTION	DATE
1	SCHEMATIC DESIGN	09.18.2018
2	DESIGN DEVELOPMENT	10.23.2018
3	CONSTRUCTION DOCUMENTS	11.27.2018



A702
CURTAIN WALL SECTION

INTERIOR FINISHES SCHEDULE

IMAGE	MARK	DESCRIPTION	MANUFACTURER	STYLE	COLOR	LOCATION	REMARKS
	PT-1	PAINT	BENJAMIN MOORE	EGGSHELL FINISH	SHOW WHITE 2122-70	ALL WALL LOCATIONS UNLESS OTHERWISE NOTED	-
	PT-2	PAINT	BENJAMIN MOORE	EGGSHELL FINISH	JET BLACK 2120-10	BLACK BOX THEATER	-
	PT-3	PAINT	BENJAMIN MOORE	EGGSHELL FINISH	SILVER HALF DOLLAR 2121-40	ACCENT WALL LOCATIONS	-
	SC-1	STAINED CONCRETE FLOOR	CONSOLIDECK	COLORHARD	CONCRETE GRAY	ALL FLOORING LOCATIONS UNLESS OTHERWISE NOTED	-
	WD-2	ENGINEERED BAMBOO FLOORING	CALI BAMBOO	TONGUE & GROOVE, 6" PLANKS	CATALINA	USED AT SPECIFIC FLOOR AND WALL LOCATIONS	-
	WD-3	ENGINEERED BAMBOO FINISH	CALI BAMBOO	FINISHED WOOD ON PLYWOOD SUBSTRATE	CATALINA	AT MILLWORK AND FRONT-OF-HOUSE WOOD DOOR LOCATIONS	-
	DF-1	HARDWOOD DANCE FLOOR	STAGE STEP	BAMBOO WOOD ON SPRING SUBSTRATE	CLEAR STAIN TO EXPOSE NATURAL COLOR	AT STUDIO LOCATIONS	-
	DF-2	VINYL DANCE FLOOR	STAGE STEP	VINYL ON PLYWOOD AND SPRING SUBSTRATE	BLACK	AT AUDITORIUM STAGE AND BLACK BOX FLOOR	-
	WB-1	WOOD WALL BASE	PLYWOOD	4" HIGH	PAINT PT-1	SEE ELEVATIONS	-
	WB-2	STAINLESS STEEL WALL BASE	SAS	4" HIGH	CLEAR ANODIZED FINISH	SEE ELEVATIONS	COVE EDGE
	WB-3	RUBBER WALL BASE	JOHNSONITE	4" HIGH	COLOR MATCH TO PT-1	BACK-OF-HOUSE LOCATIONS	COVE EDGE
	QZ-1	QUARTZ SOLID SURFACE	CORIAN	POLISHED	CALACATTA NATURA	COUNTERTOPS AND SHELVES AT FRONT-OF-HOUSE AND WET SURFACE LOCATIONS	-
	WT-1	WALL TILE	DALTILE	4X4" SEMI-GLOSS	ICE GRAY	AT CAFE PREP BACKSPLASH LOCATIONS	LIGHT GRAY GROUT, TYP.
	WT-2	WALL TILE	DALTILE	6X16" SEMI-GLOSS W/ BEVELED EDGE	SAIL	AT TOILET ROOM SINK WALL LOCATIONS	LIGHT GRAY GROUT, TYP.
	GL-4	RAILING GLASS	OLD CASTLE BUILDING ENVELOPE	24X32" PANELS	FULLY TEMPERED AND LAMINATED, 1/4" CLEAR	INTERIOR AND EXTERIOR RAILING LOCATIONS	GLASS PANELS WITHIN ALUMINUM FRAMED RAILING

EXTERIOR FINISHES AND GLAZING SCHEDULE

IMAGE	MARK	DESCRIPTION	MANUFACTURER	STYLE	COLOR	LOCATION	REMARKS
	CP-1	CONCRETE PAVER	BELGARD	SMOOTH FINISH	GRAY	ROOF FLOORING MATERIAL	1/8" SPACING BETWEEN PAVERS FOR DRAINAGE, SITS ABOVE GRAVEL FOR DRAINAGE
	WD-1	IPE WOOD DECKING	ADVANTAGE LUMBER	TONGUE & GROOVE, 6" PLANKS	NATURAL COLOR	3RD AND 4TH FLOOR DECK MATERIAL	1/8" SPACING BETWEEN PAVERS FOR DRAINAGE, SITS ABOVE GRAVEL FOR DRAINAGE, EXTERIOR GRADE SEALANT
	WD-4	BAMBOO EXTERIOR CEILING	CALI BAMBOO	TONGUE & GROOVE, 6" PLANKS	CATALINA	OUTDOOR CEILING AT WEST DECK CANTILEVER	EXTERIOR GRADE SEALANT, SEE FACADE SYSTEM 5
	GL-1	INSULATED GLASS UNIT	OLD CASTLE BUILDING ENVELOPE	1/4" PANES, FULLY TEMPERED	LOW IRON, CLEAR	TYPICAL IGU AT CURTAINWALL AND FINWALL	1" GAP WITH 90% ARGON, STAINLESS STEEL SPACERS, SURFACE #1: ORNILUX COATING - BIRD PROTECTIVE GLASS, SURFACE #3: SOLARBAN 60 COATING. SEE DETAIL 8/F202A.
	GL-2	STRUCTURAL GLASS FIN	OLD CASTLE BUILDING ENVELOPE	3/4" FULLY TEMPERED, LAMINATED	LOW IRON, CLEAR	TYPICAL AT FINWALL	SEE FACADE SYSTEM 3
	GL-3	INSULATED GLASS UNIT	OLD CASTLE BUILDING ENVELOPE	1/4" PANES, FULLY TEMPERED	LOW IRON, CLEAR	IGU AT FINWALL W. AUDITORIUM FACADE	(2) 1/2" GAPS WITH 90% ARGON CONTENT, STAINLESS STEEL SPACERS, SURFACE #1: ORNILUX COATING - BIRD PROTECTIVE GLASS, SURFACE #2 & #4: SOLARBAN 60 COATING. SEE DETAIL 9/F202A.
	GL-5	INSULATED GLASS UNIT	OLD CASTLE BUILDING ENVELOPE	1/4" PANES, FULLY TEMPERED, TINTED	MIDNIGHT GRAY HIGH PERFORMANCE TINT	BOTTOM PANE ROW OF FINWALL AT W. AUDITORIUM FACADE	1" GAP WITH 90% ARGON, STAINLESS STEEL SPACERS, SURFACE #1: ORNILUX COATING - BIRD PROTECTIVE GLASS, SURFACE #2: SOLARBAN REFLECTIVE COATING, SURFACE #3: SOLARBAN 60 COATING. SEE DETAIL 8/F202A.
	GFRC-1	GLASS FIBER REINFORCED CONCRETE PANEL	TAKTL	5/8" THICK PANEL, 4X4', 4X6', 4X8', AND 4X12' PANELS	SMOOTH FINISH, GREY COLOR	SEE ELEVATIONS FOR PANEL LOCATIONS;	INCLUDE UNDERCUT ANCHORS AND CHANNELS PER FACADE SYSTEM 2
	IVY C	IVY CLIMBERS ON STAINLESS STEEL WIRE MESH	JAKOB GREENWALL	5/8" WIRE MESH	STAINLESS STEEL, CLEAR FINISH	SOUTH BUILDING FACADE	ATTACHED TO GFRC TAKTL PANELS; SEE FACADE SYSTEM 4



PINK FLAMINGOS

WILLIAM ANDERSON
REBECCA GREENBERG
JACOB GULINSON
IAN LEE

ARCHITECTURAL CONSULTANT
CLEMENTINA RUGGIERI, SPACE 4 ARCHITECTS
CR@4ARCH.COM

MEP ENGINEER
JONCE WALKER, THORNTON TOMASETTI
JWALKER@THORNTONTOMASETTI.COM

STRUCTURAL ENGINEER
JASON STONE, LERA
JASON.STONE@LERA.COM

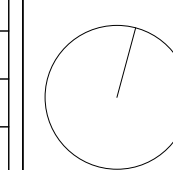
ENCLOSURE CONSULTANT
RYAN DONAGHY, SHOP
DONAGHYR@GMAIL.COM

GSAPP


ELEVATED STATES

ISSUANCE

NO.	DESCRIPTION	DATE
1	SCHEMATIC DESIGN	09.18.2018
2	DESIGN DEVELOPMENT	10.23.2018
3	CONSTRUCTION DOCUMENTS	11.27.2018



A800
INT/ EXT FINISH SCHEDULE



PINK FLAMINGOS

WILLIAM ANDERSON
REBECCA GREENBERG
JACOB GULINSON
IAN LEE

ARCHITECTURAL CONSULTANT
CLEMENTINA RUGGIERI, SPACE 4 ARCHITECTS
CR@4ARCH.COM

MEP ENGINEER
JONCE WALKER, THORNTON TOMASETTI
JWALKER@THORNTONTOMASETTI.COM

STRUCTURAL ENGINEER
JASON STONE, LERA
JASON.STONE@LERA.COM

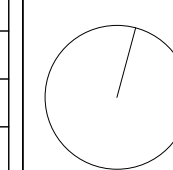
ENCLOSURE CONSULTANT
RYAN DONAGHY, SHOP
DONAGHYR@GMAIL.COM

GSAPP

**ELEVATED
STATES**

ISSUANCE

NO.	DESCRIPTION	DATE
1	SCHEMATIC DESIGN	09.18.2018
2	DESIGN DEVELOPMENT	10.23.2018
3	CONSTRUCTION DOCUMENTS	11.27.2018



**A900
PERSPECTIVES**



PINK FLAMINGOS

WILLIAM ANDERSON
REBECCA GREENBERG
JACOB GULINSON
IAN LEE

ARCHITECTURAL CONSULTANT
CLEMENTINA RUGGIERI, SPACE 4 ARCHITECTS
CR@4ARCH.COM

MEP ENGINEER
JONCE WALKER, THORNTON TOMASETTI
JWALKER@THORNTONTOMASETTI.COM

STRUCTURAL ENGINEER
JASON STONE, LERA
JASON.STONE@LERA.COM

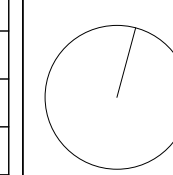
ENCLOSURE CONSULTANT
RYAN DONAGHY, SHOP
DONAGHYR@GMAIL.COM

GSAPP

ELEVATED STATES

ISSUANCE

NO.	DESCRIPTION	DATE
1	SCHEMATIC DESIGN	09.18.2018
2	DESIGN DEVELOPMENT	10.23.2018
3	CONSTRUCTION DOCUMENTS	11.27.2018




A901
PERSPECTIVES



IPE WOOD DECK



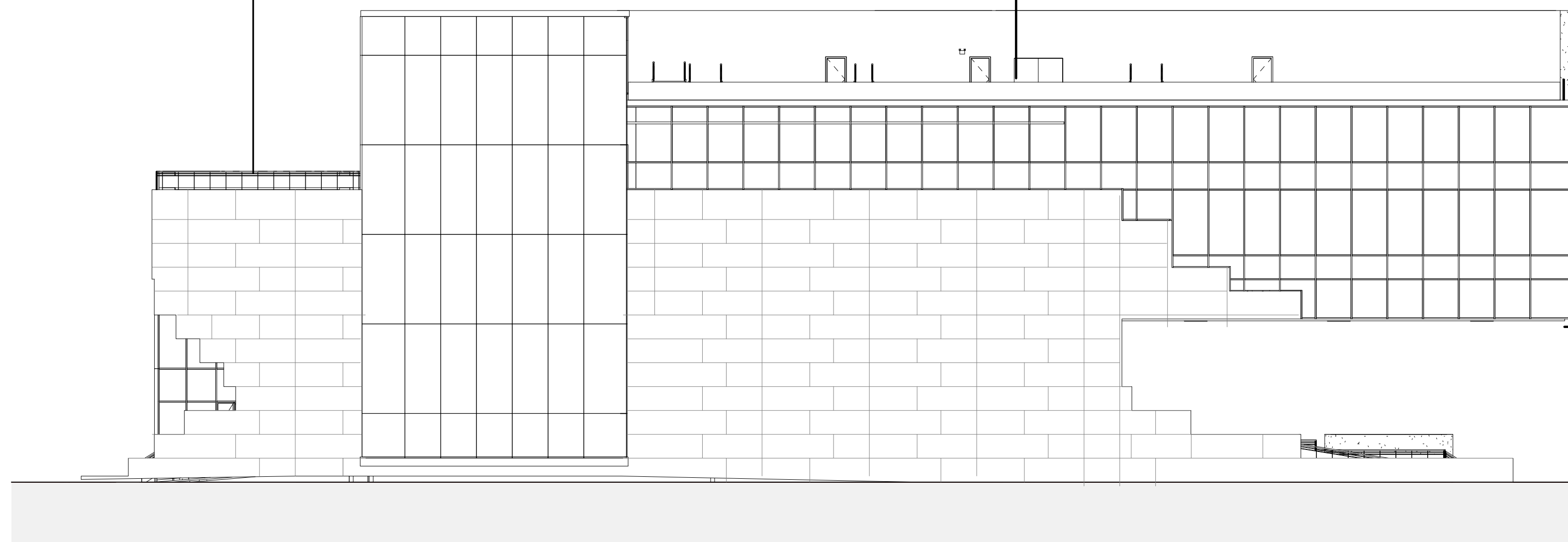
TIERED INTENSIVE GREEN ROOF



TAKL GRFC PATTERNED PANEL



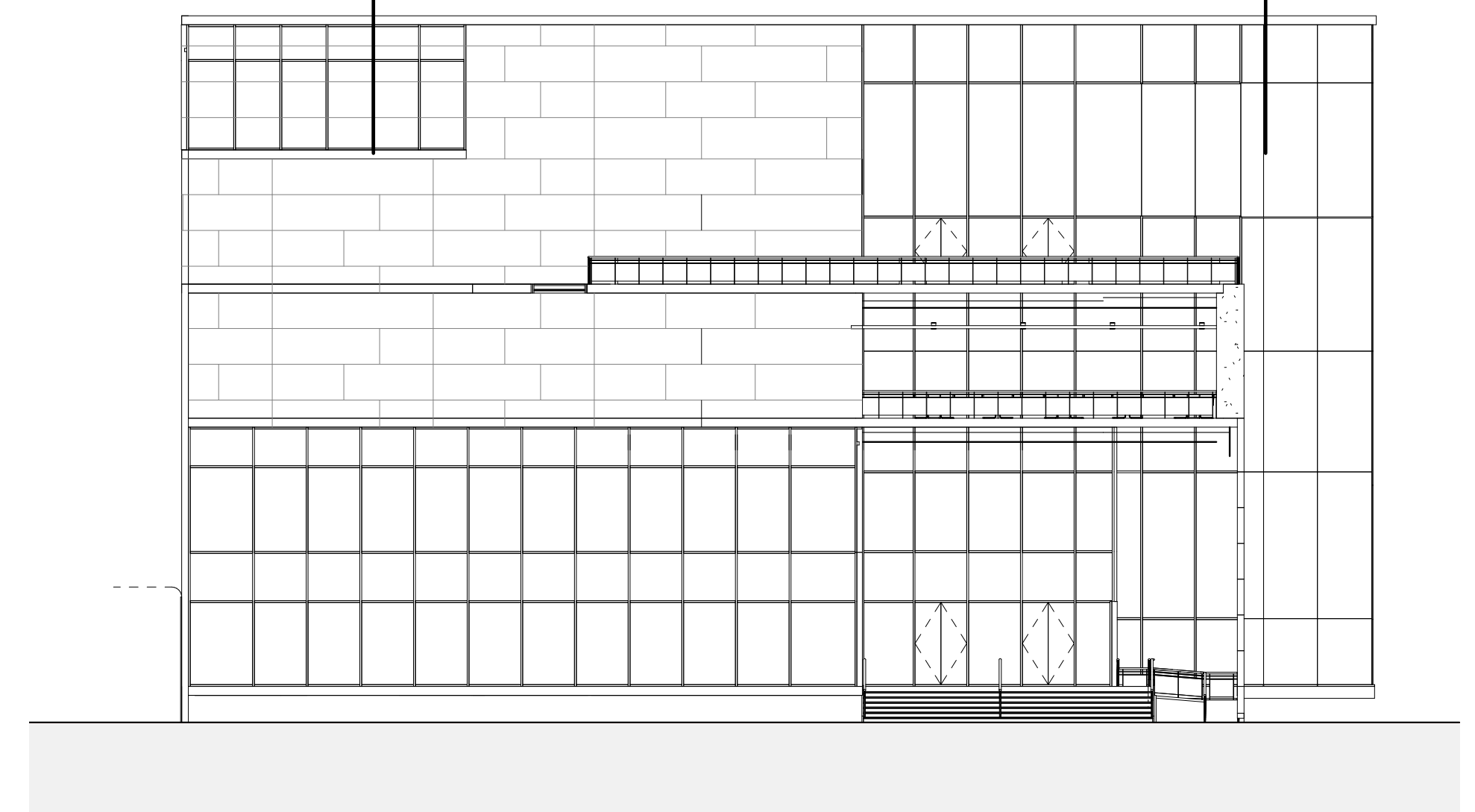
RELIANCE CURTAIN WALL



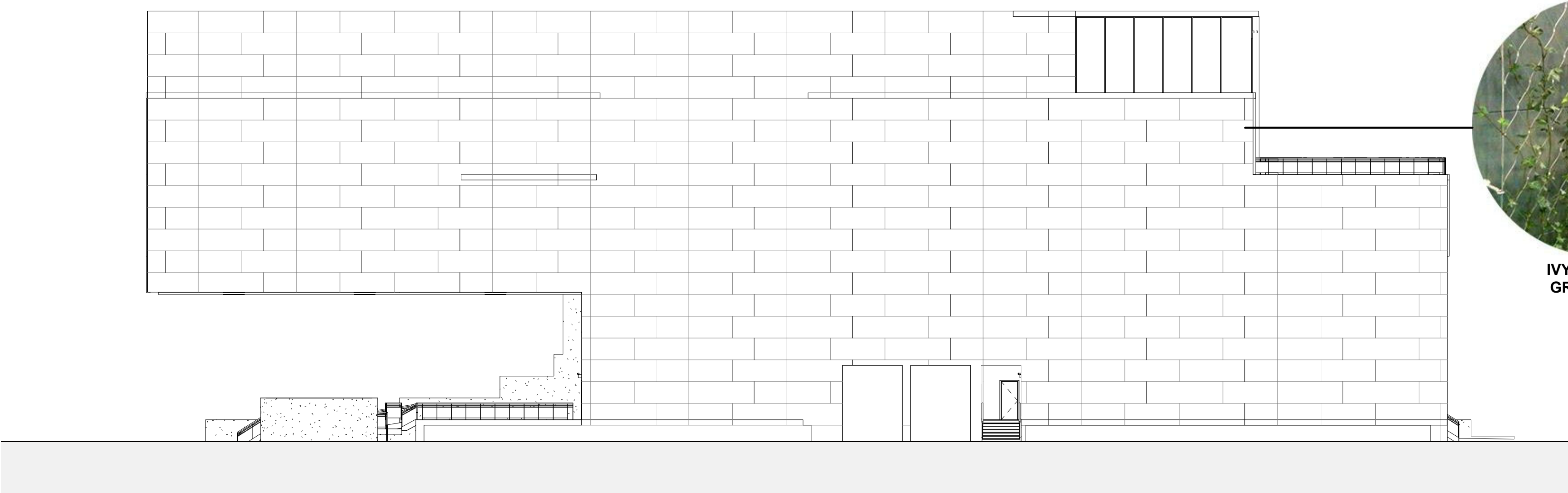
2 NORTH ELEVATION - CLADDING
1/16" = 1'-0"



BAMBOO CEILING



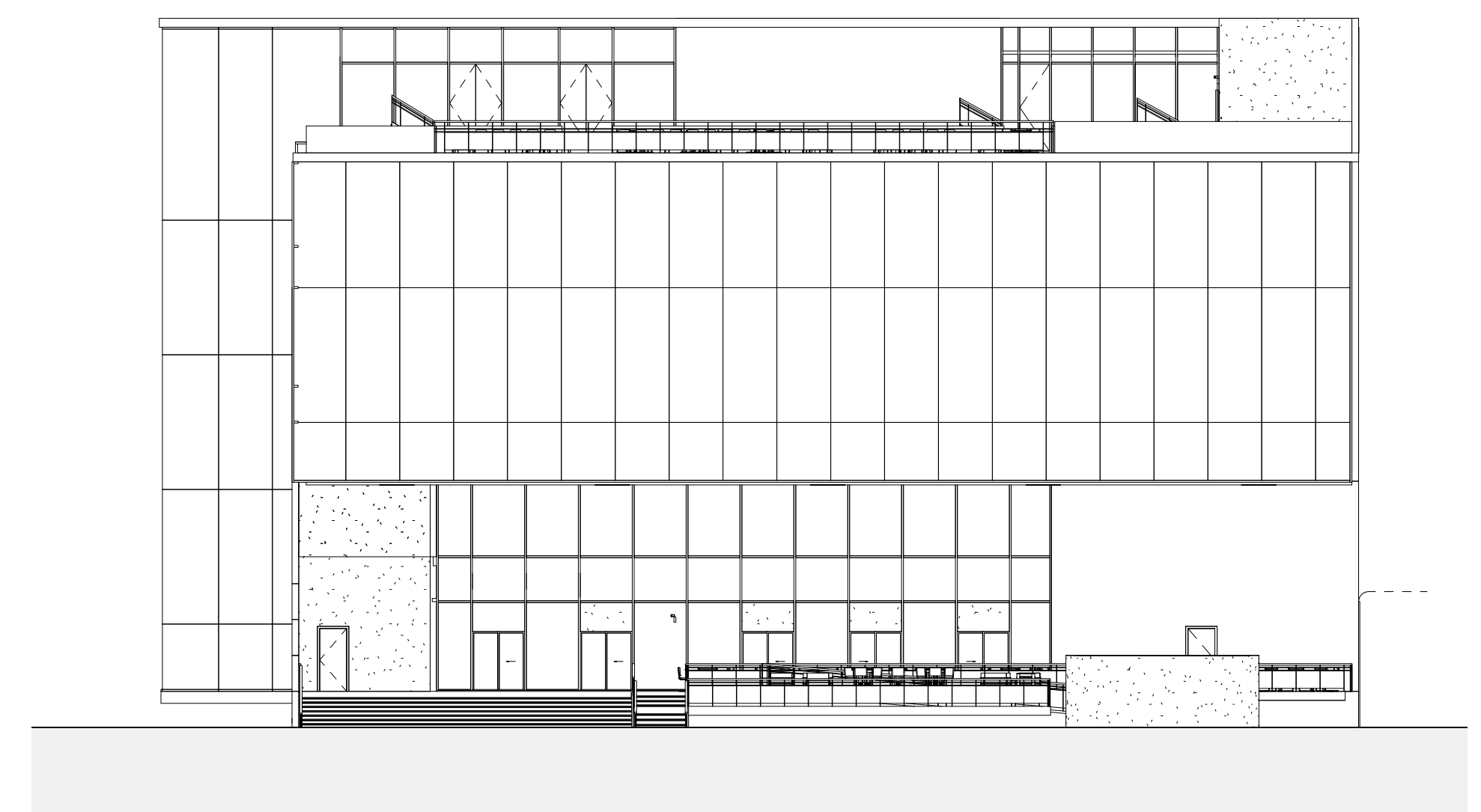
1 EAST ELEVATION - CLADDING
1/16" = 1'-0"



3 SOUTH ELEVATION - CLADDING & IVY CLIMBERS GREENWALL
1/16" = 1'-0"



IVY CLIMBERS GREEN WALL



4 WEST ELEVATION - CLADDING
1/16" = 1'-0"



PINK FLAMINGOS

WILLIAM ANDERSON
REBECCA GREENBERG
JACOB GULINSON
IAN LEE

ARCHITECTURAL CONSULTANT

CLEMENTINA RUGGIERI, SPACE 4 ARCHITECTS
CR@4ARCH.COM

MEP ENGINEER

JONCE WALKER, THORNTON TOMASETTI
JWALKER@THORNTONTOMASETTI.COM

STRUCTURAL ENGINEER

JASON STONE, LERA
JASON.STONE@LERA.COM

ENCLOSURE CONSULTANT

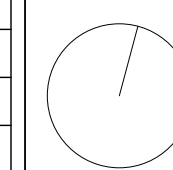
RYAN DONAGHY, SHOP
DONAGHYR@GMAIL.COM

GSAPP

ELEVATED STATES

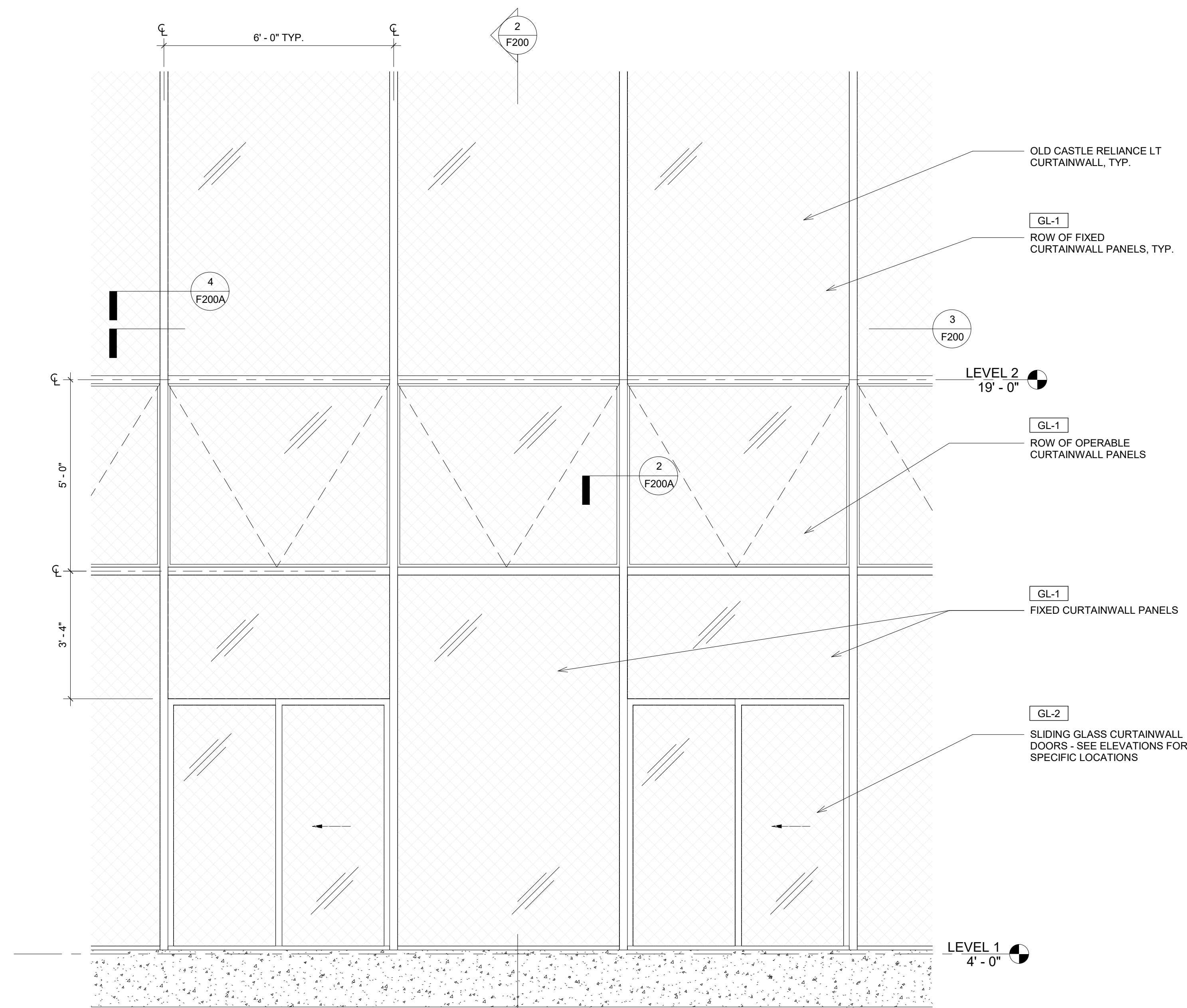
ISSUANCE

NO.	DESCRIPTION	DATE
1	SCHEMATIC DESIGN	09.18.2018
2	DESIGN DEVELOPMENT	10.23.2018
3	CONSTRUCTION DOCUMENTS	11.27.2018

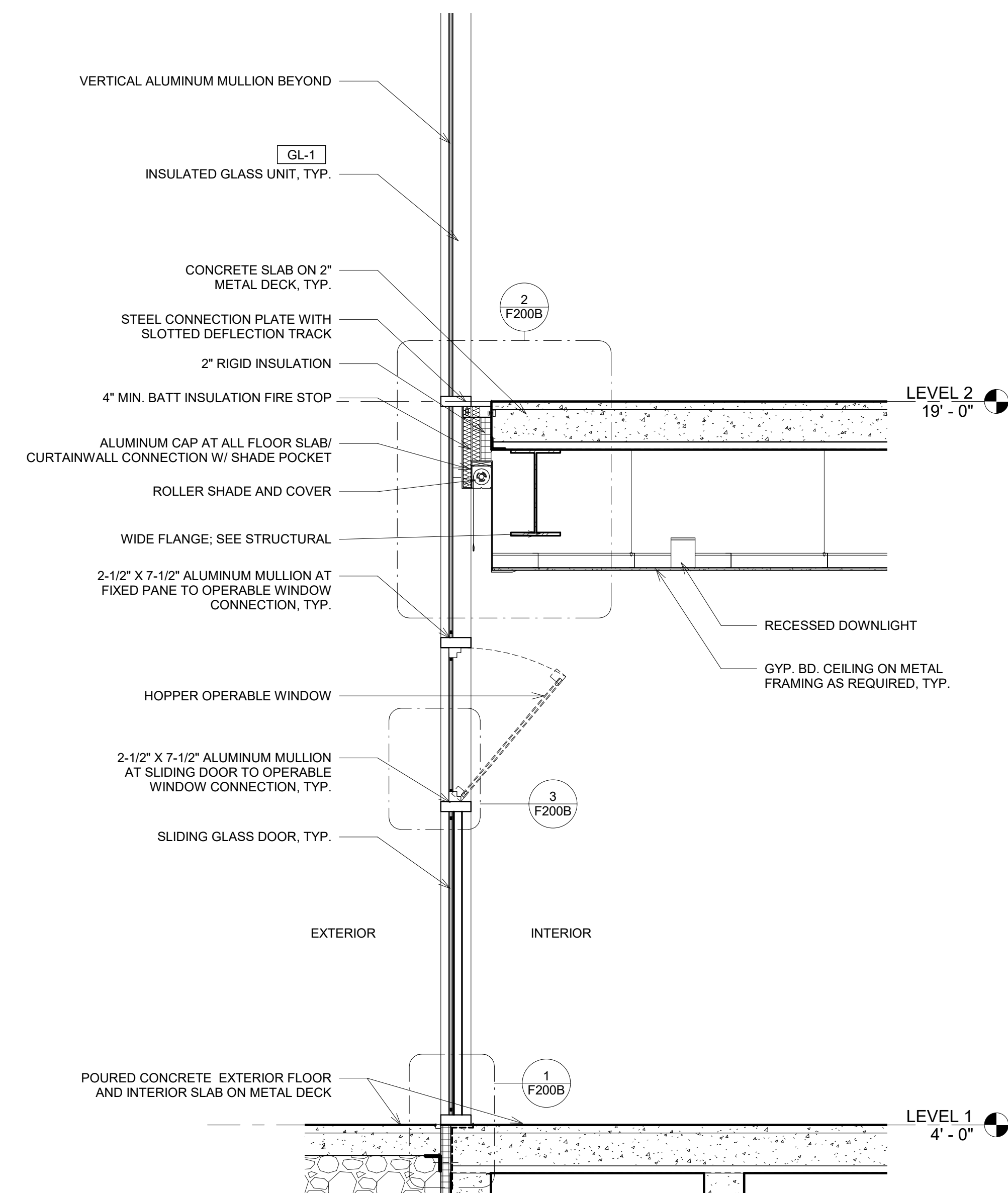


**F100
MAPPED ELEVATIONS**

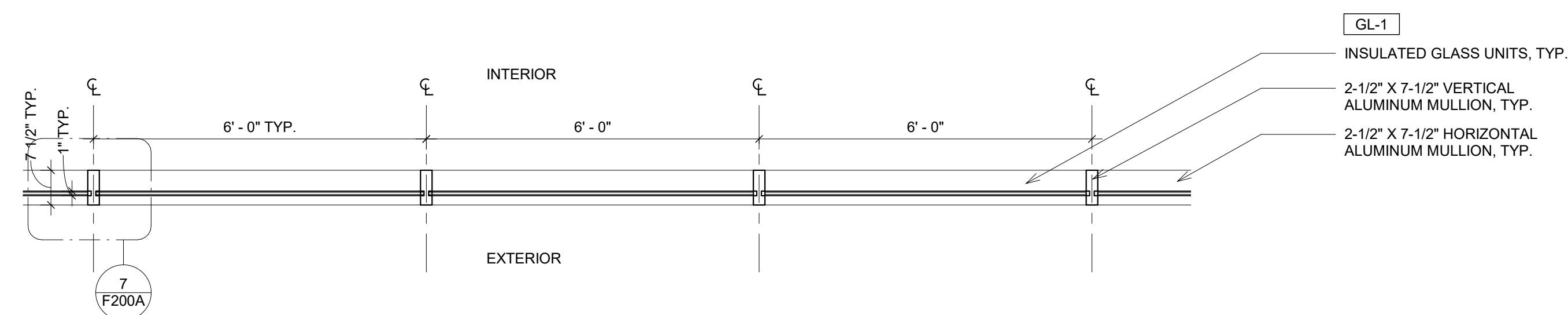
11/26/2018
8:28:10 PM



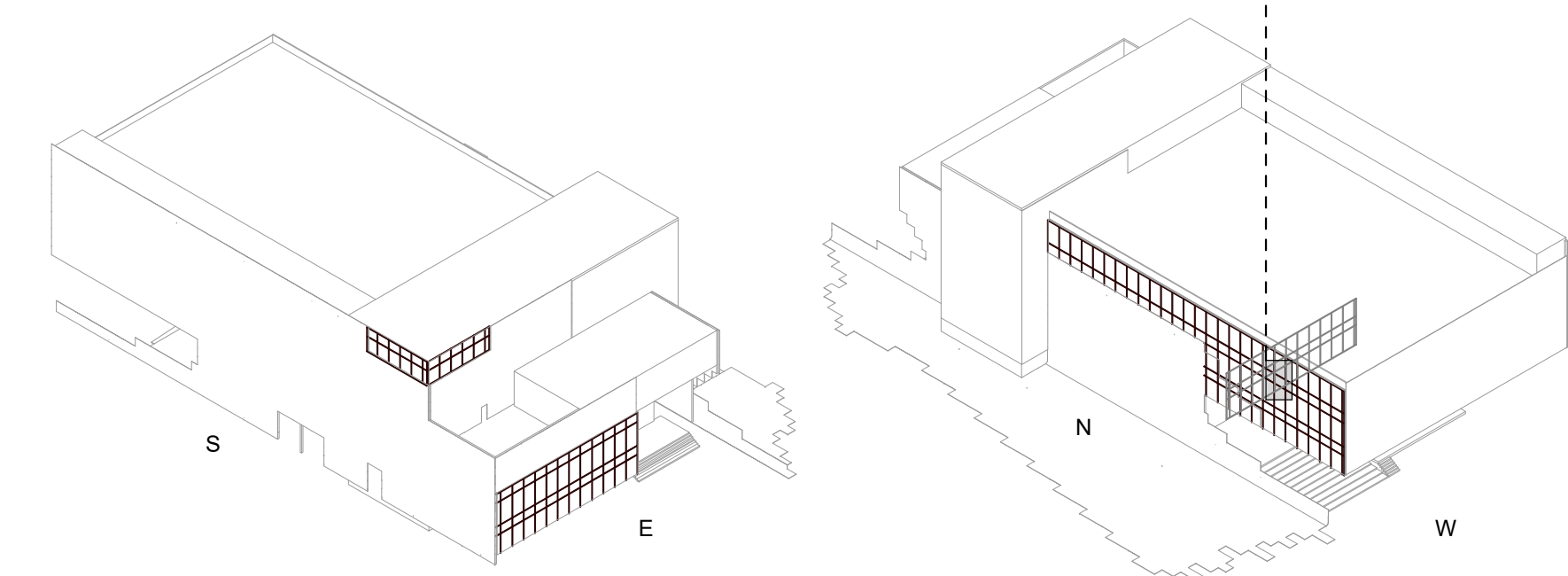
1 CURTAINWALL ELEVATION
1/2" = 1'-0"



2 CURTAINWALL SECTION
1/2" = 1'-0"



3 CURTAINWALL PLAN DETAIL
1/2" = 1'-0"



PINK FLAMINGOS

WILLIAM ANDERSON
REBECCA GREENBERG
JACOB GULINSON
IAN LEE

ARCHITECTURAL CONSULTANT

CLEMENTINA RUGGIERI, SPACE 4 ARCHITECTS
CR@4ARCH.COM

MEP ENGINEER

JONCE WALKER, THORNTON TOMASETTI
JWALKER@THORNTONTOMASETTI.COM

STRUCTURAL ENGINEER

JASON STONE, LERA
JASON.STONE@LERA.COM

ENCLOSURE CONSULTANT

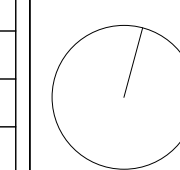
RYAN DONAGHY, SHOP
DONAGHYR@GMAIL.COM

GSAPP

ELEVATED STATES

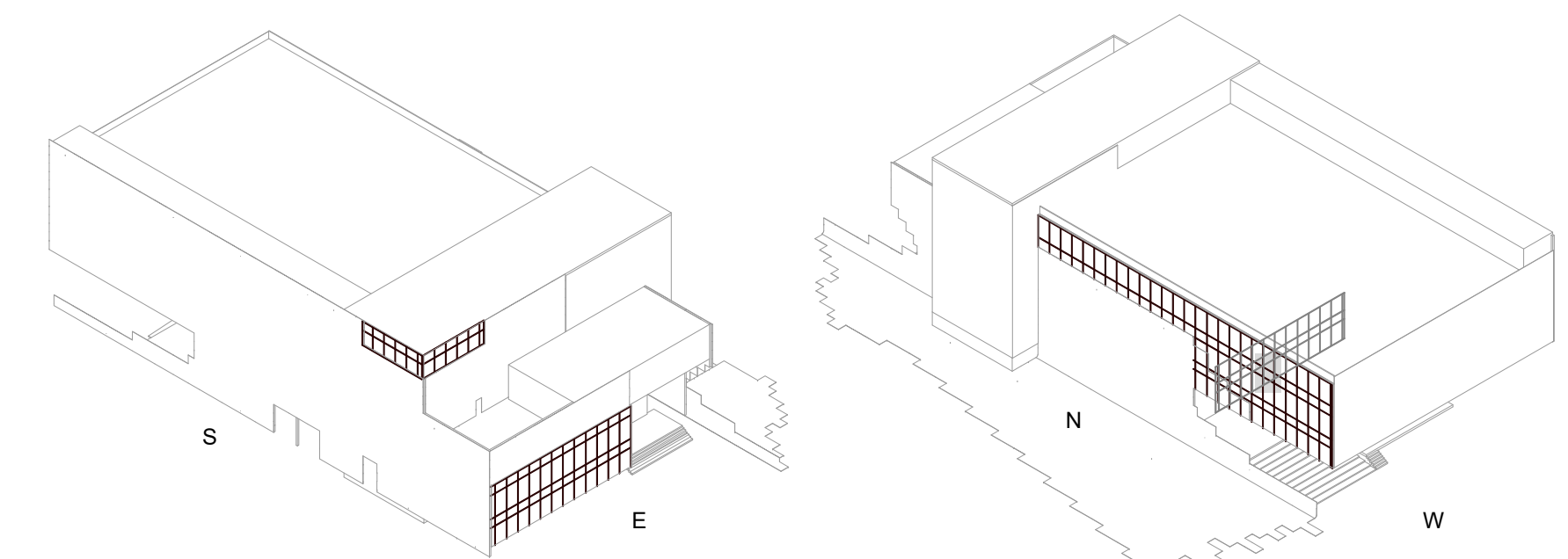
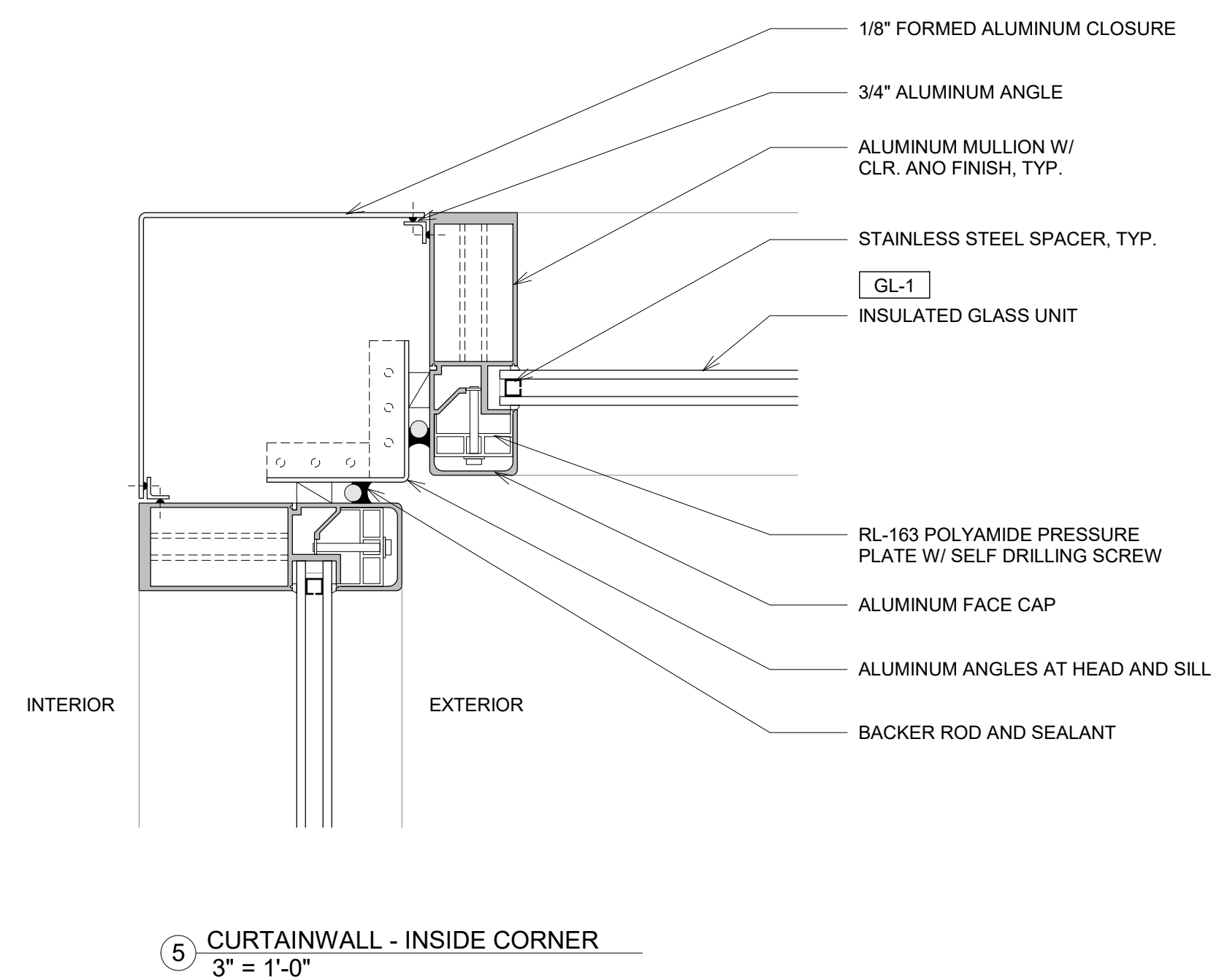
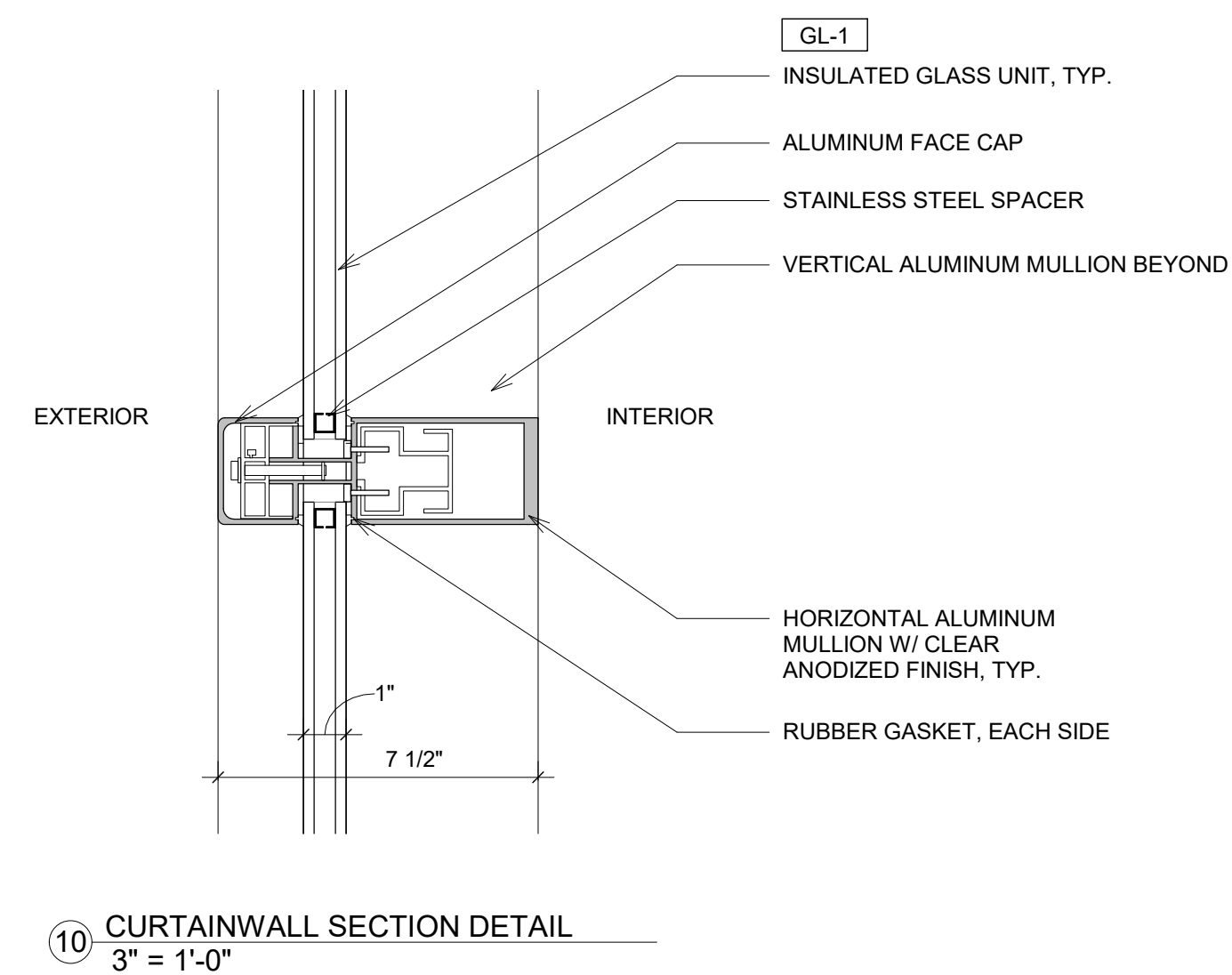
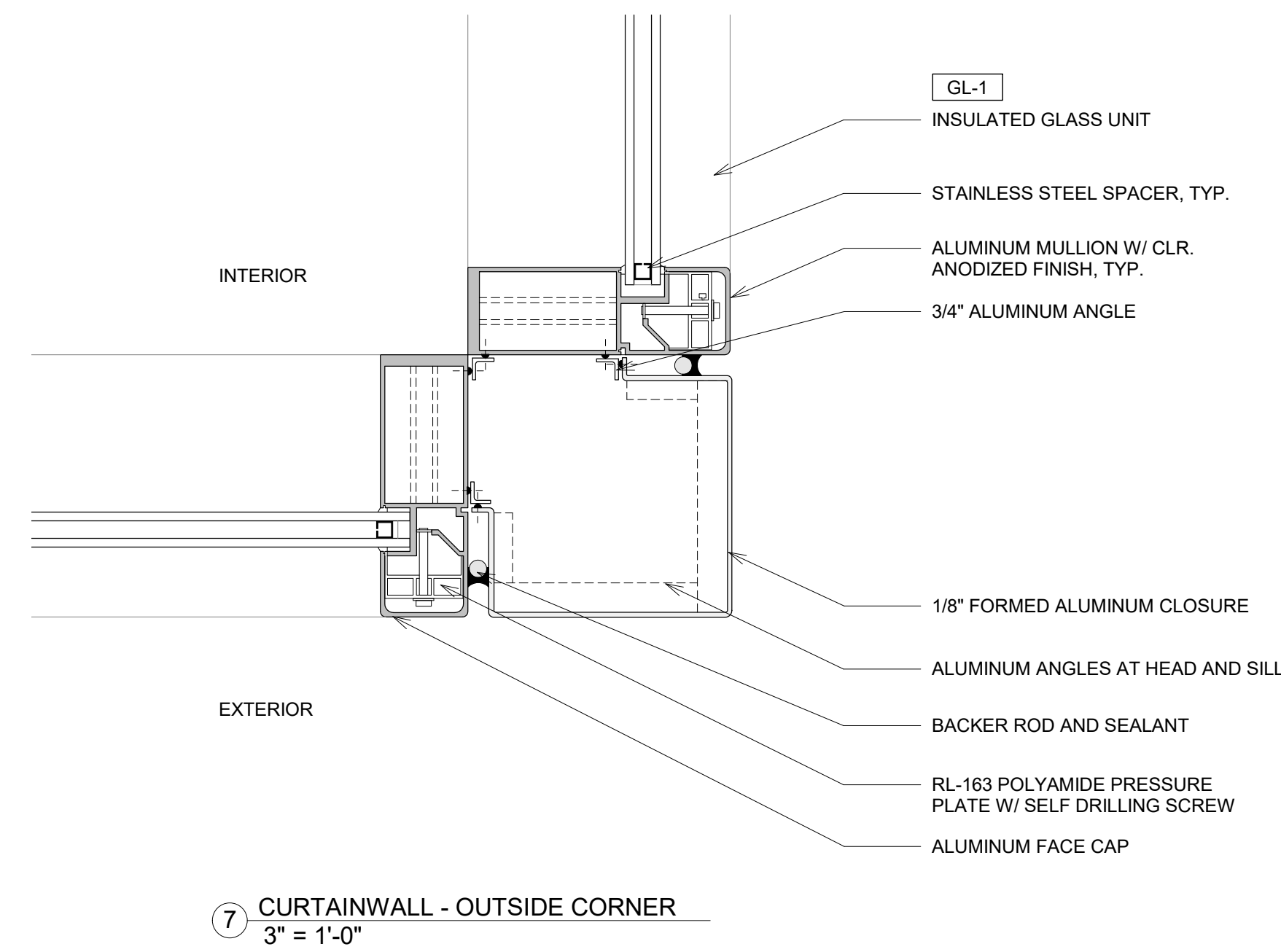
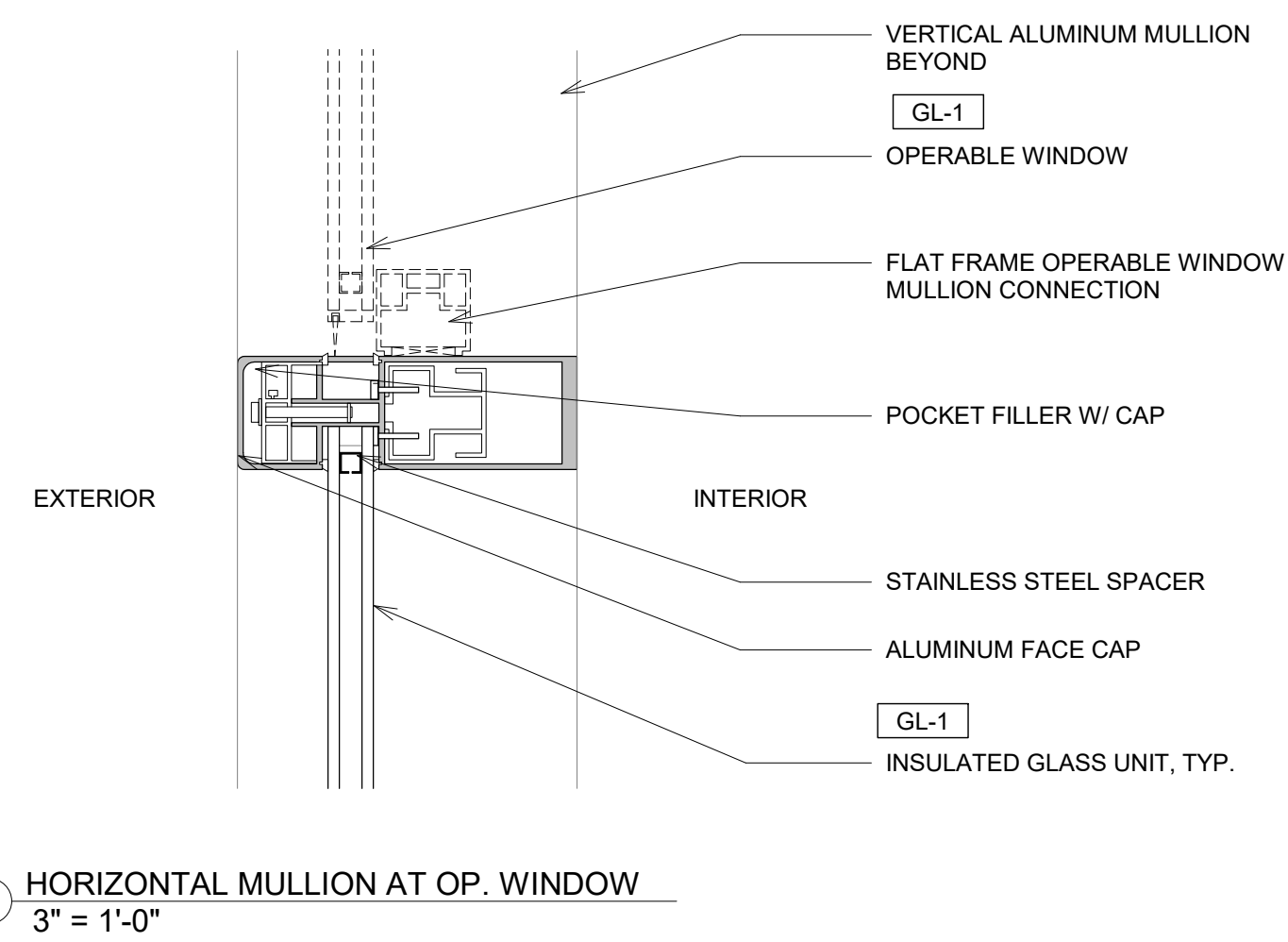
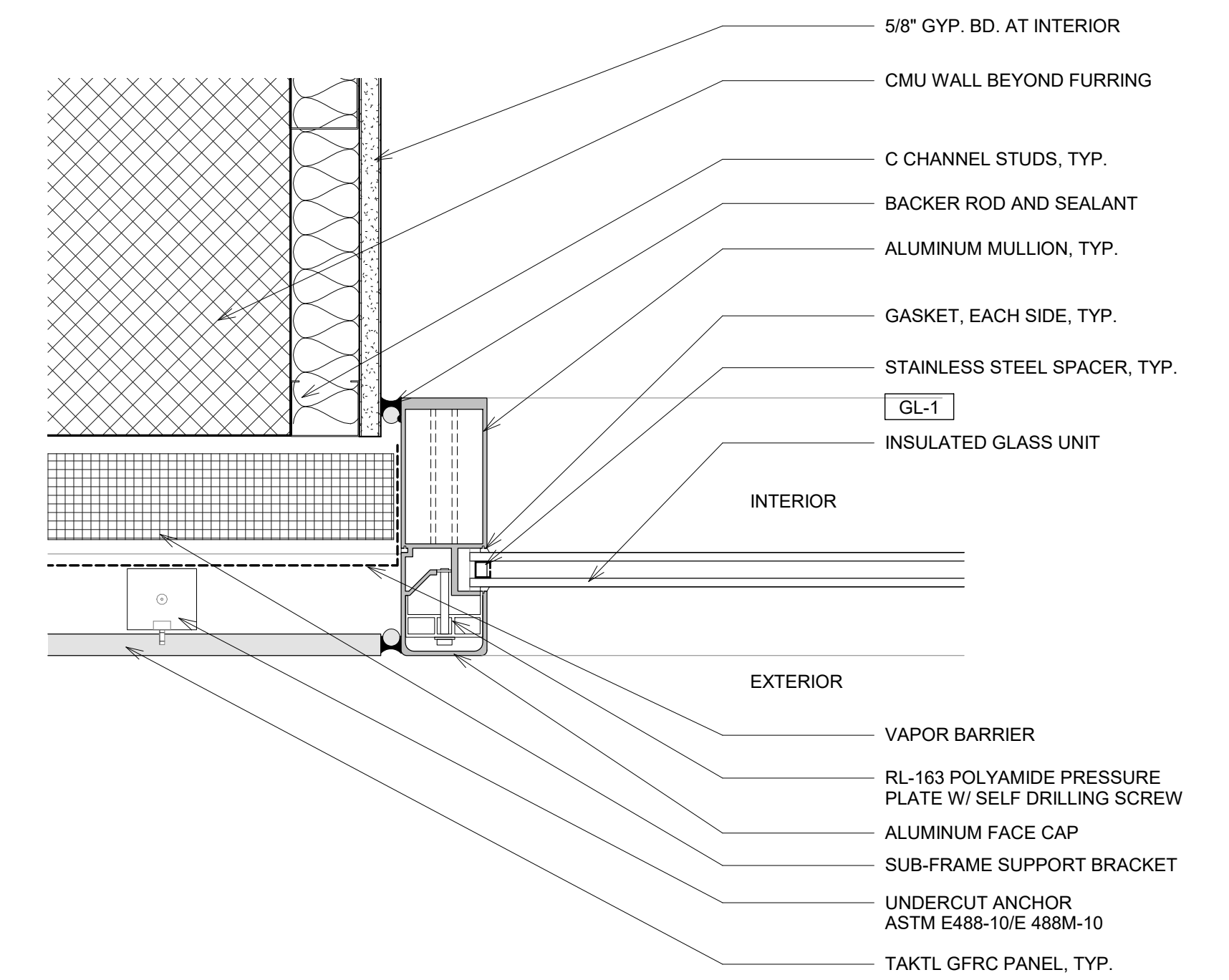
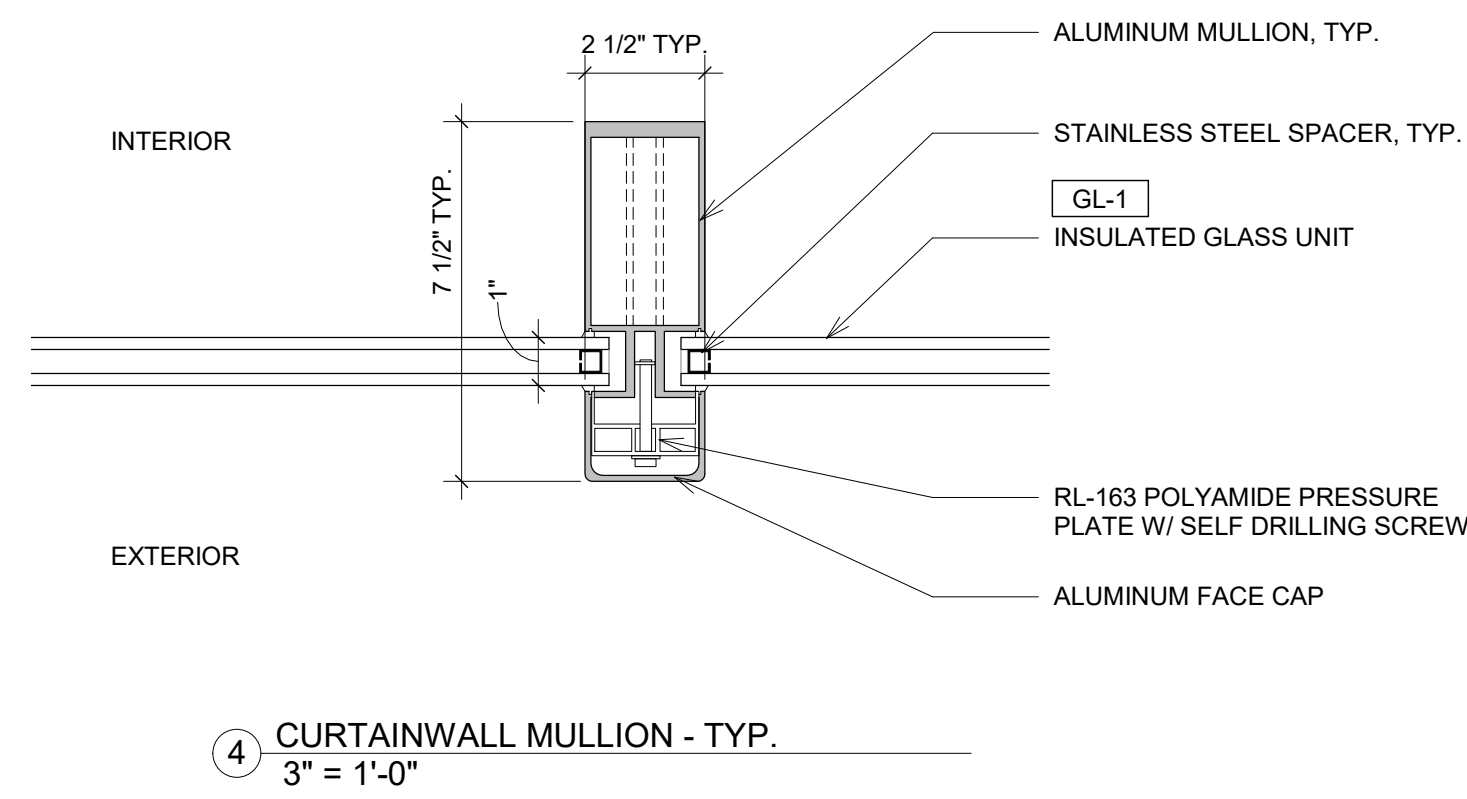
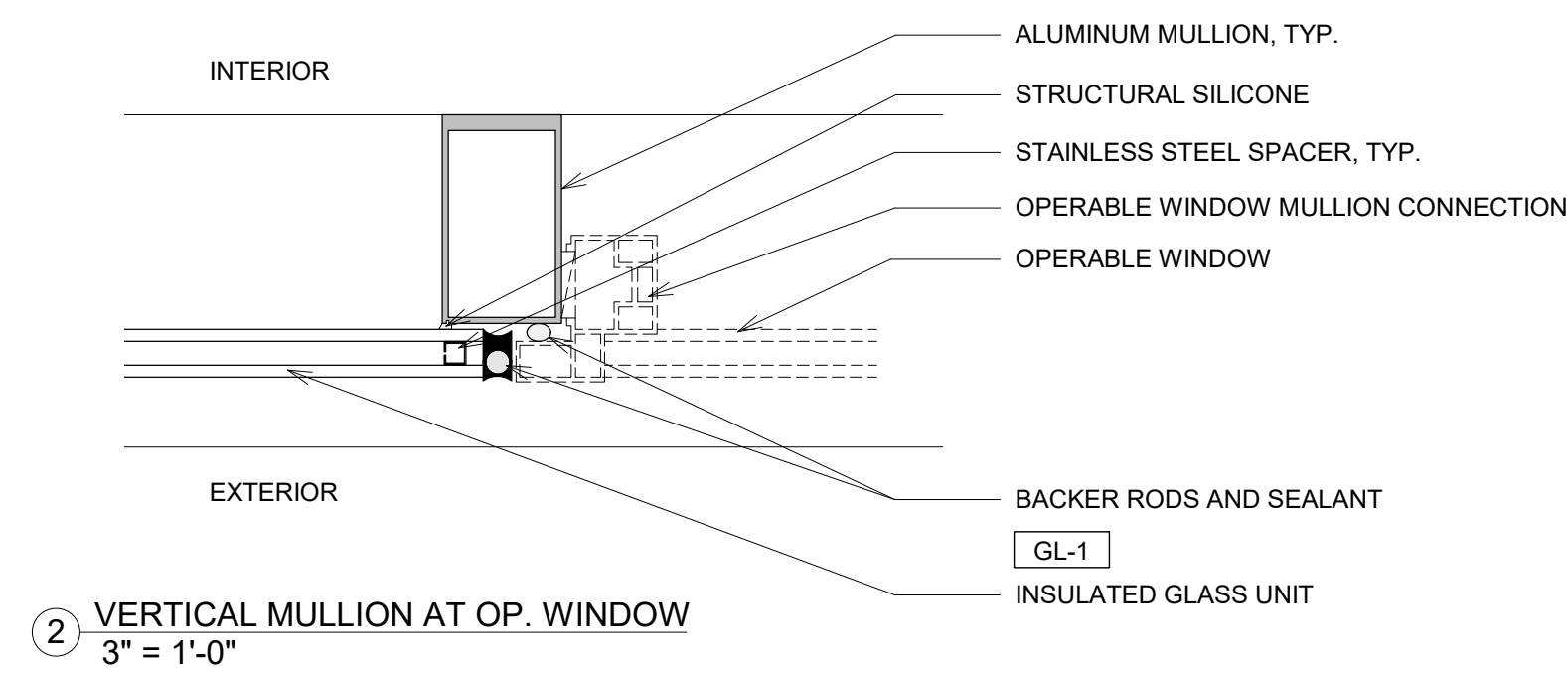
ISSUANCE

NO.	DESCRIPTION	DATE
1	SCHEMATIC DESIGN	09.18.2018
2	DESIGN DEVELOPMENT	10.23.2018
3	CONSTRUCTION DOCUMENTS	11.27.2018



**F200
FACADE SYSTEM 1**

11/25/2018
6:31:56 PM



PINK FLAMINGOS

WILLIAM ANDERSON
REBECCA GREENBERG
JACOB GULINSON
IAN LEE

ARCHITECTURAL CONSULTANT
CLEMENTINA RUGGIERI, SPACE 4 ARCHITECTS
CR@4ARCH.COM

MEP ENGINEER
JONCE WALKER, THORNTON TOMASETTI
JWALKER@THORNTONTOMASETTI.COM

STRUCTURAL ENGINEER
JASON STONE, LERA
JASON.STONE@LERA.COM

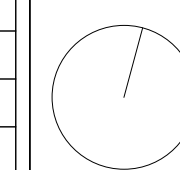
ENCLOSURE CONSULTANT
RYAN DONAGHY, SHOP
DONAGHYR@GMAIL.COM

GSAPP

ELEVATED STATES

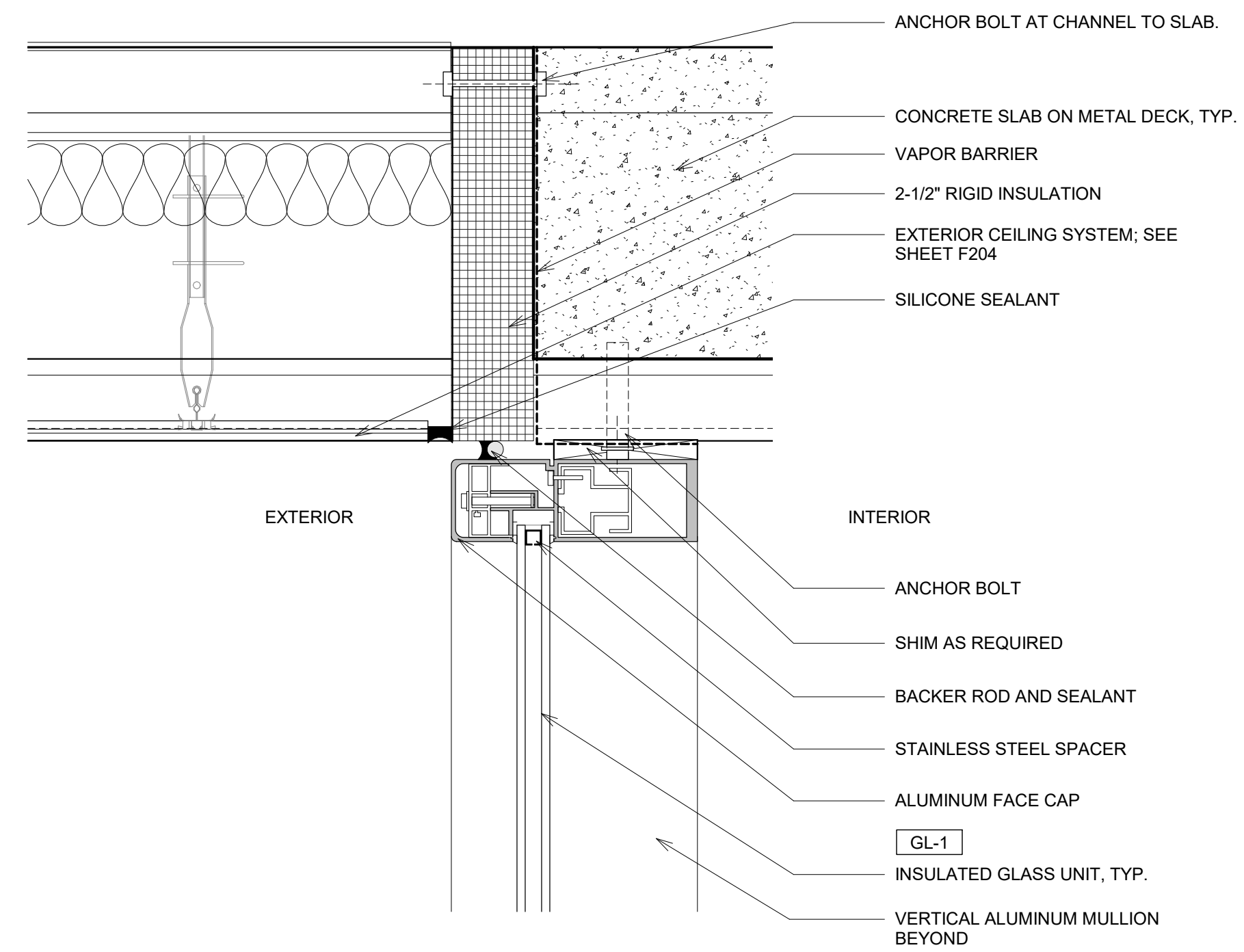
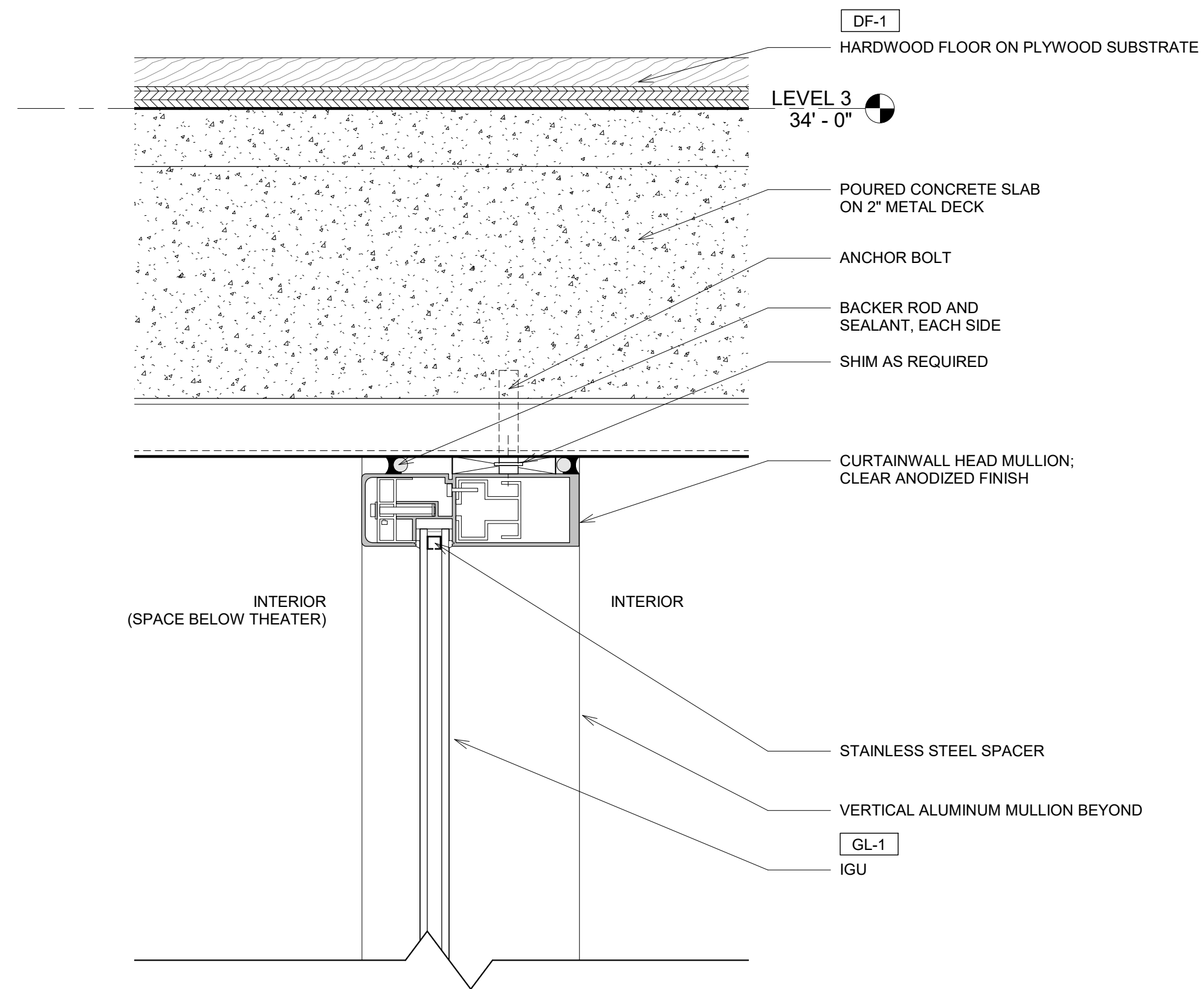
ISSUANCE

NO.	DESCRIPTION	DATE
1	SCHEMATIC DESIGN	09.18.2018
2	DESIGN DEVELOPMENT	10.23.2018
3	CONSTRUCTION DOCUMENTS	11.27.2018

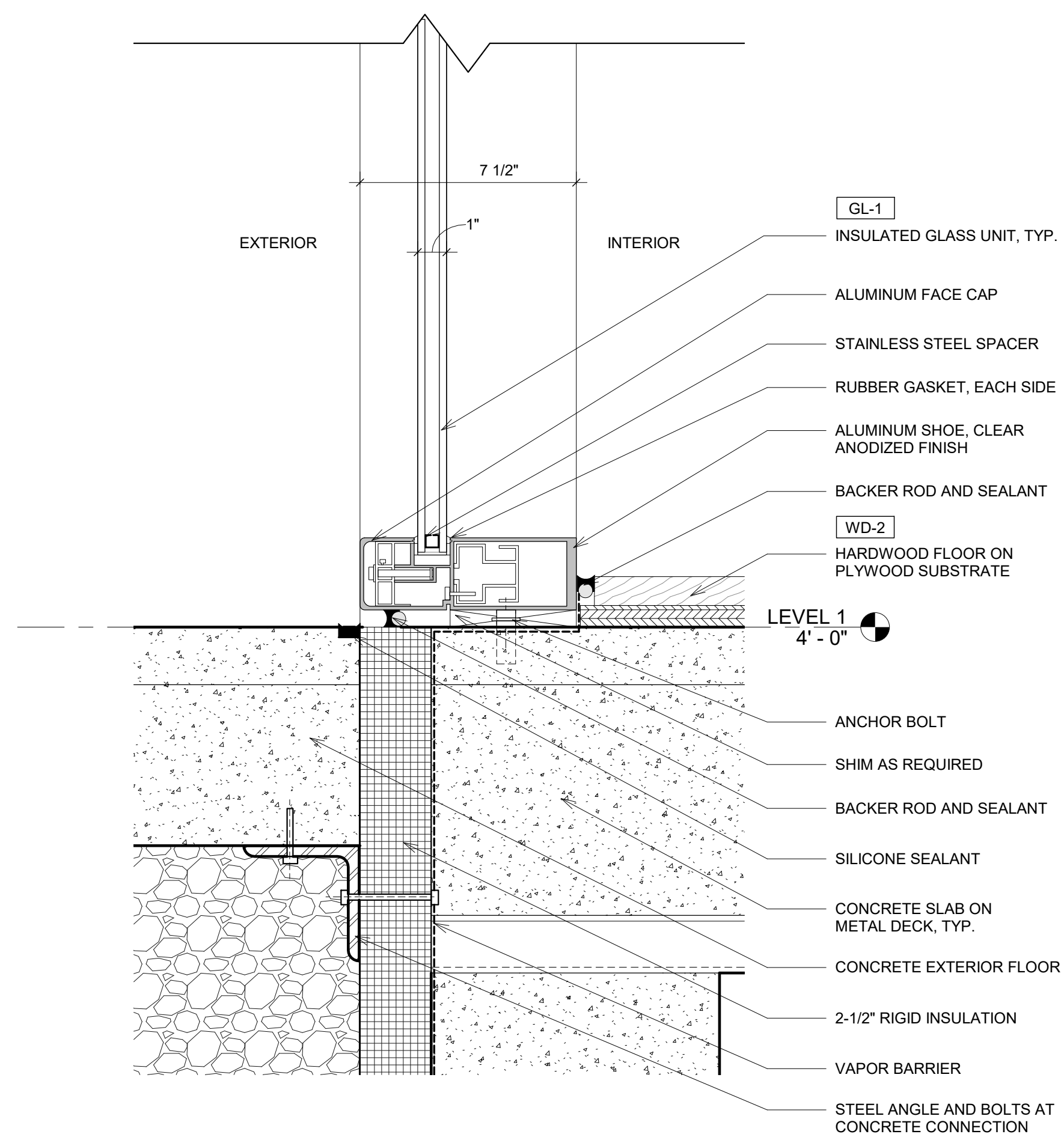


F200A
FACADE SYSTEM 1 - DETAILS

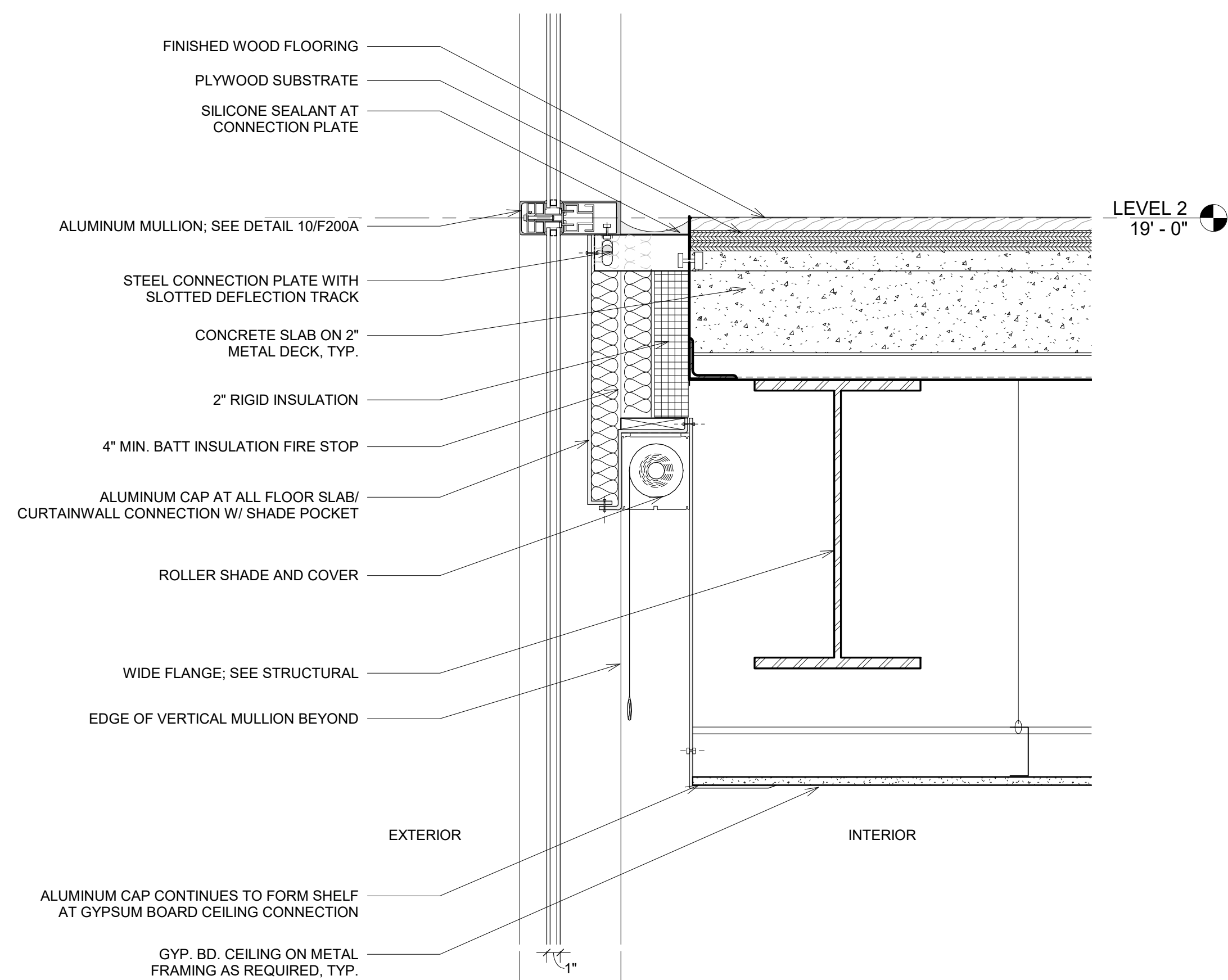
11/26/2018
7:20:10 PM



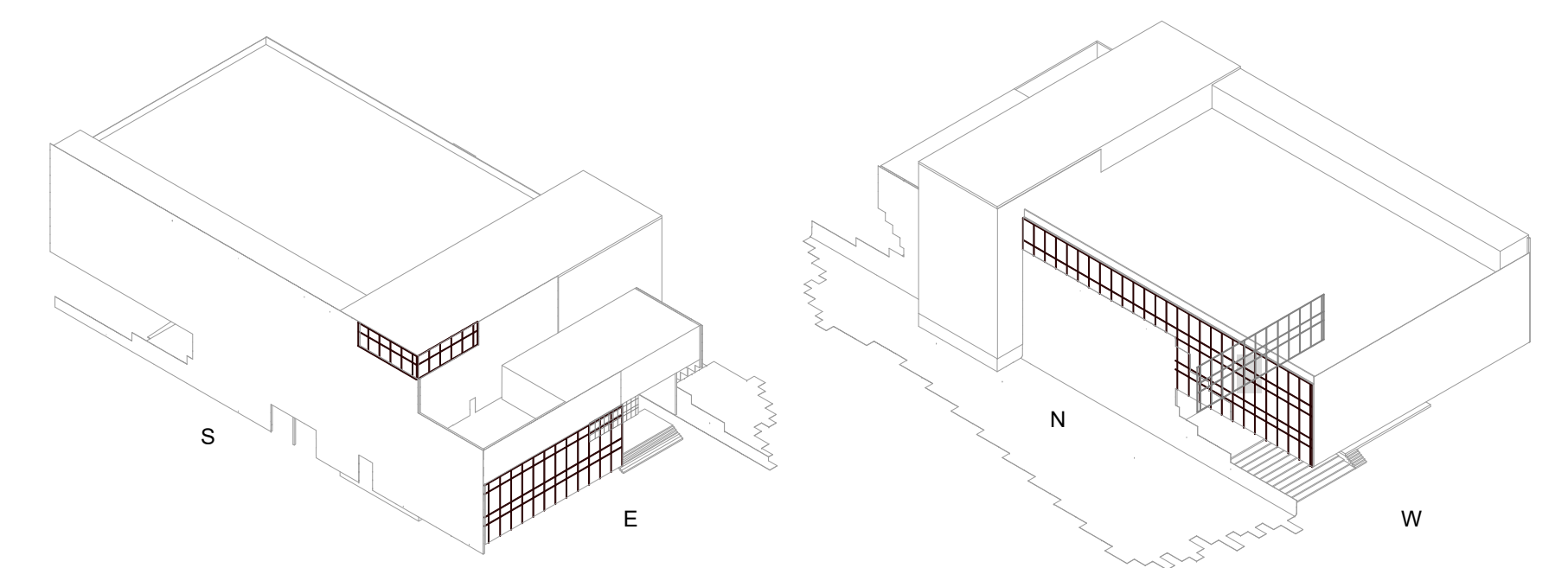
3 CURTAINWALL HEAD AT E. FACADE
3" = 1'-0"



1 CURTAINWALL SILL + HEAD
3" = 1'-0"



2 CURTAINWALL - SLAB AT W. FACADE
1 1/2" = 1'-0"



PINK FLAMINGOS

WILLIAM ANDERSON
REBECCA GREENBERG
JACOB GULINSON
IAN LEE

ARCHITECTURAL CONSULTANT
CLEMENTINA RUGGIERI, SPACE 4 ARCHITECTS
CR@4ARCH.COM

MEP ENGINEER
JONCE WALKER, THORNTON TOMASETTI
JWALKER@THORNTONTOMASETTI.COM

STRUCTURAL ENGINEER
JASON STONE, LERA
JASON.STONE@LERA.COM

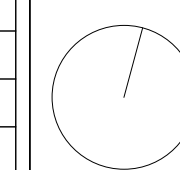
ENCLOSURE CONSULTANT
RYAN DONAGHY, SHOP
DONAGHYR@GMAIL.COM

GSAPP

ELEVATED STATES

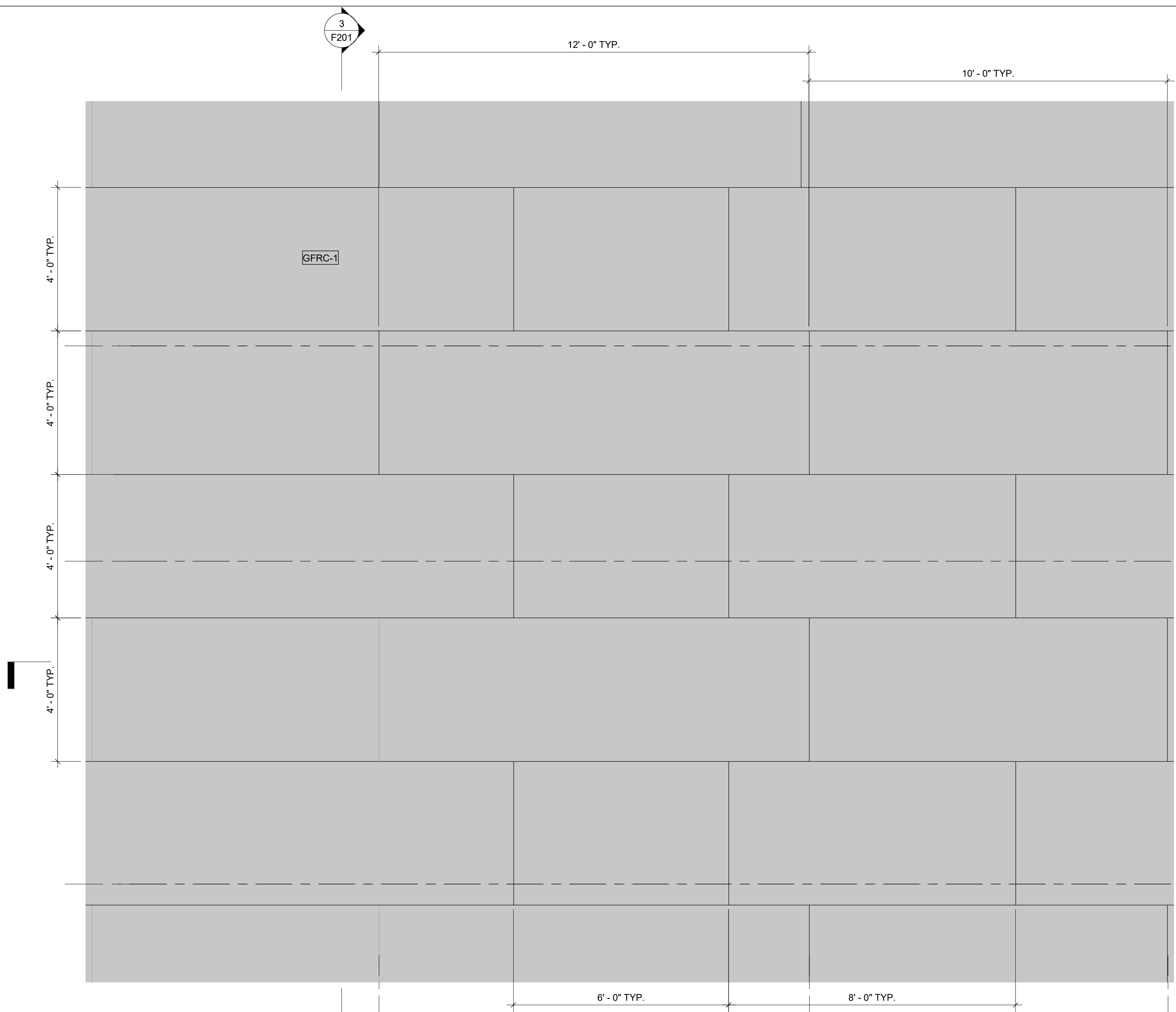
ISSUANCE

NO.	DESCRIPTION	DATE
1	SCHEMATIC DESIGN	09.18.2018
2	DESIGN DEVELOPMENT	10.23.2018
3	CONSTRUCTION DOCUMENTS	11.27.2018

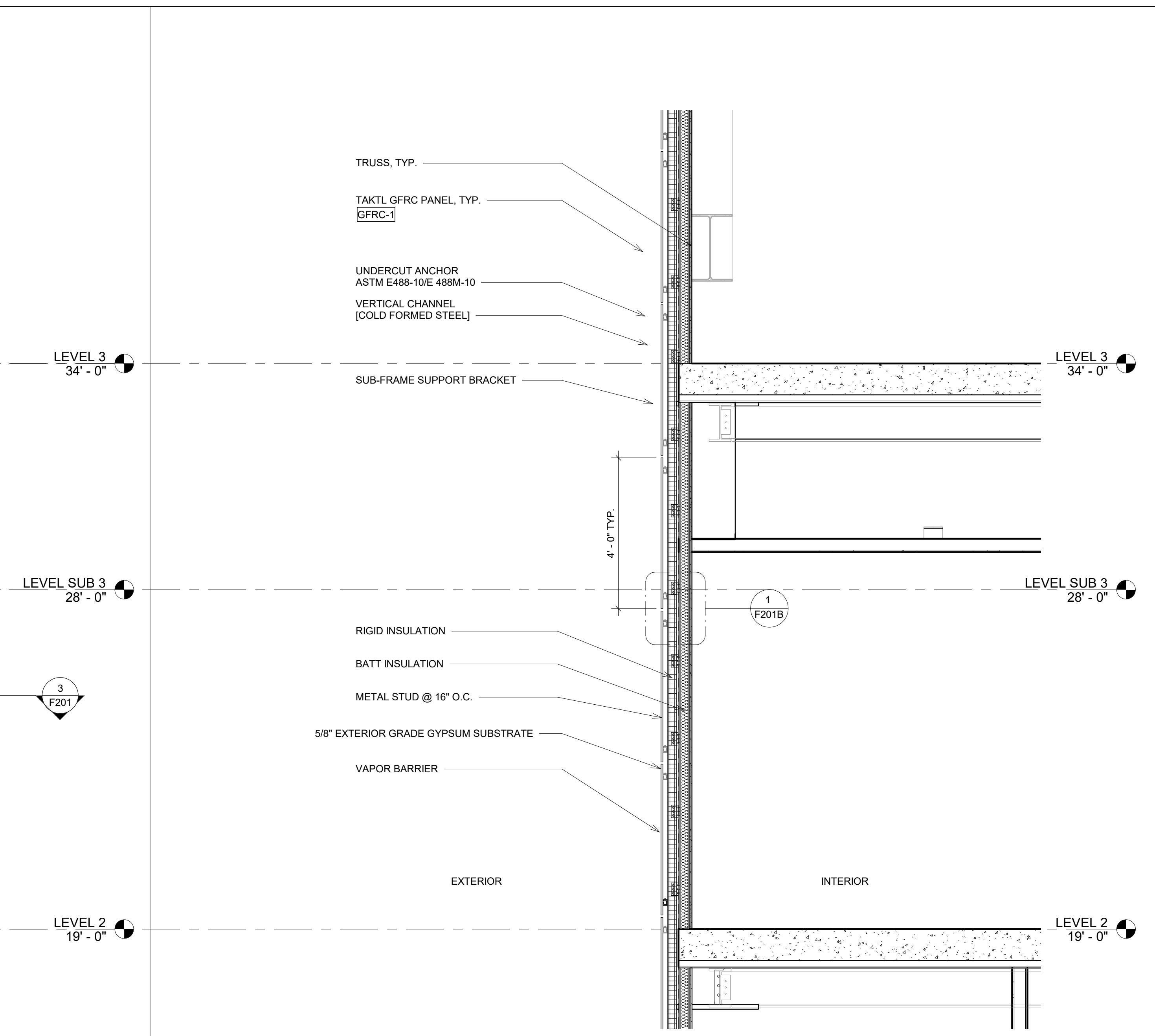


F200B
FACADE SYSTEM 1 - DETAILS

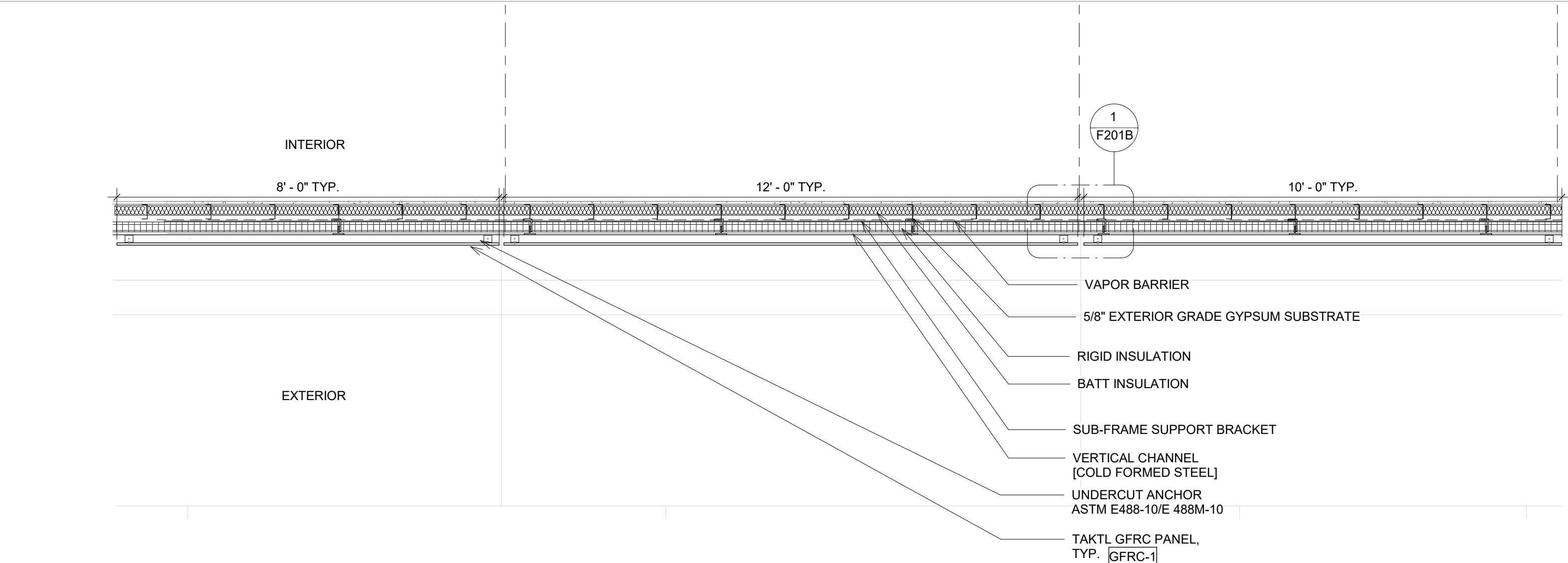
11/26/2018
6:18:37 PM



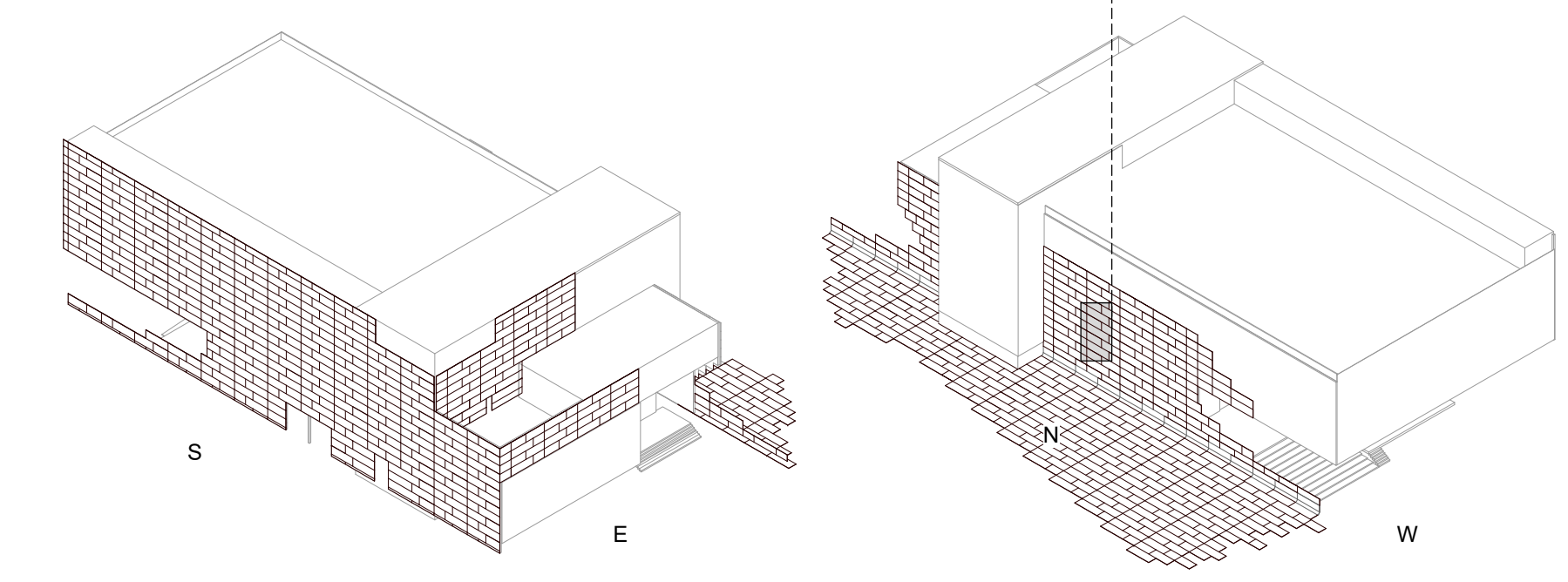
1 NORTH ELEVATION - CD - CONCRETE
1/2" = 1'-0"



2 OPAQUE ROADMAP WALL SECTION
1/2" = 1'-0"



3 LEVEL 2 - CD PLAN GFRC ROADMAP
1/2" = 1'-0"



PINK FLAMINGOS
 WILLIAM ANDERSON
 REBECCA GREENBERG
 JACOB GULINSON
 IAN LEE

ARCHITECTURAL CONSULTANT
 CLEMENTINA RUGGIERI, SPACE 4 ARCHITECTS
 CR@4ARCH.COM

MEP ENGINEER
 JONCE WALKER, THORNTON TOMASETTI
 JWALKER@THORNTONTOMASETTI.COM

STRUCTURAL ENGINEER
 JASON STONE, LERA
 JASON.STONE@LERA.COM

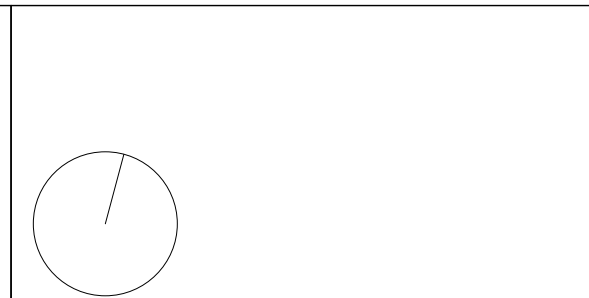
ENCLOSURE CONSULTANT
 RYAN DONAGHY, SHOP
 DONAGHYR@GMAIL.COM

GSAPP

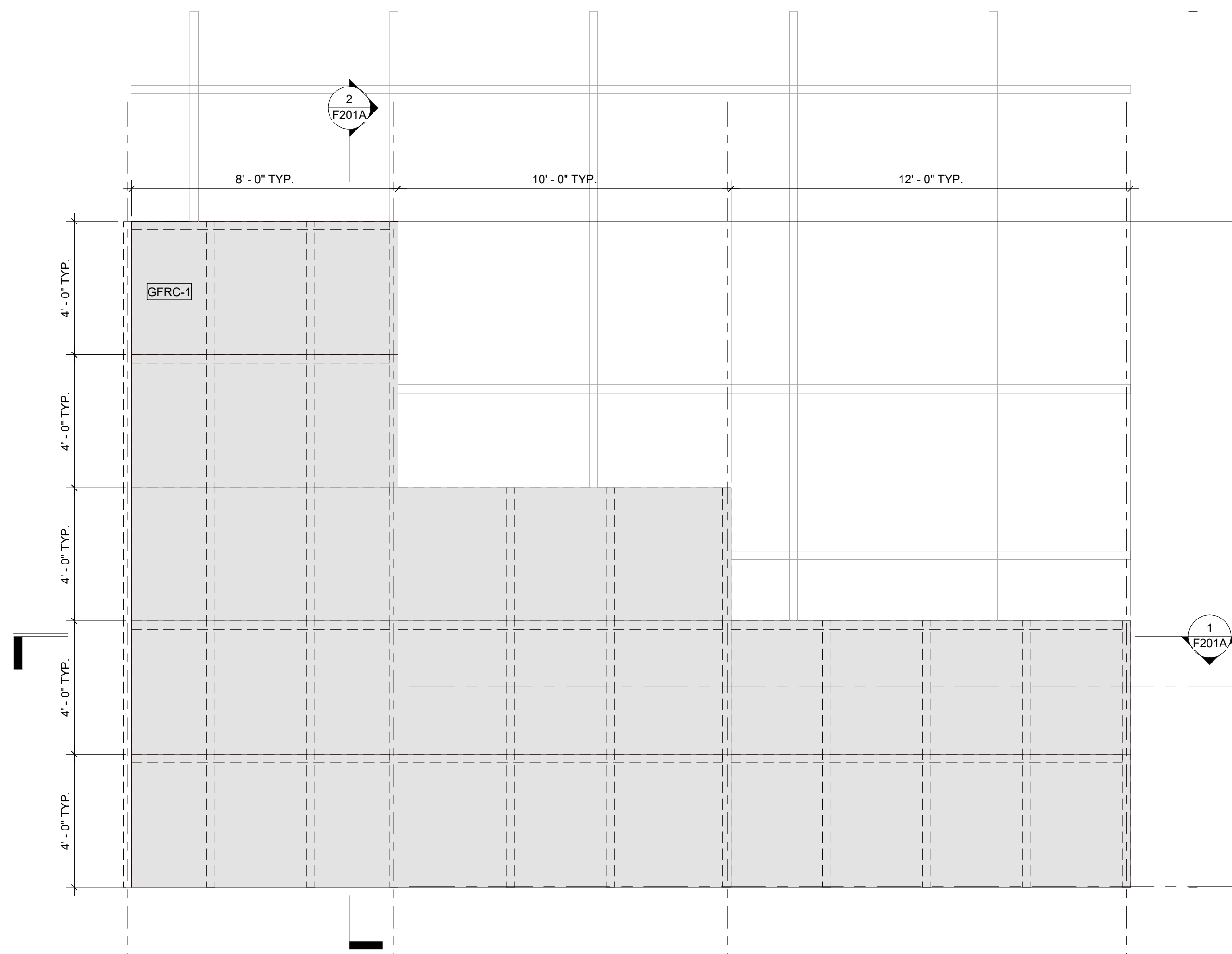
ELEVATED STATES

ISSUANCE

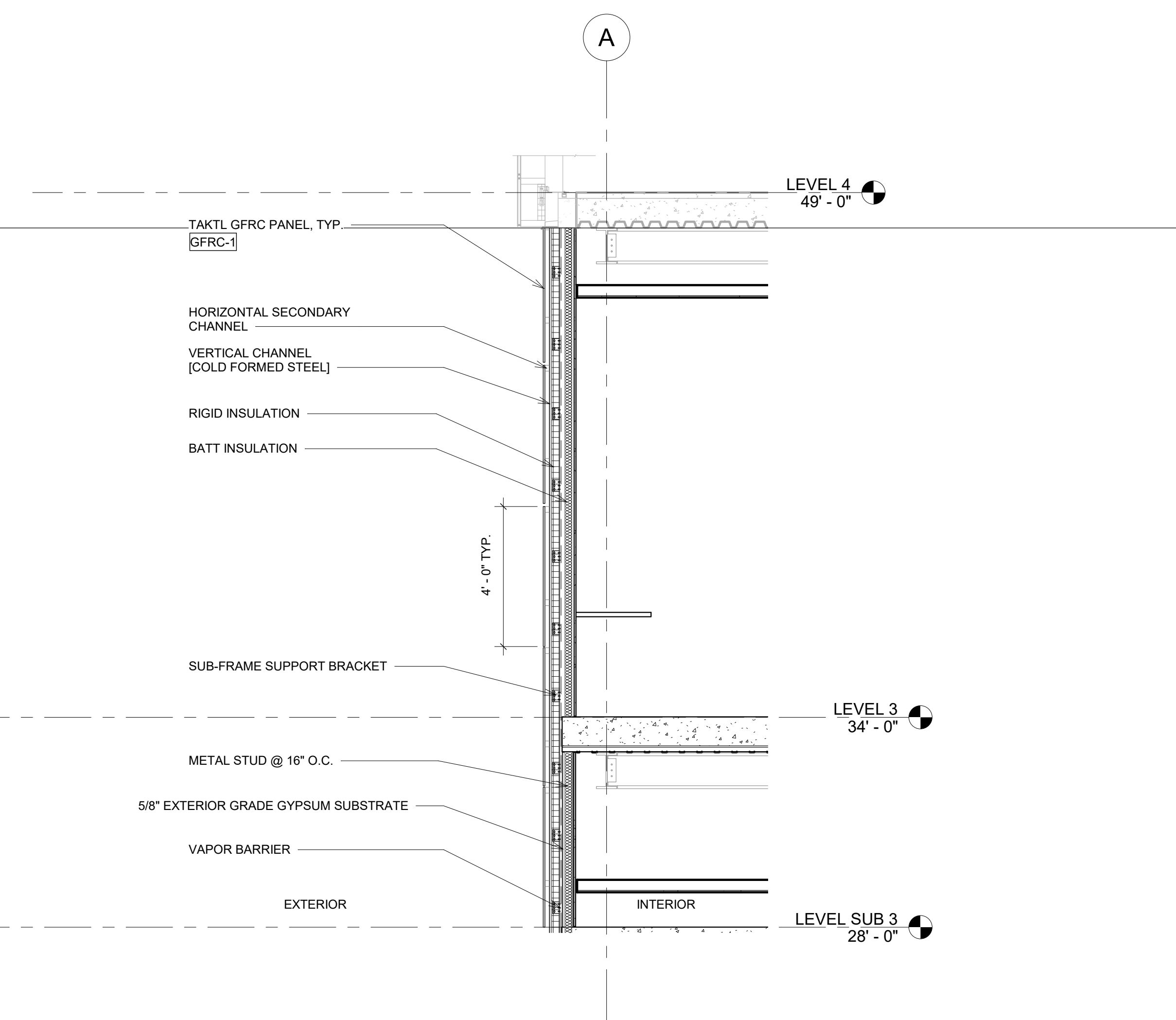
NO.	DESCRIPTION	DATE
1	SCHEMATIC DESIGN	09.18.2018
2	DESIGN DEVELOPMENT	10.23.2018
3	CONSTRUCTION DOCUMENTS	11.27.2018



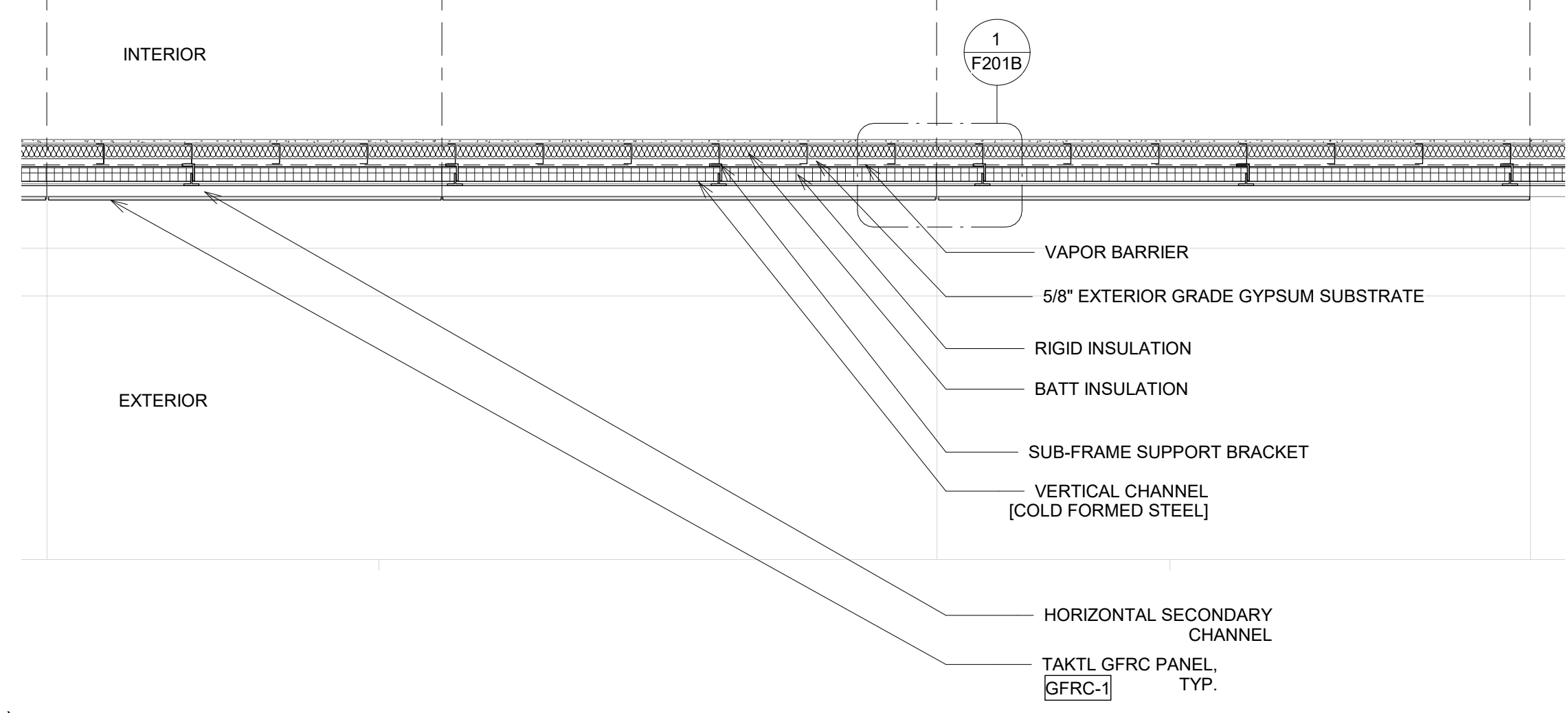
F201
FACADE SYSTEM 2



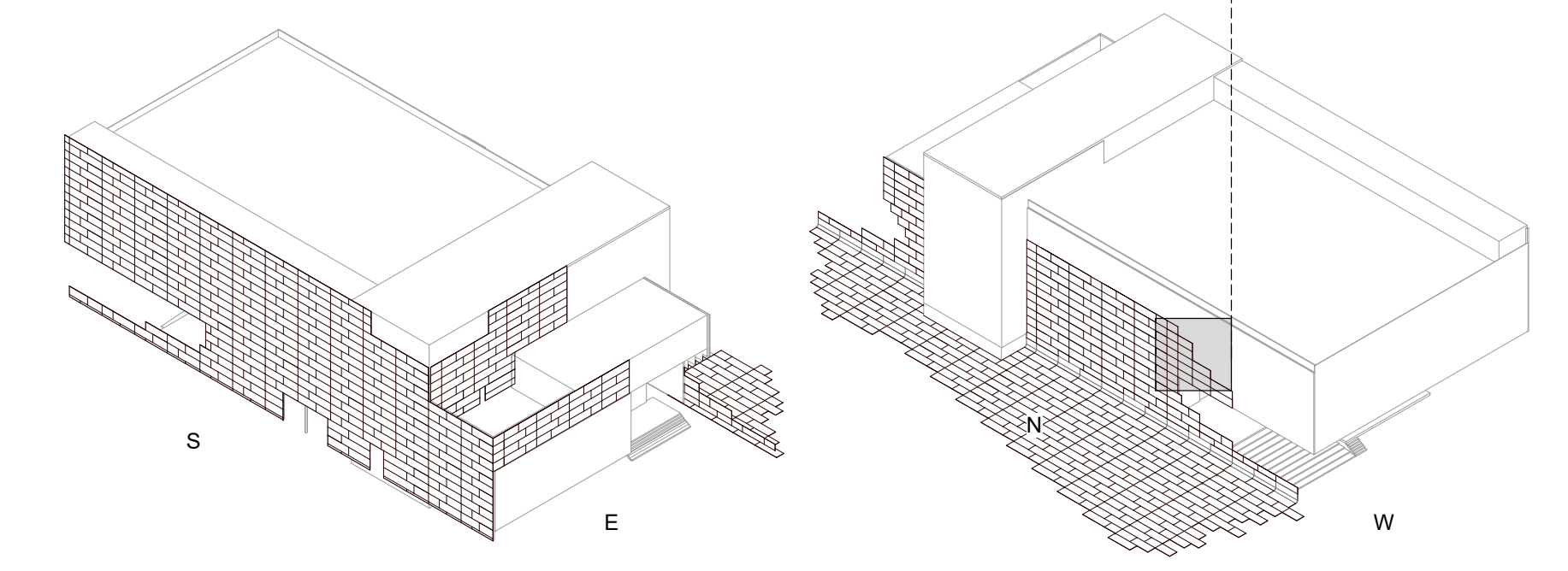
1 (CHUNK) OPAQUE PANEL PATTERN
3/8" = 1'-0"



2 *OPAQUE BUILDING SECTION - SECONDARY SYSTEM (HORIZ) - Callout 1
3/8" = 1'-0"



4 LEVEL 2 - CD PLAN GFRC (extension) ROADMAP
1/2" = 1'-0"



PINK FLAMINGOS
ARCHITECTURAL CONSULTANT
WILLIAM ANDERSON
REBECCA GREENBERG
JACOB GULINSON
IAN LEE

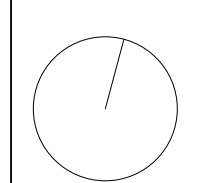
ARCHITECTURAL CONSULTANT
CLEMANTINA RUGGIERI, SPACE 4 ARCHITECTS
CR@4ARCH.COM
MEP ENGINEER
JONCE WALKER, THORNTON TOMASETTI
JWALKER@THORNTONTOMASETTI.COM

STRUCTURAL ENGINEER
JASON STONE, LERA
JASON.STONE@LERA.COM
ENCLOSURE CONSULTANT
RYAN DONAGHY, SHOP
DONAGHYR@GMAIL.COM

GSAPP

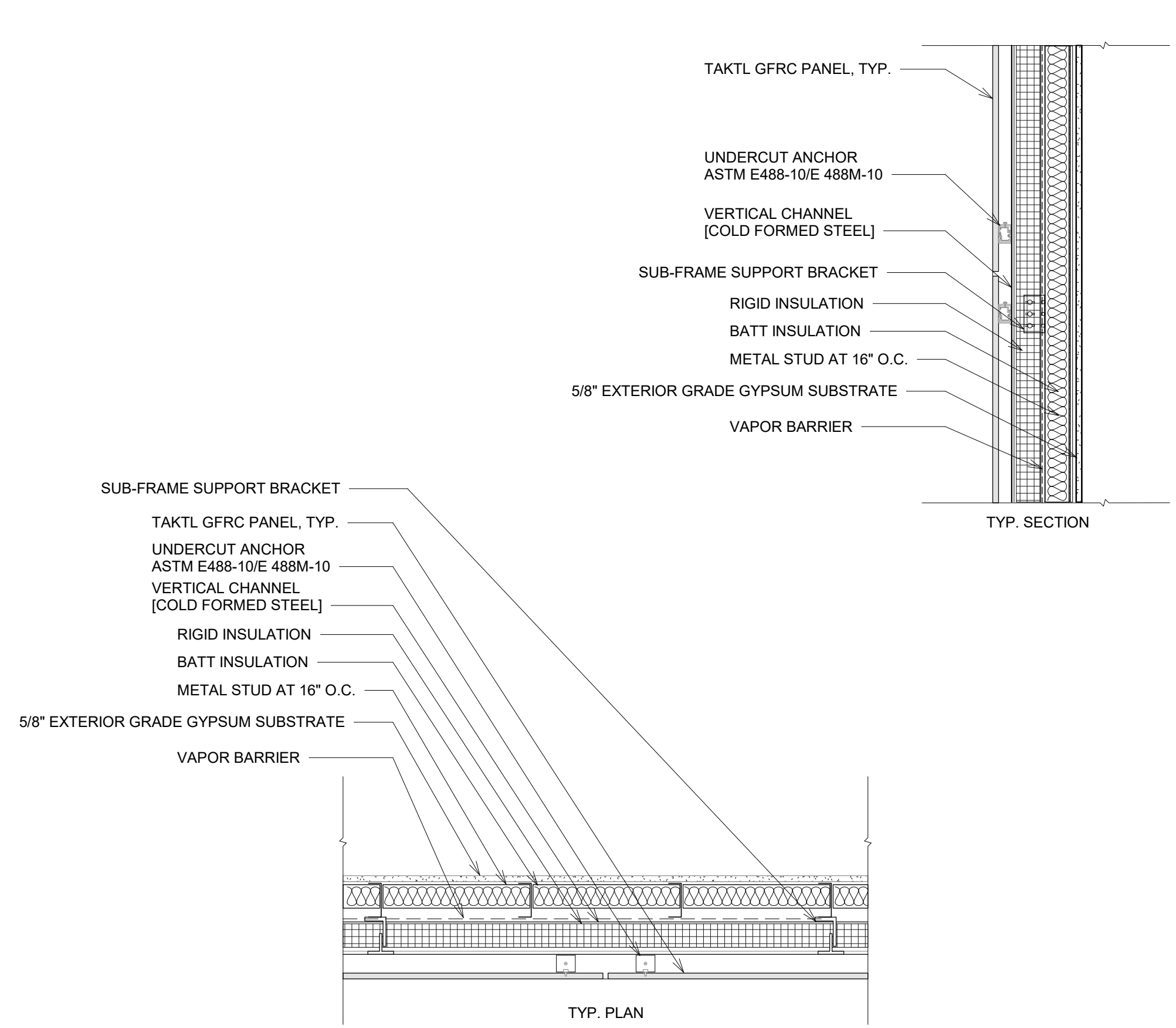
ELEVATED STATES

ISSUANCE		
NO.	DESCRIPTION	DATE
1	SCHEMATIC DESIGN	09.18.2018
2	DESIGN DEVELOPMENT	10.23.2018
3	CONSTRUCTION DOCUMENTS	11.27.2018

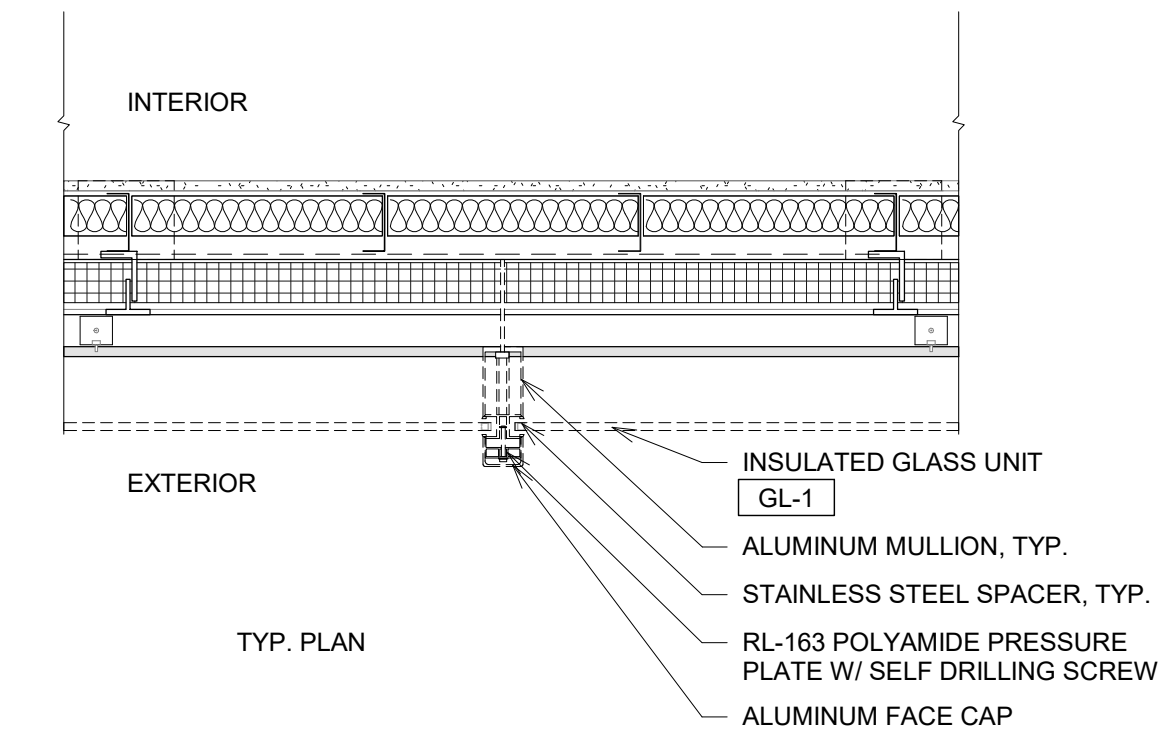


F201A
FACADE SYSTEM 2

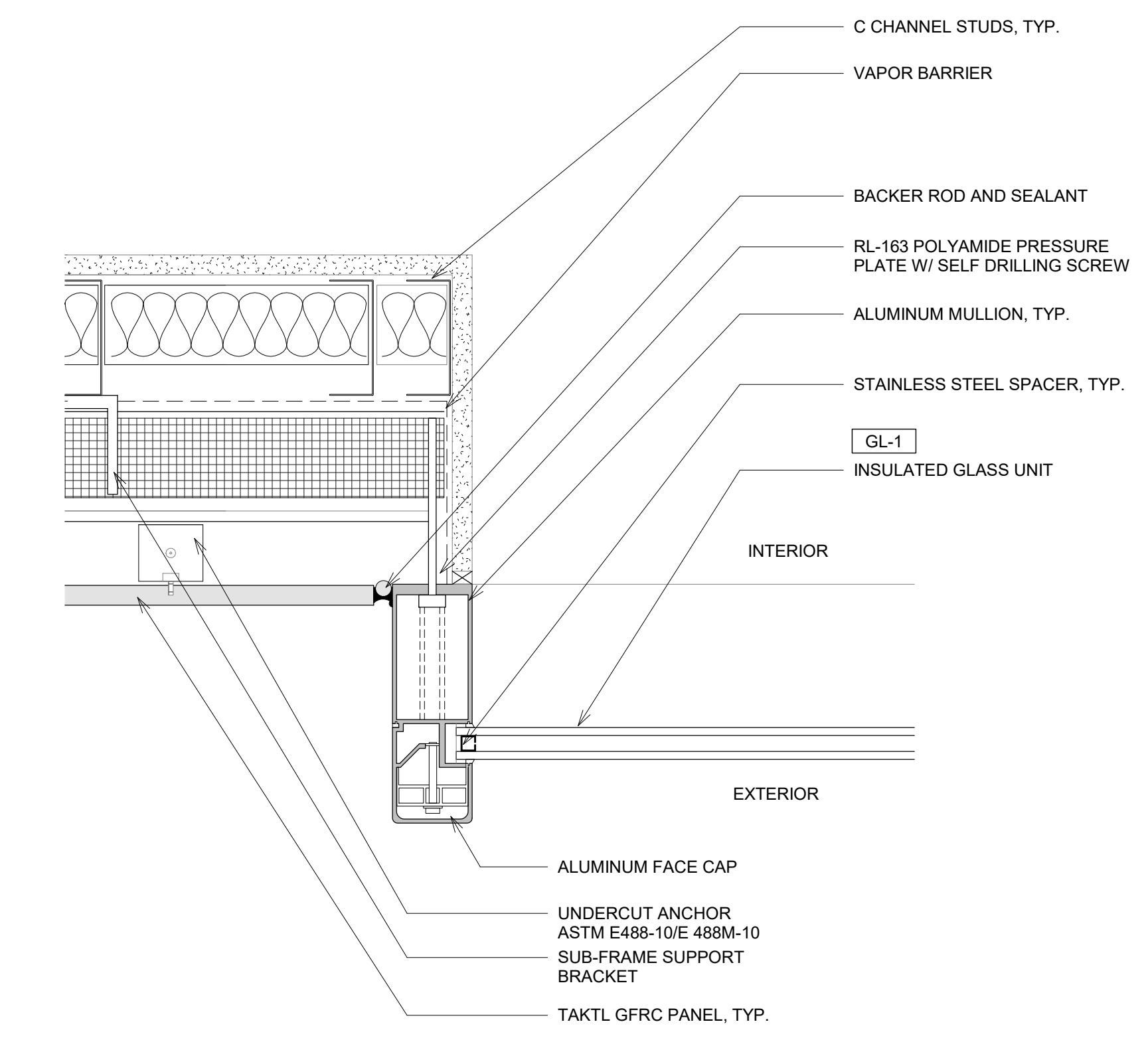
11/27/2018
11:55:57 AM



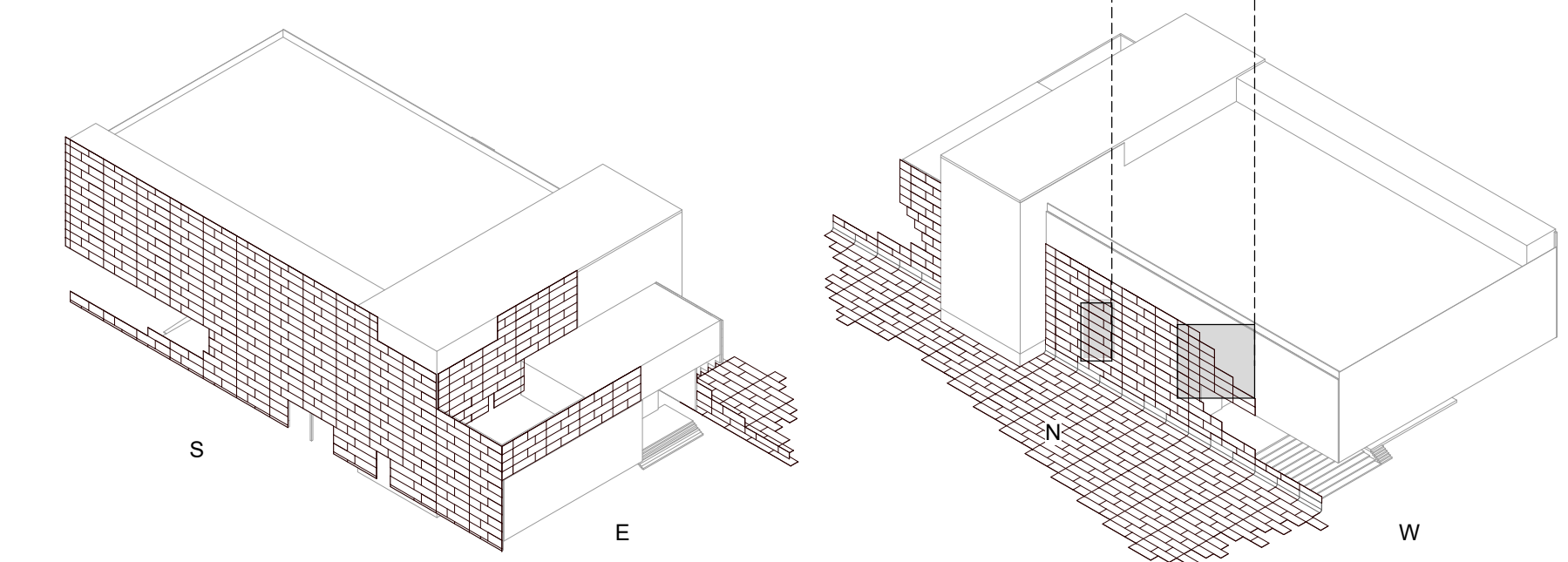
① CONCRETE PANEL DETAIL
1" = 1'-0"



③ *CONCRETE PANEL + CURTAIN WALL
EXTENSION DETAIL
1" = 1'-0"



④ *CURTAINWALL TO FACADE SYSTEM 2
(EXTENSION)
3" = 1'-0"



PINK FLAMINGOS
WILLIAM ANDERSON
REBECCA GREENBERG
JACOB GULINSON
IAN LEE

ARCHITECTURAL CONSULTANT
CLEMENTINA RUGGIERI, SPACE 4 ARCHITECTS
CR@4ARCH.COM

MEP ENGINEER
JONCE WALKER, THORNTON TOMASETTI
JWALKER@THORNTONTOMASETTI.COM

STRUCTURAL ENGINEER
JASON STONE, LERA
JASON.STONE@LERA.COM

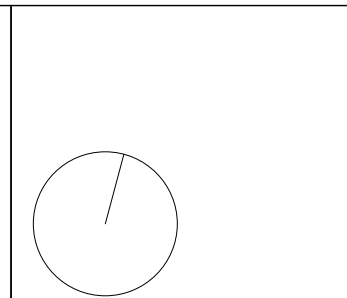
ENCLOSURE CONSULTANT
RYAN DONAGHY, SHOP
DONAGHYR@GMAIL.COM

GSAPP

ELEVATED STATES

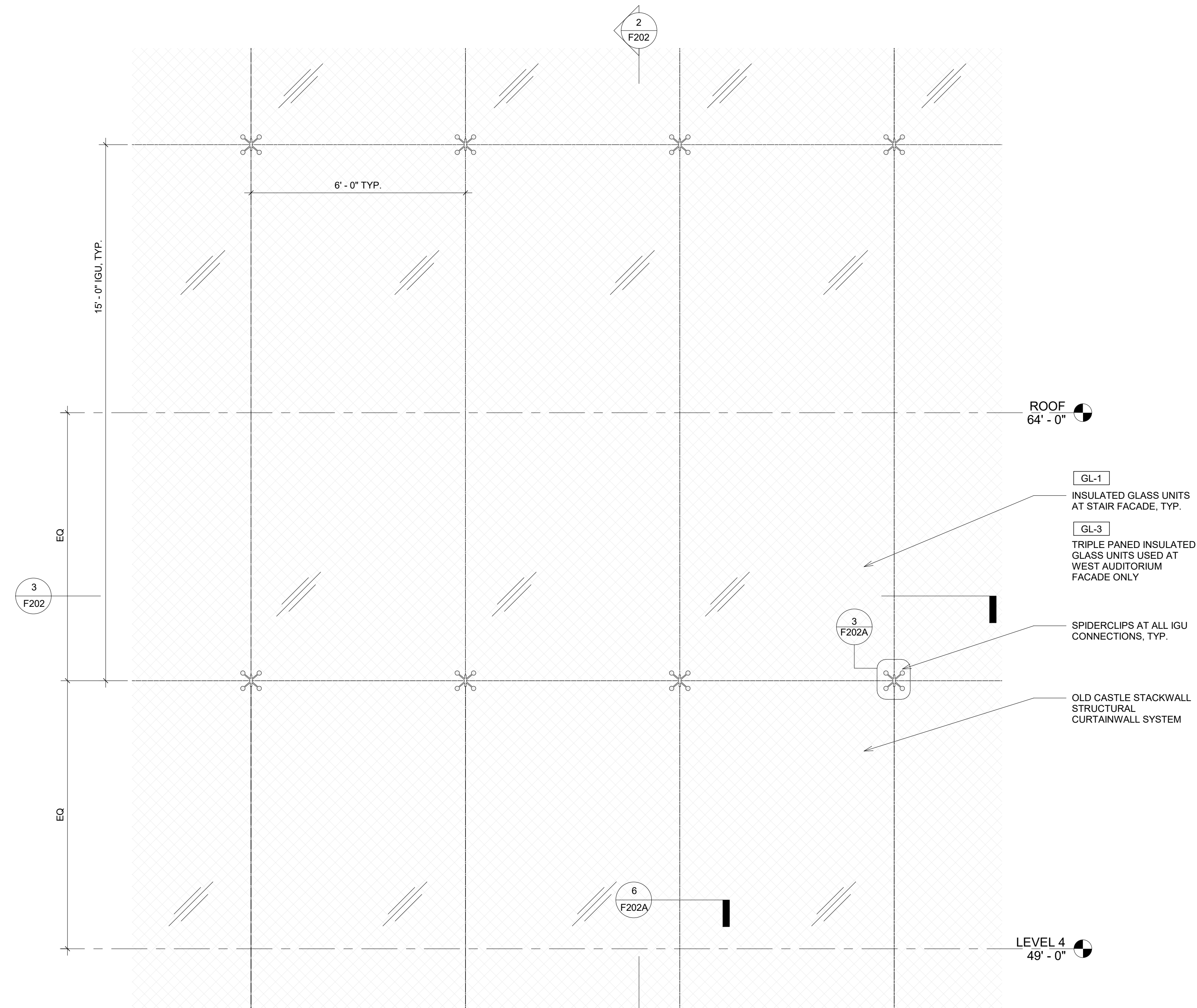
ISSUANCE

NO.	DESCRIPTION	DATE
1	SCHEMATIC DESIGN	09.18.2018
2	DESIGN DEVELOPMENT	10.23.2018
3	CONSTRUCTION DOCUMENTS	11.27.2018

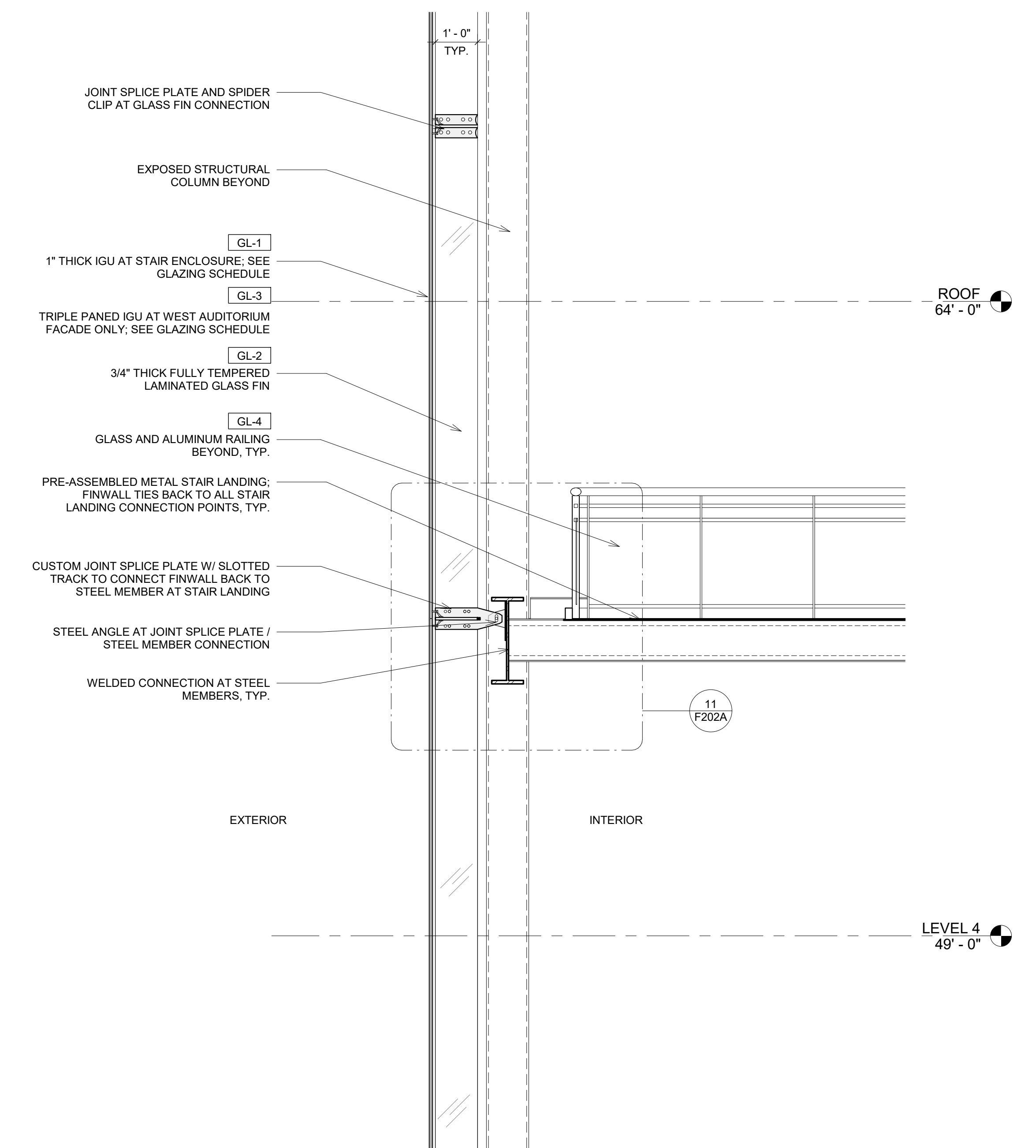


F201B
FACADE SYSTEM 2 - DETAILS

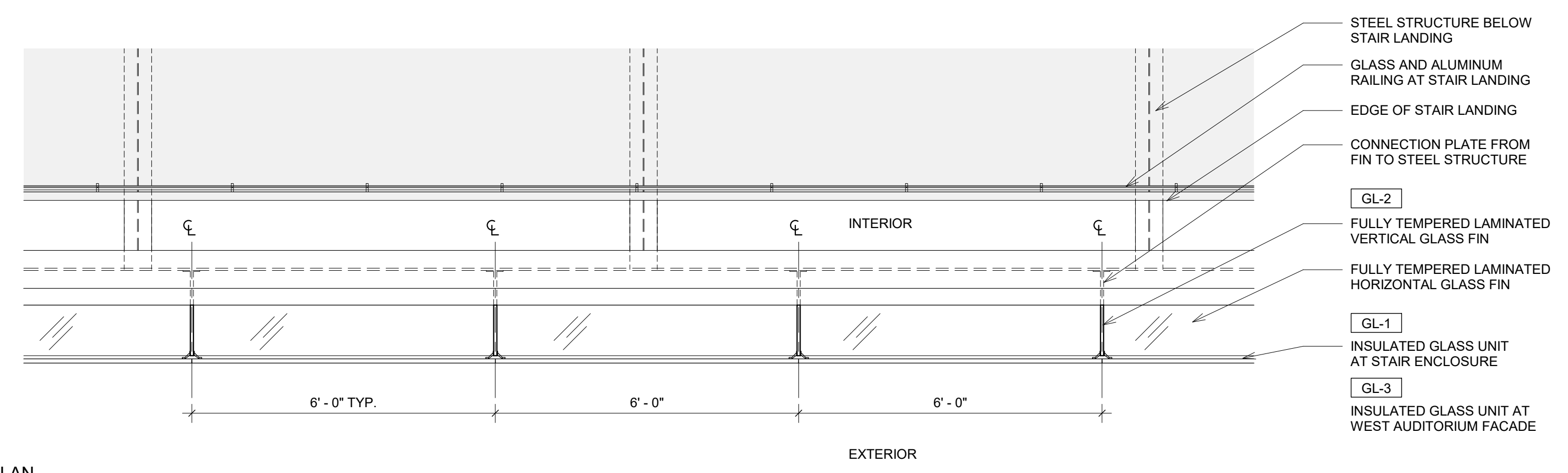
11/27/2018
12:26:10 PM



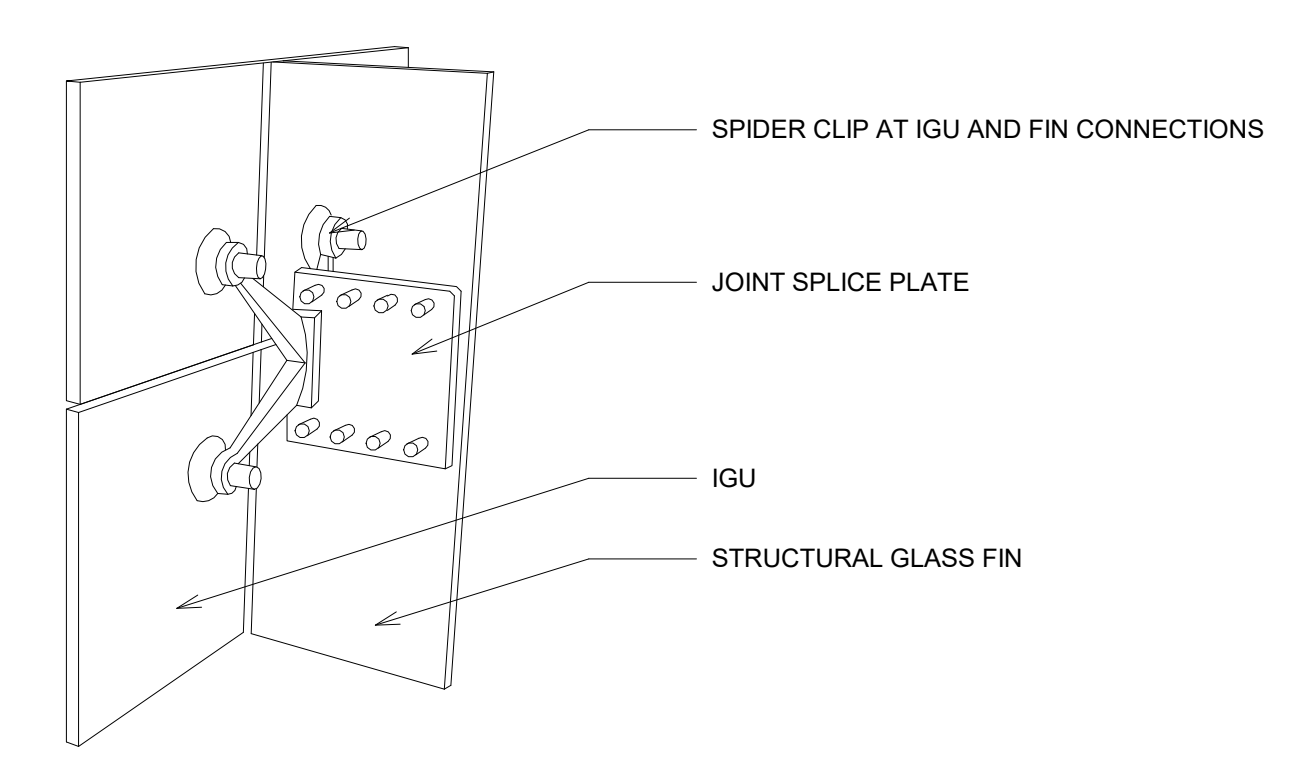
1 STACKWALL CURTAINWALL SYSTEM
1/2" = 1'-0"




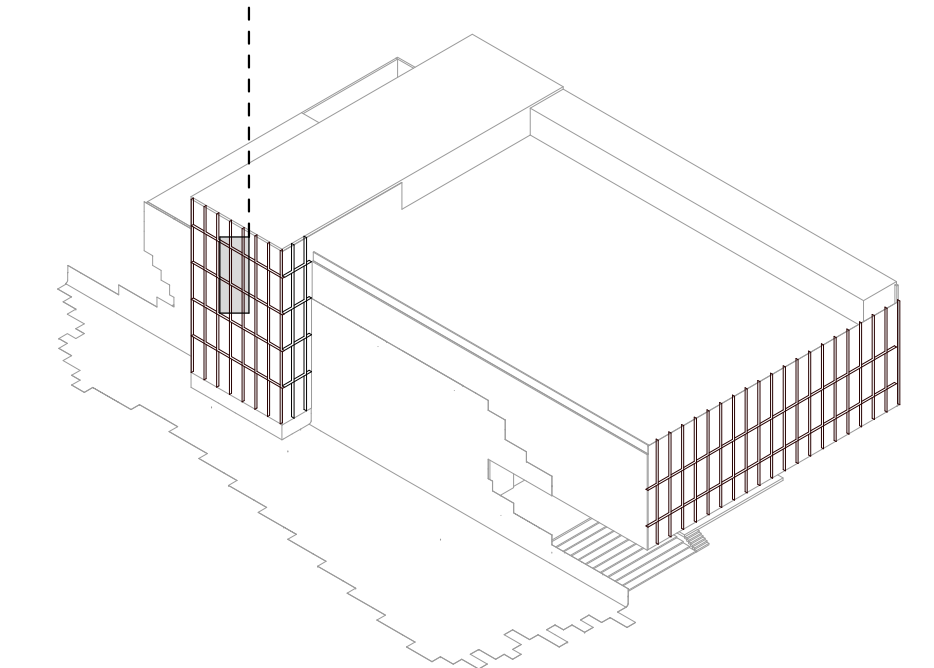
2 STACKWALL SECTION
1/2" = 1'-0"



3 STACKWALL PLAN
1/2" = 1'-0"



4 SPIDER CLIP
1/2" = 1'-0"



PINK FLAMINGOS
 WILLIAM ANDERSON
 REBECCA GREENBERG
 JACOB GULINSON
 IAN LEE

ARCHITECTURAL CONSULTANT
 CLEMENTINA RUGGIERI, SPACE 4 ARCHITECTS
 CR@4ARCH.COM

MEP ENGINEER
 JONCE WALKER, THORNTON TOMASETTI
 JWALKER@THORNTONTOMASETTI.COM

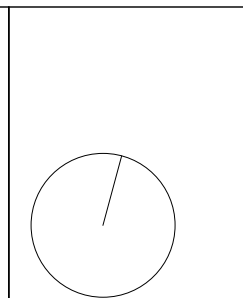
STRUCTURAL ENGINEER
 JASON STONE, LERA
 JASON.STONE@LERA.COM

ENCLOSURE CONSULTANT
 RYAN DONAGHY, SHOP
 DONAGHYR@GMAIL.COM

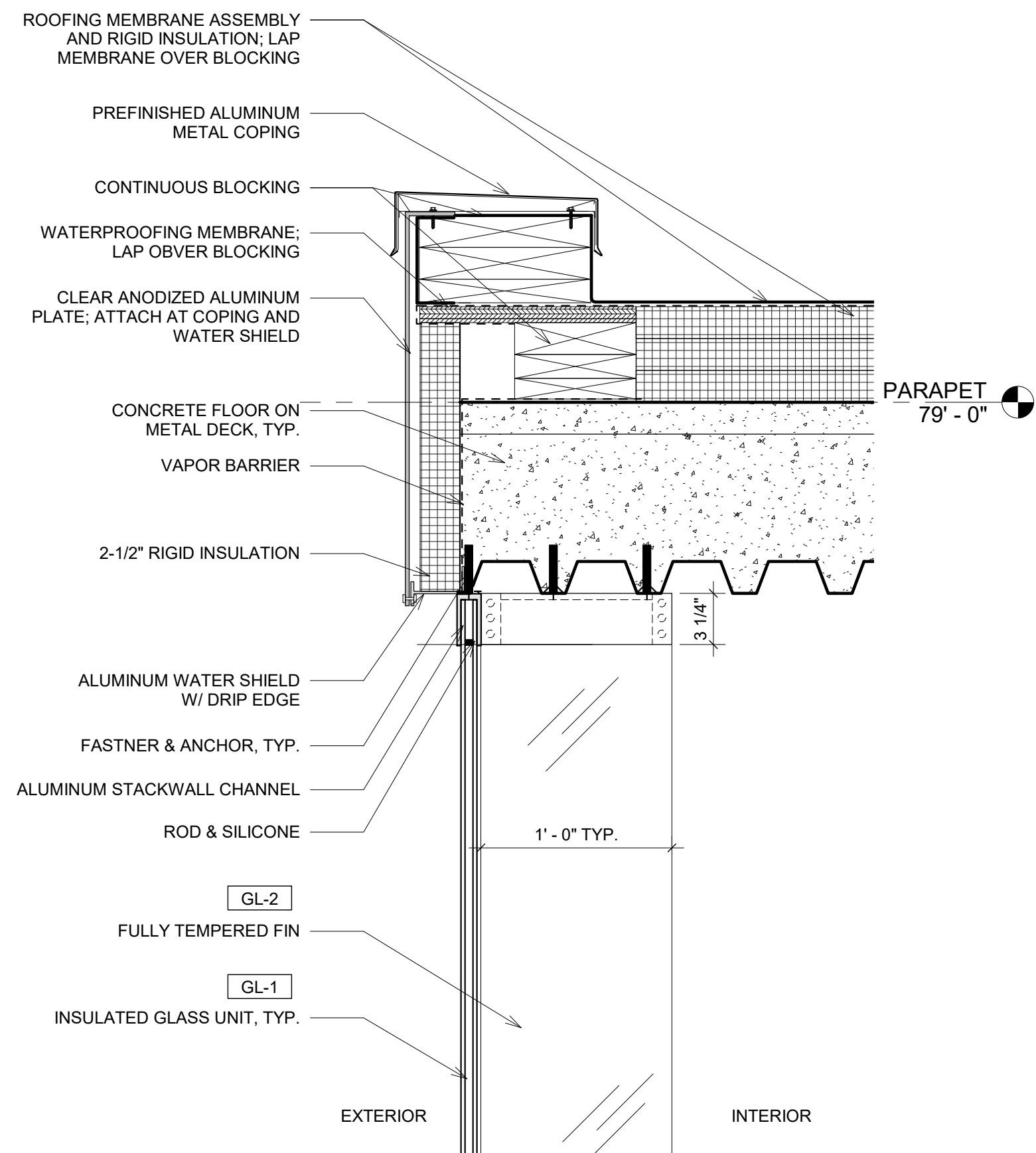
GSAPP **ELEVATED STATES**

ISSUANCE

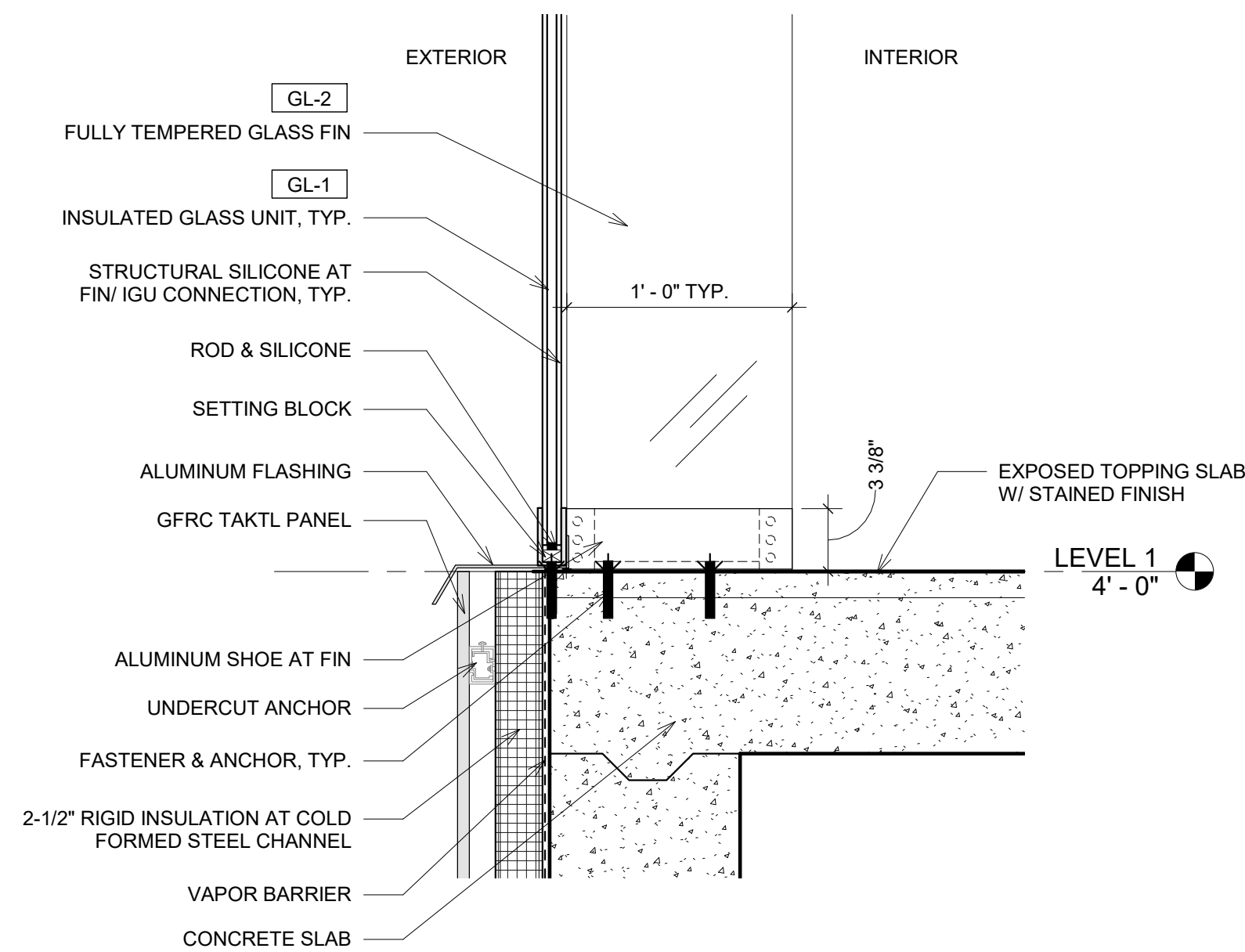
NO.	DESCRIPTION	DATE
1	SCHEMATIC DESIGN	09.18.2018
2	DESIGN DEVELOPMENT	10.23.2018
3	CONSTRUCTION DOCUMENTS	11.27.2018



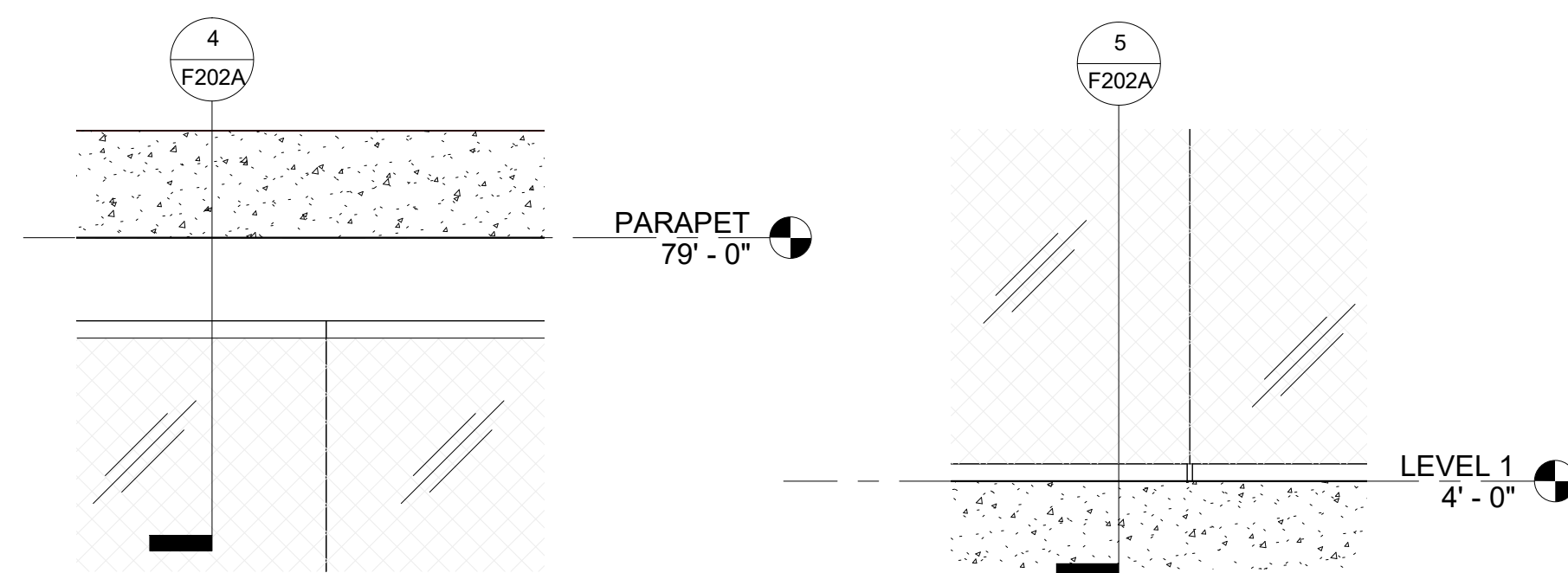
F202
FACADE SYSTEM 3



4 STACKWALL - HEAD DETAIL
1 1/2" = 1'-0"

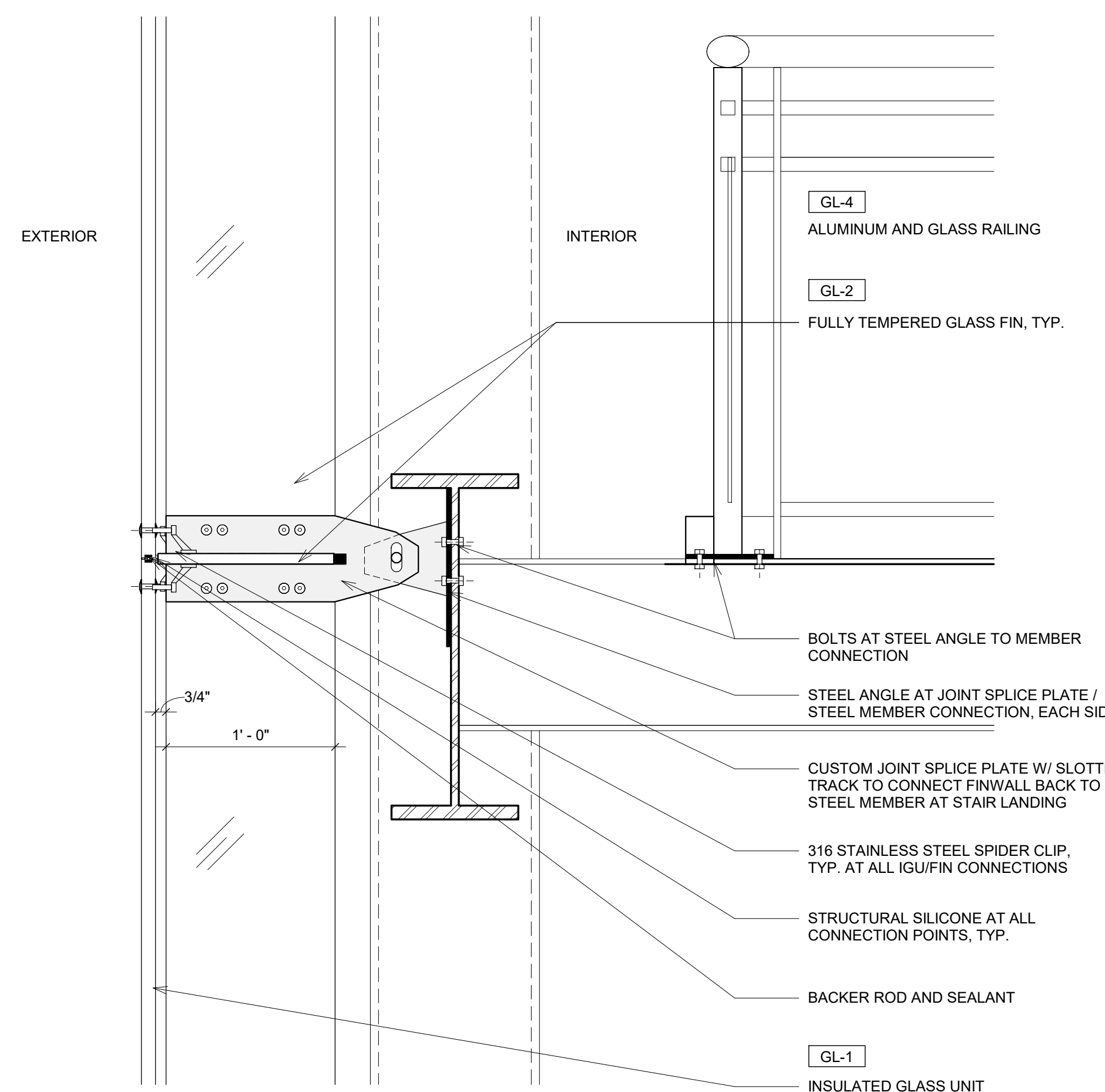


5 STACKWALL - SILL DETAIL
1 1/2" = 1'-0"

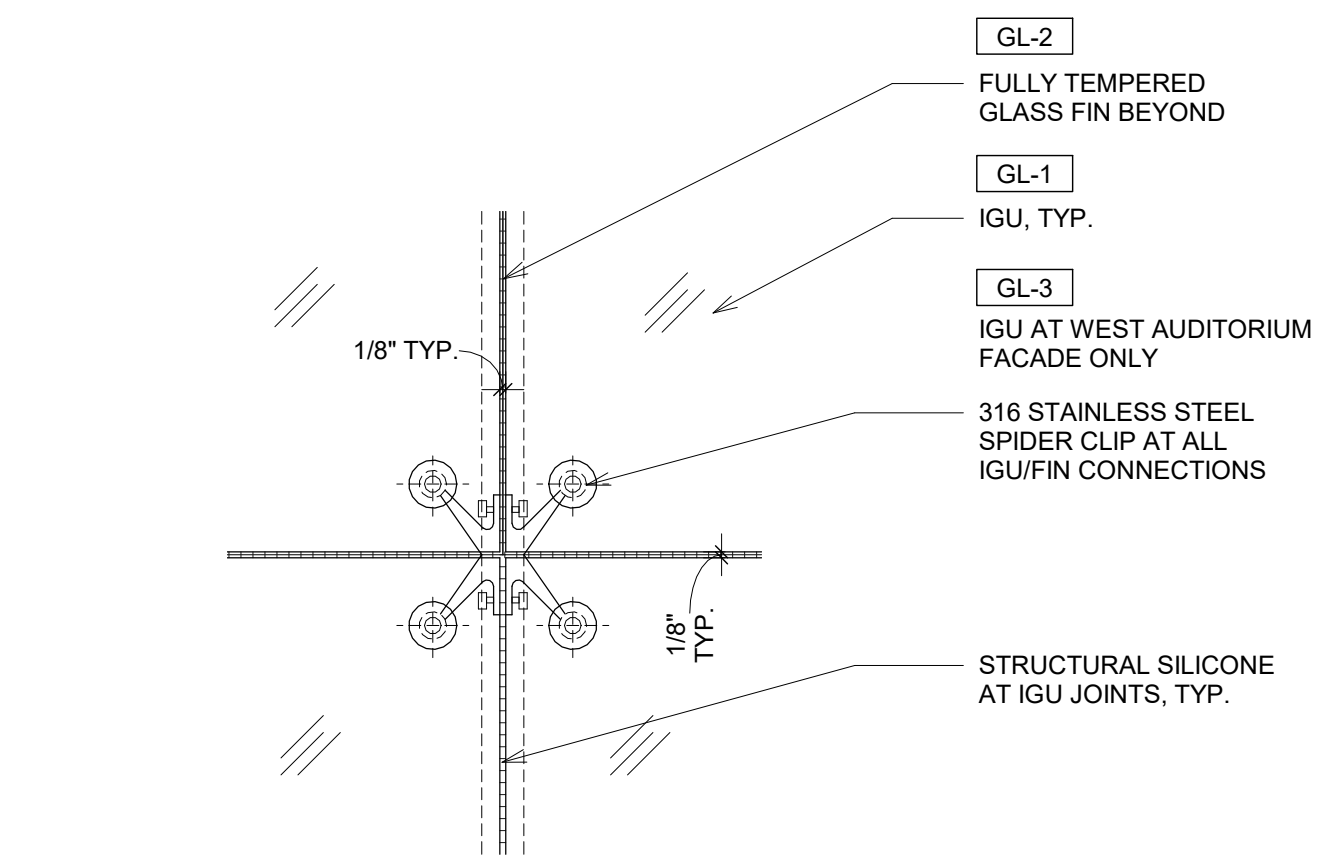


1 STACKWALL - ROOF CONNECTION
1/2" = 1'-0"

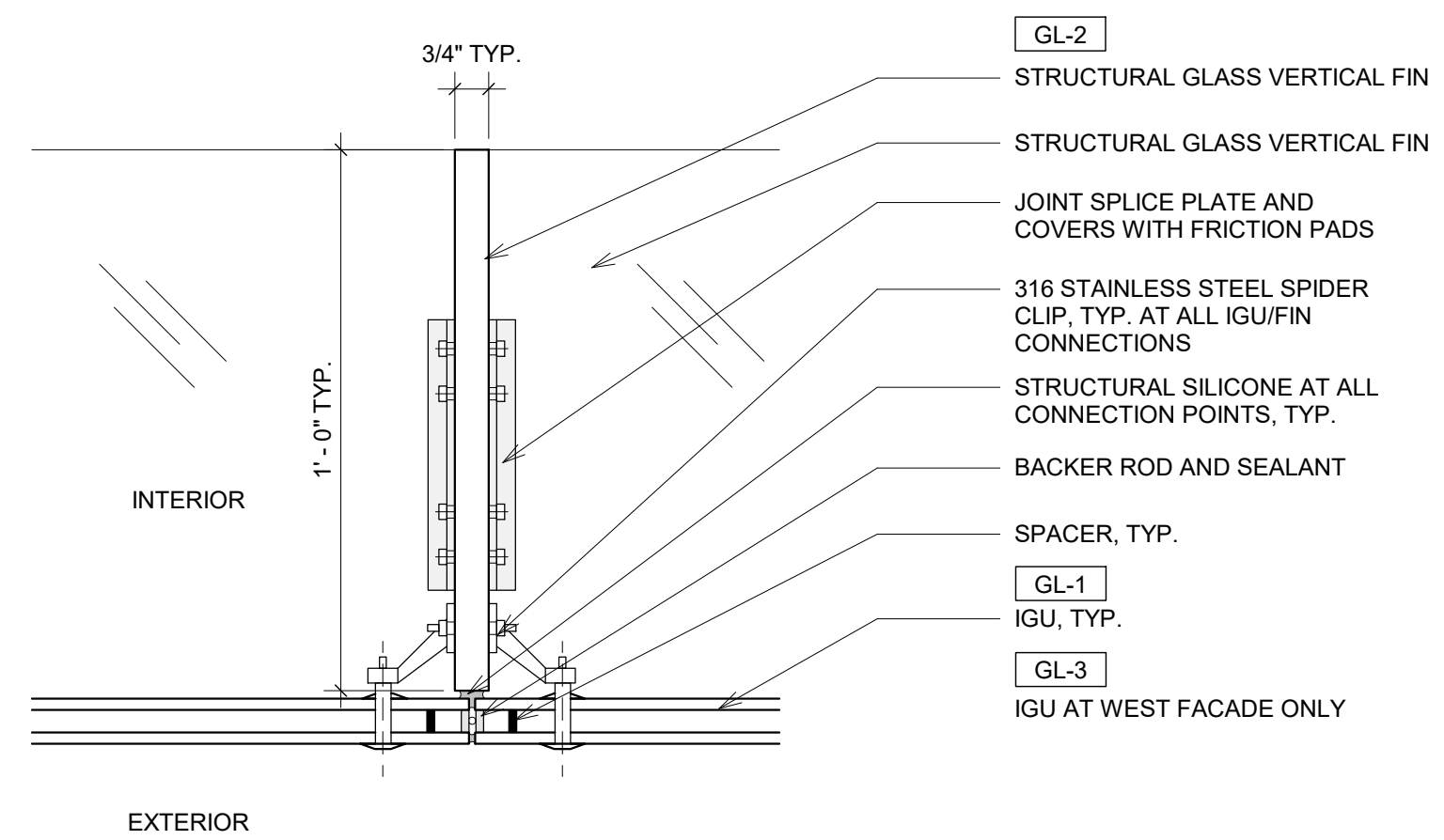
2 STACKWALL - FLOOR CONNECTION
1/2" = 1'-0"



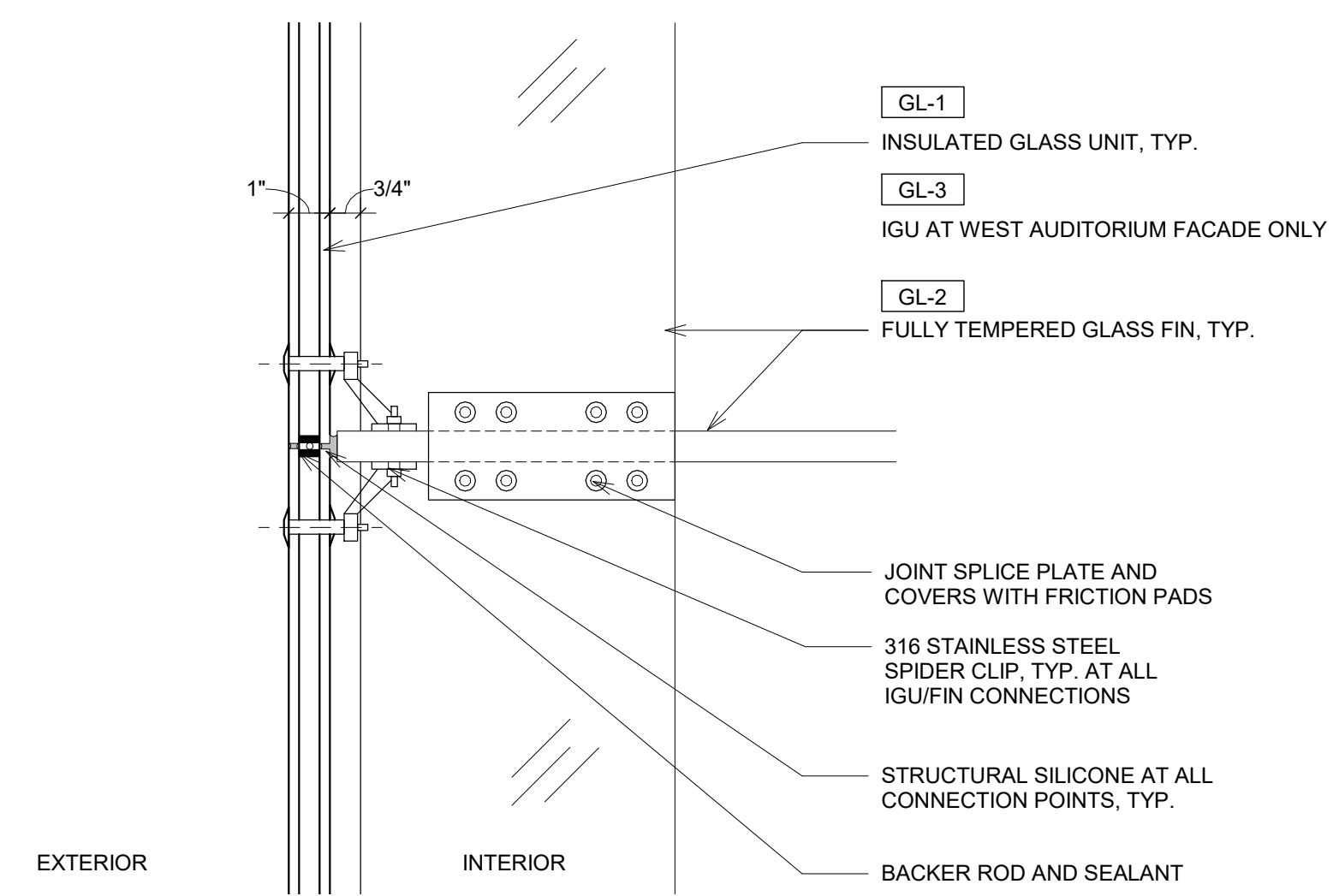
11 STACKWALL - STAIR CONNECTION
1 1/2" = 1'-0"



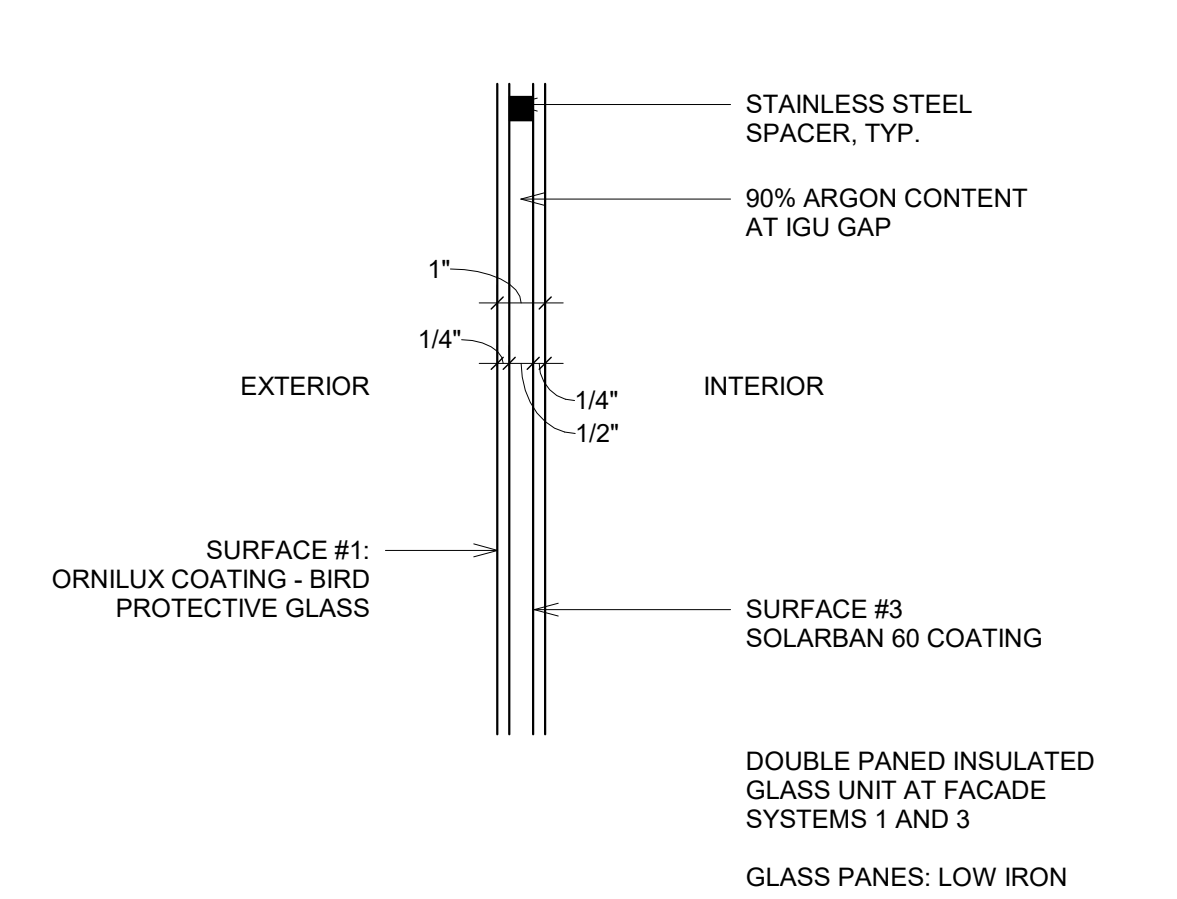
3 ELEVATION CONNECTION DETAIL, TYP.
3" = 1'-0"



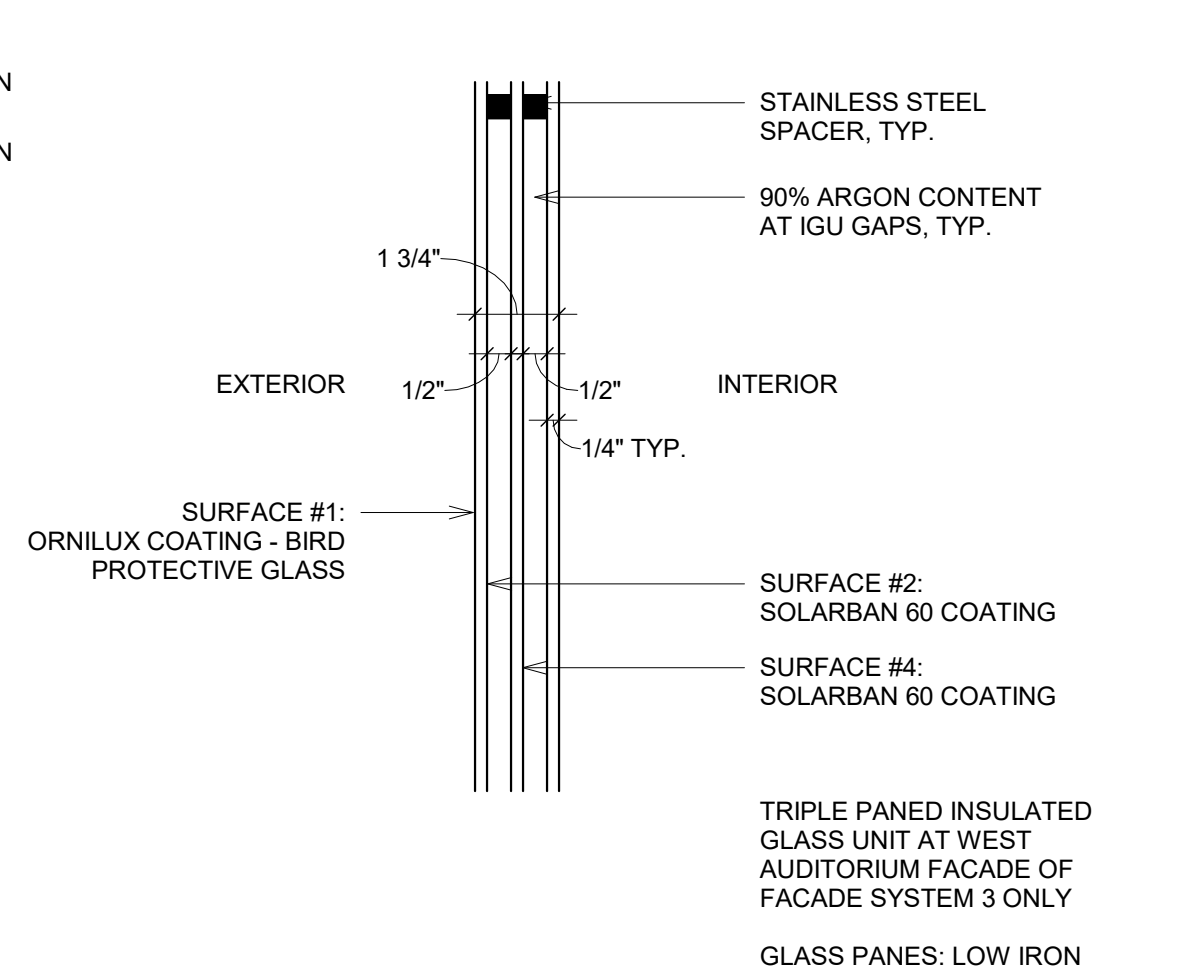
6 PLAN CONNECTION DETAIL, TYP.
3" = 1'-0"



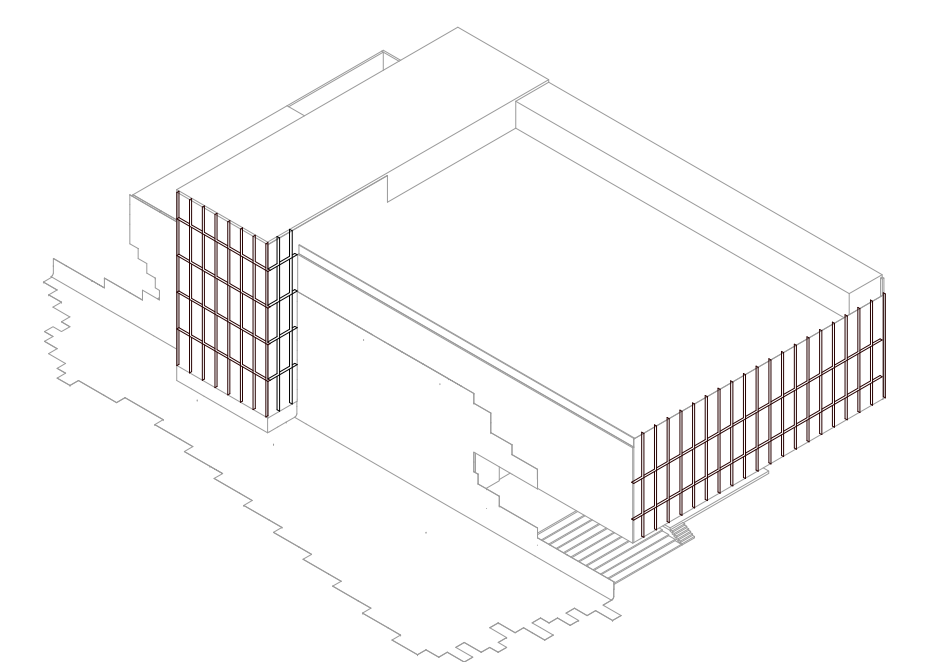
7 SECTION CONNECTION DETAIL, TYP.
3" = 1'-0"



8 IGU - GLASS TYPE 1
3" = 1'-0"



9 IGU - GLASS TYPE 3
3" = 1'-0"



PINK FLAMINGOS

WILLIAM ANDERSON
REBECCA GREENBERG
JACOB GULINSON
IAN LEE

ARCHITECTURAL CONSULTANT

CLEMENTINA RUGGIERI, SPACE 4 ARCHITECTS
CR@4ARCH.COM

MEP ENGINEER

JONCE WALKER, THORNTON TOMASETTI
JWALKER@THORNTONTOMASETTI.COM

STRUCTURAL ENGINEER

JASON STONE, LERA
JASON.STONE@LERA.COM

ENCLOSURE CONSULTANT

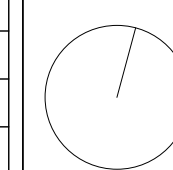
RYAN DONAGHY, SHOP
DONAGHYR@GMAIL.COM

GSAPP

ELEVATED STATES

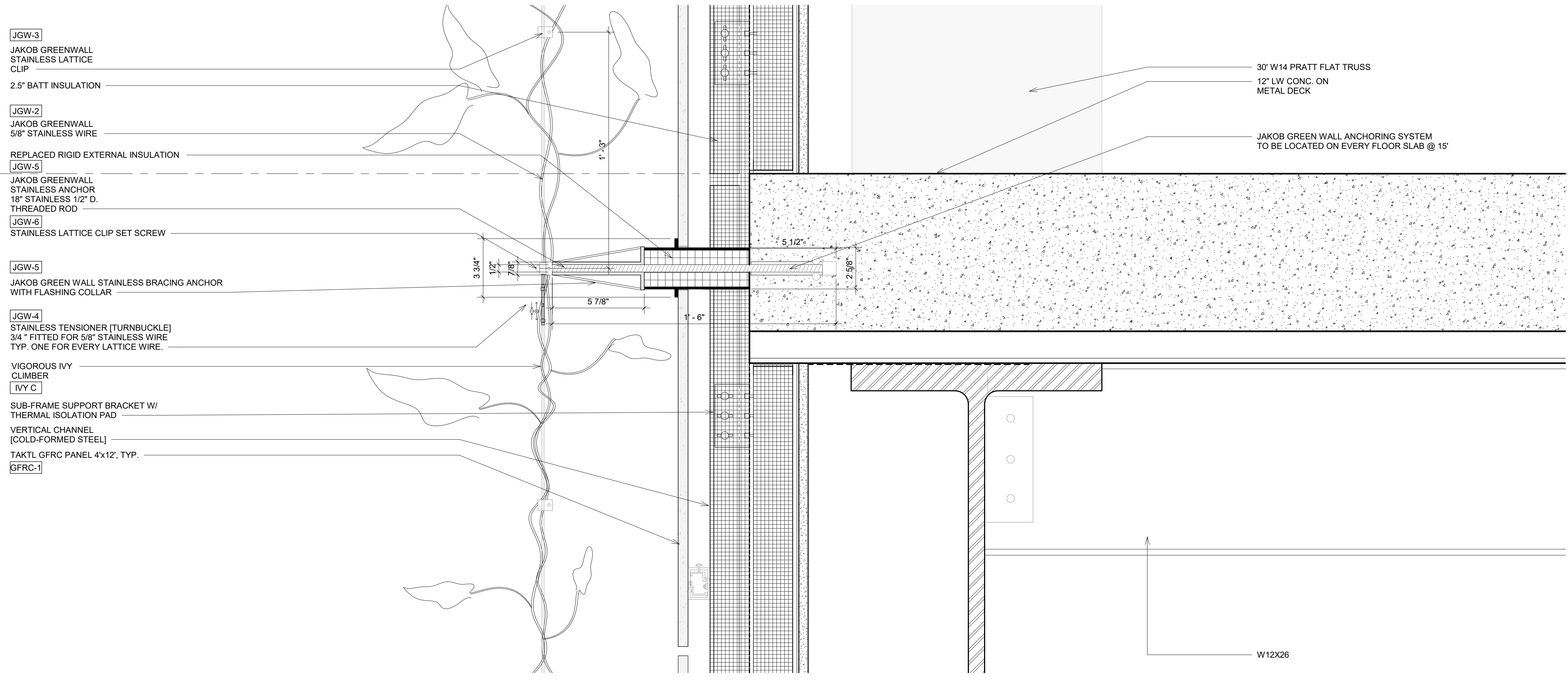
ISSUANCE

NO.	DESCRIPTION	DATE
1	SCHEMATIC DESIGN	09.18.2018
2	DESIGN DEVELOPMENT	10.23.2018
3	CONSTRUCTION DOCUMENTS	11.27.2018



**F202A
FACADE SYSTEM 3 - DETAILS**

11/26/2018
7:08:20 PM



JGW-3
 JAKOB GREENWALL
 STAINLESS LATTICE
 CLIP

2.5" BATT INSULATION

JGW-2
 JAKOB GREENWALL
 5/8" STAINLESS WIRE

REPLACED RIGID EXTERNAL INSULATION

JGW-5
 JAKOB GREENWALL
 STAINLESS ANCHOR
 1/2" STAINLESS 1/2" D.
 THREADED ROD

JGW-6
 STAINLESS LATTICE CLIP SET SCREW

JGW-5
 JAKOB GREEN WALL STAINLESS BRACING ANCHOR
 WITH FLASHING COLLAR

JGW-4
 STAINLESS TENSIONER (TURNBUCKLE)
 3/4" FITTED FOR 5/8" STAINLESS WIRE
 TYP. ONE FOR EVERY LATTICE WIRE.

VIGOROUS IVY
 CLIMBER

IVY C
 SUB-FRAME SUPPORT BRACKET W/
 THERMAL ISOLATION PAD

VERTICAL CHANNEL
 [COLD-FORMED STEEL]

TAKTL GFRC PANEL 4x12', TYP.


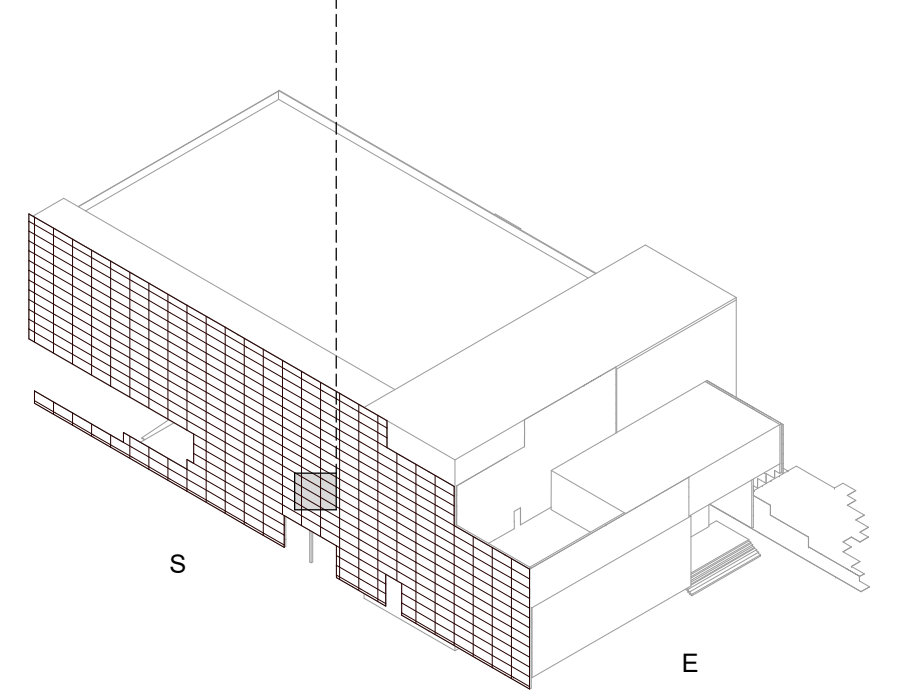
GFRC-1

30" W14 PRATT FLAT TRUSS
 12" LW CONC. ON
 METAL DECK

JAKOB GREEN WALL ANCHORING SYSTEM
 TO BE LOCATED ON EVERY FLOOR SLAB @ 15'

LEVEL 3
 34' - 0"

JAKOB GREENWALL SECTION DETAIL
 1
 3" = 1'-0"



PINK FLAMINGOS
 ARCHITECTURAL CONSULTANT
 WILLIAM ANDERSON
 REBECCA GREENBERG
 JACOB GULINSON
 IAN LEE

MEP ENGINEER
 JONCE WALKER, THORNTON TOMASETTI
 JWALKER@THORNTONTOMASETTI.COM

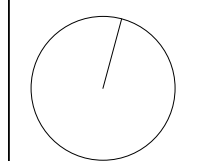
STRUCTURAL ENGINEER
 JASON STONE, LERA
 JASON.STONE@LERA.COM

ENCLOSURE CONSULTANT
 RYAN DONAGHY, SHOP
 DONAGHYR@GMAIL.COM

GSAPP


**ELEVATED
 STATES**

ISSUANCE		
NO.	DESCRIPTION	DATE
1	SCHEMATIC DESIGN	09.18.2018
2	DESIGN DEVELOPMENT	10.23.2018
3	CONSTRUCTION DOCUMENTS	11.27.2018

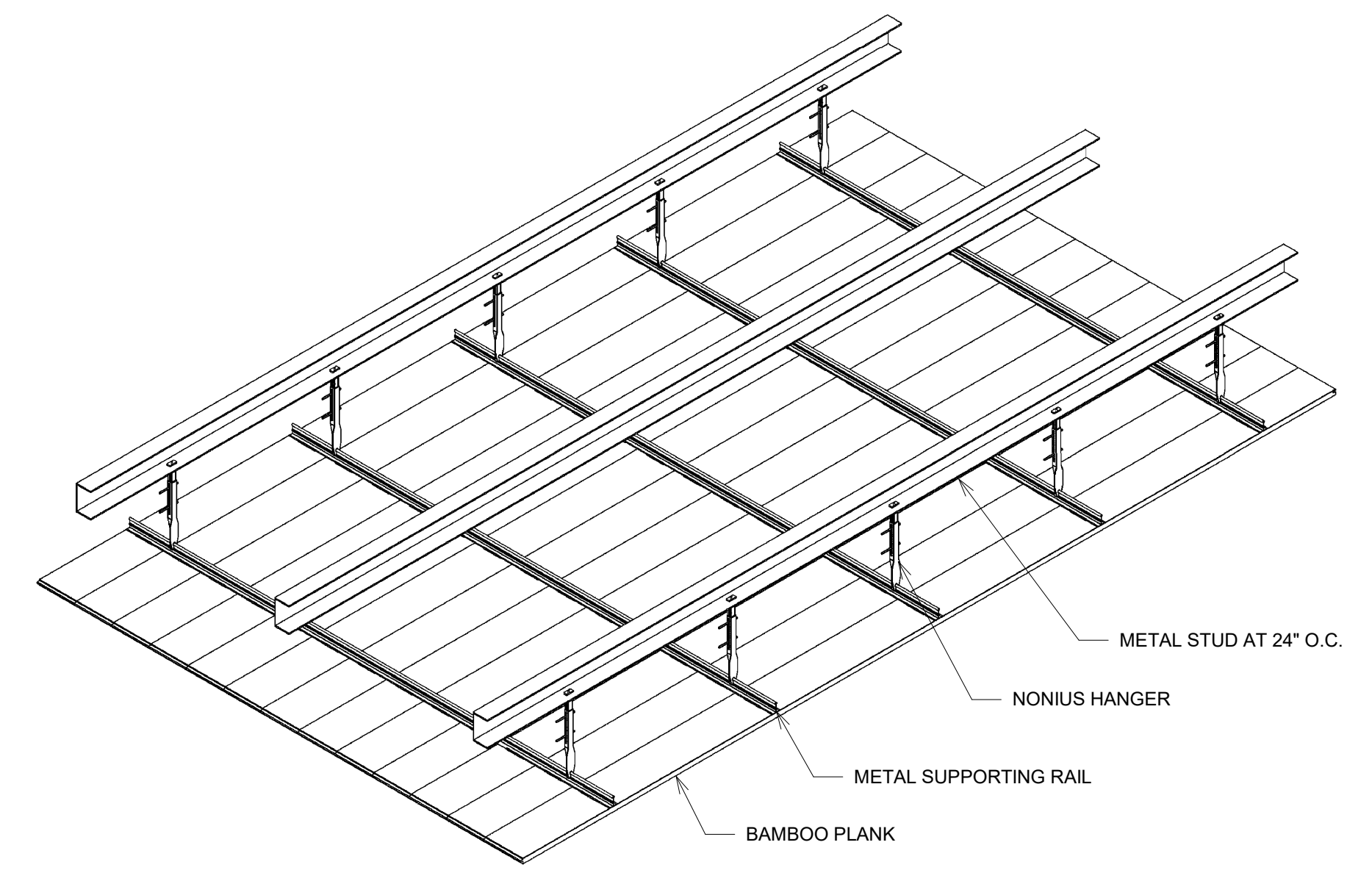


F203A
FACADE SYSTEM 4 - DETAILS

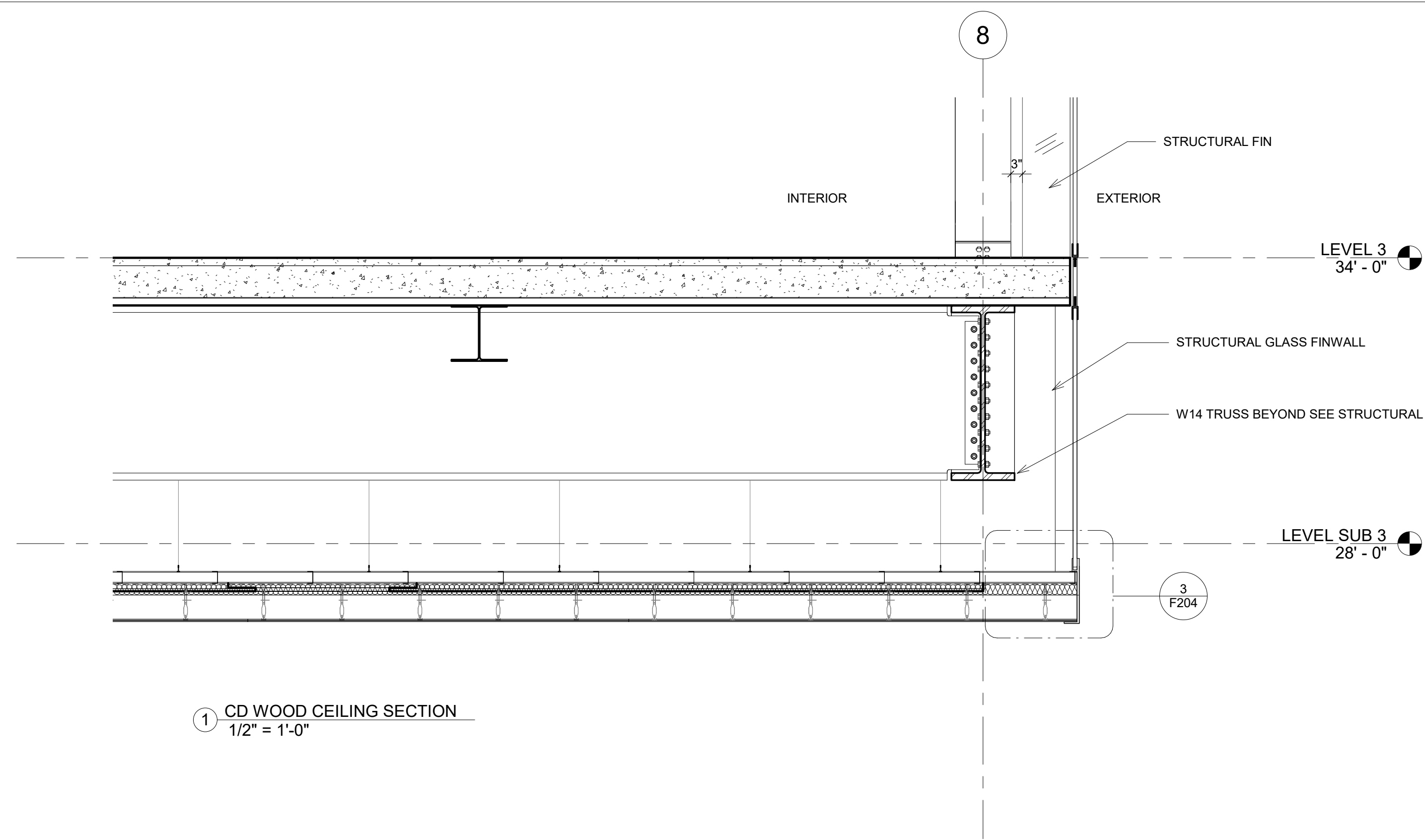
11/25/2018
 5:21:49 PM



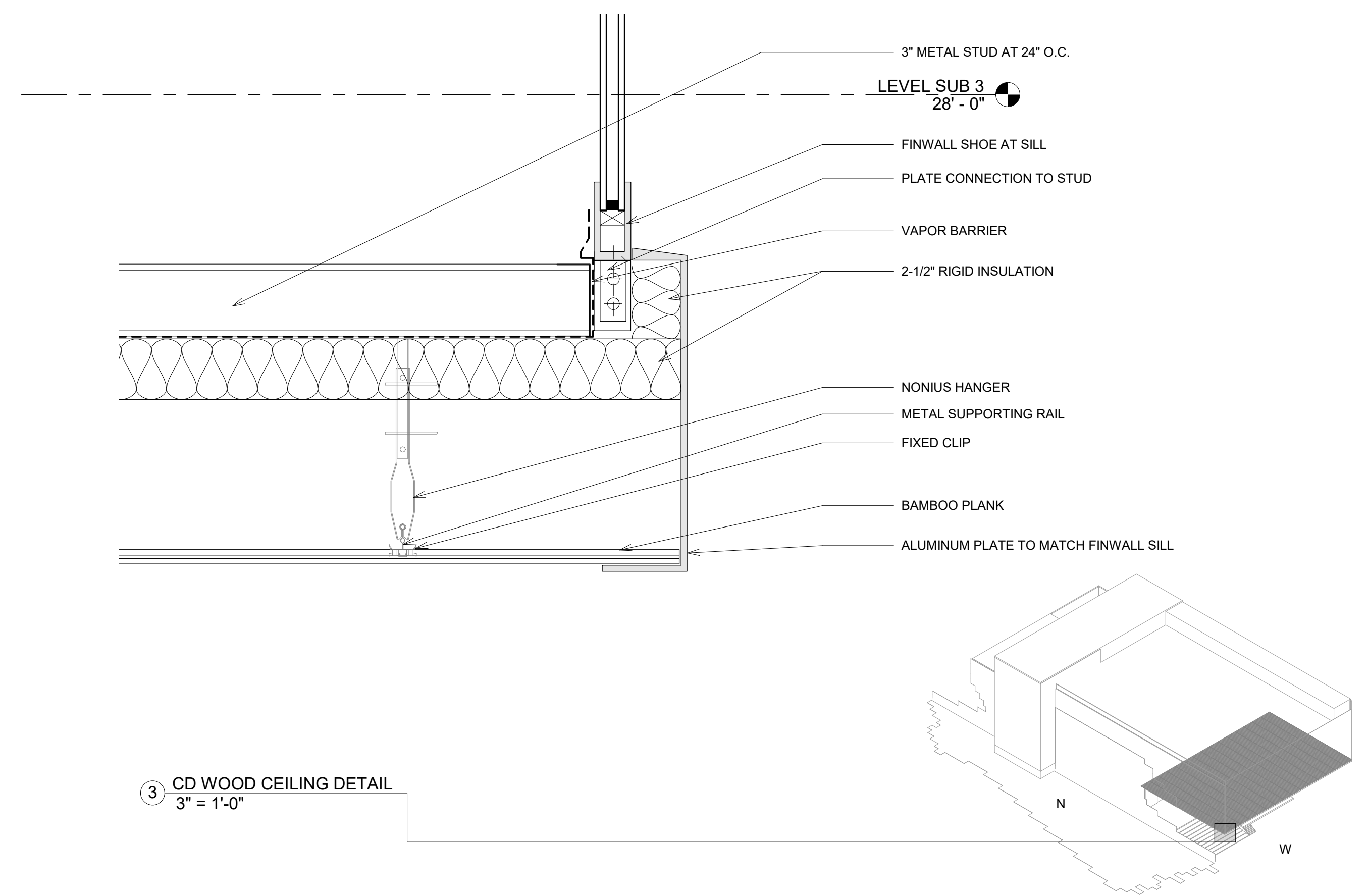
2 LEVEL 2 RCP CALLOUT
1/2" = 1'-0"



METAL STUD AT 24" O.C.
NONIUS HANGER
METAL SUPPORTING RAIL
BAMBOO PLANK



1 CD WOOD CEILING SECTION
1/2" = 1'-0"



3 CD WOOD CEILING DETAIL
3" = 1'-0"



PINK FLAMINGOS

WILLIAM ANDERSON
REBECCA GREENBERG
JACOB GULINSON
IAN LEE

ARCHITECTURAL CONSULTANT

CLEMENTINA RUGGIERI, SPACE 4 ARCHITECTS
CR@4ARCH.COM

MEP ENGINEER

JONCE WALKER, THORNTON TOMASETTI
JWALKER@THORNTONTOMASETTI.COM

STRUCTURAL ENGINEER

JASON STONE, LERA
JASON.STONE@LERA.COM

ENCLOSURE CONSULTANT

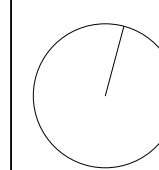
RYAN DONAGHY, SHOP
DONAGHYR@GMAIL.COM

GSAPP

ELEVATED STATES

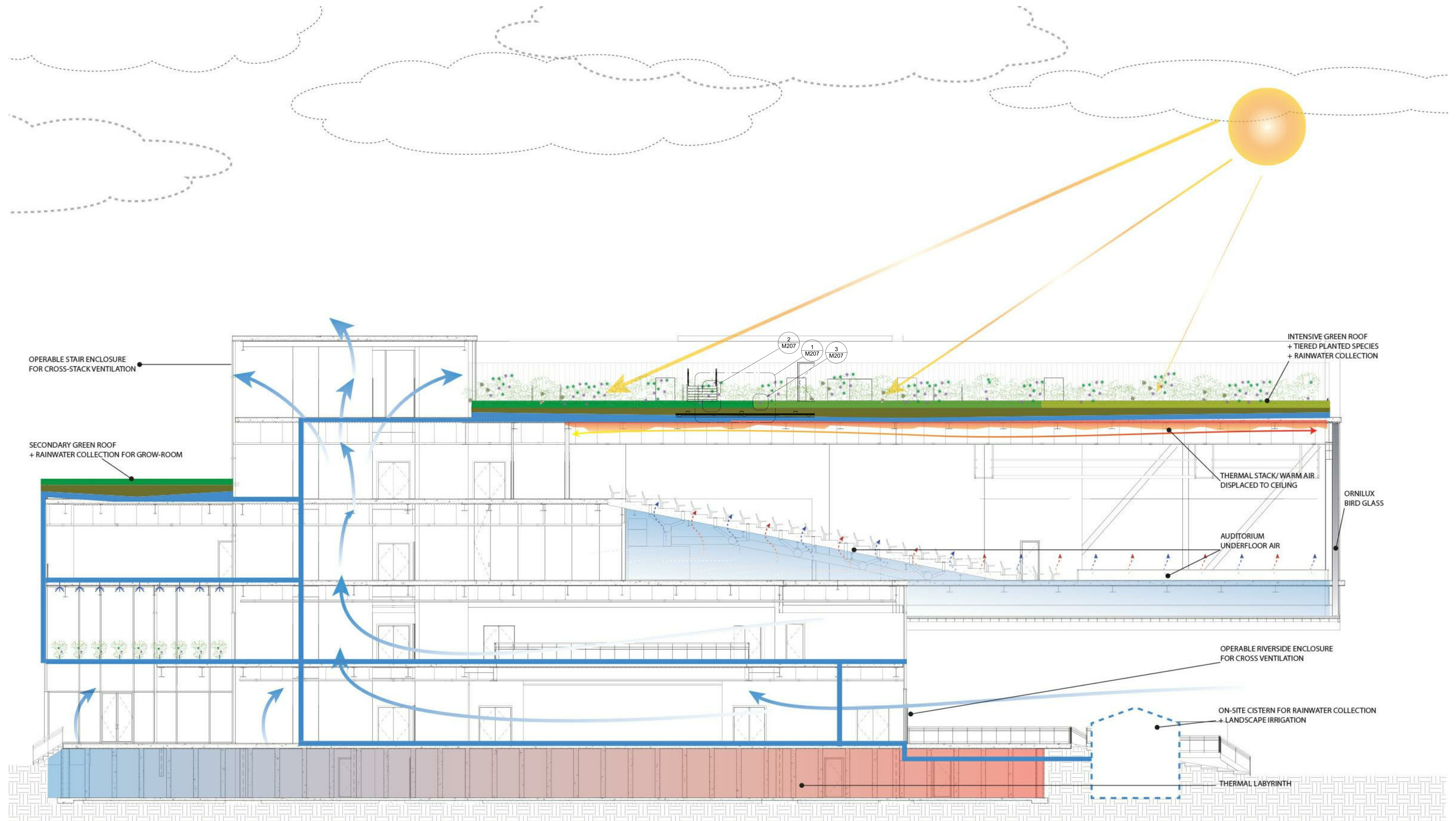
ISSUANCE

NO.	DESCRIPTION	DATE
1	SCHEMATIC DESIGN	09.18.2018
2	DESIGN DEVELOPMENT	10.23.2018
3	CONSTRUCTION DOCUMENTS	11.27.2018



**F204
FACADE SYSTEM 5**

11/26/2018
7:55:59 PM



PINK FLAMINGOS
 WILLIAM ANDERSON
 REBECCA GREENBERG
 JACOB GULINSON
 IAN LEE


ARCHITECTURAL CONSULTANT
 CLEMENTINA RUGGIERI, SPACE 4 ARCHITECTS
 CR@4ARCH.COM
MEP ENGINEER
 JONCE WALKER, THORNTON TOMASETTI
 JWALKER@THORNTONTOMASETTI.COM

STRUCTURAL ENGINEER
 JASON STONE, LERA
 JASON.STONE@LERA.COM
ENCLOSURE CONSULTANT
 RYAN DONAGHY, SHOP
 DONAGHYR@GMAIL.COM

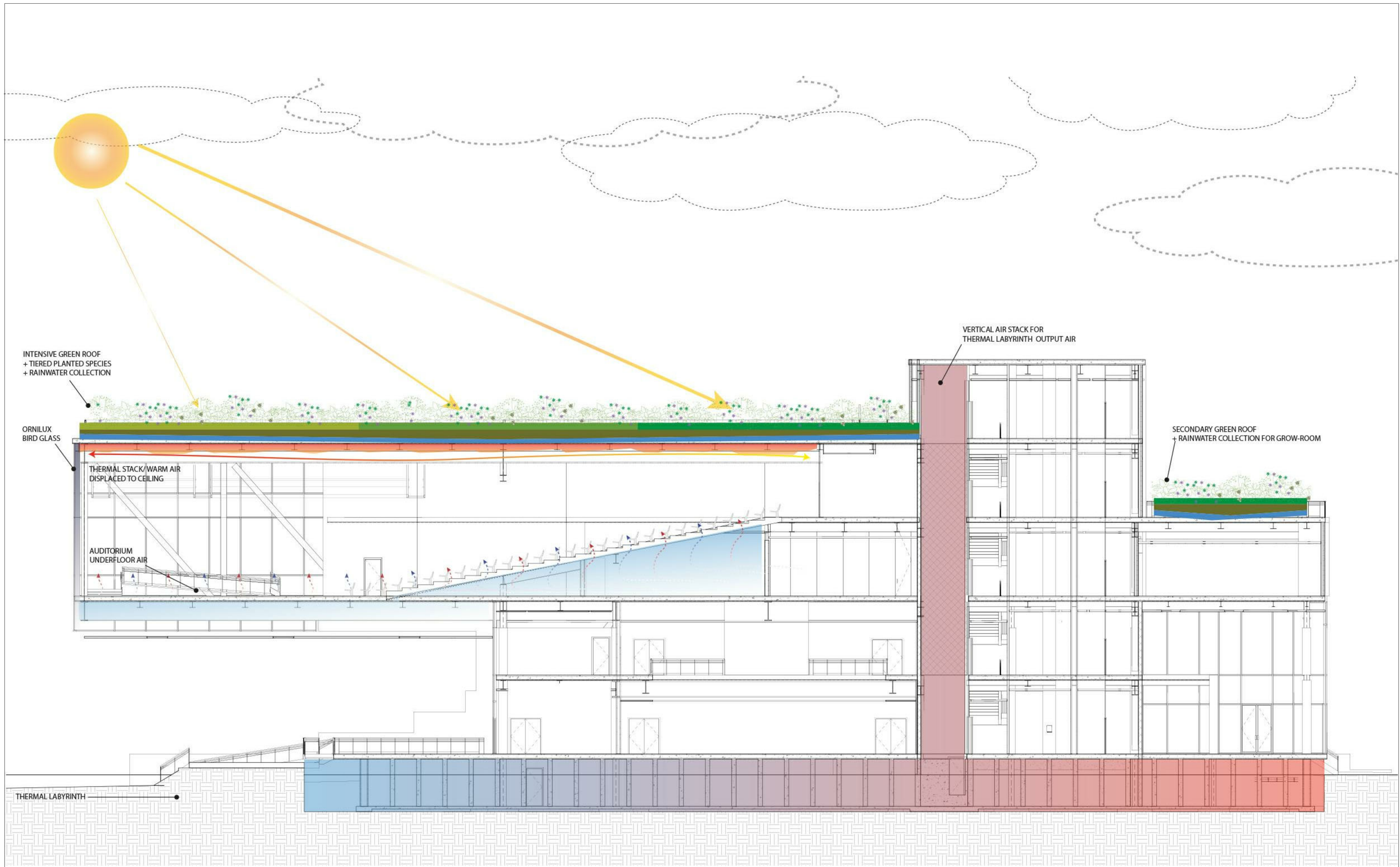
GSAPP
ELEVATED STATES

ISSUANCE

NO.	DESCRIPTION	DATE
1	SCHEMATIC DESIGN	09.18.2018
2	DESIGN DEVELOPMENT	10.23.2018
3	CONSTRUCTION DOCUMENTS	11.27.2018



M001
SUSTAINABILITY DIAGRAM



PINK FLAMINGOS

WILLIAM ANDERSON
REBECCA GREENBERG
JACOB GULINSON
IAN LEE

ARCHITECTURAL CONSULTANT
CLEMENTINA RUGGIERI, SPACE 4 ARCHITECTS
CR@4ARCH.COM

MEP ENGINEER
JONCE WALKER, THORNTON TOMASETTI
JWALKER@THORNTONTOMASETTI.COM

STRUCTURAL ENGINEER
JASON STONE, LERA
JASON.STONE@LERA.COM

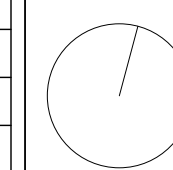
ENCLOSURE CONSULTANT
RYAN DONAGHY, SHOP
DONAGHYR@GMAIL.COM

GSAPP

ELEVATED STATES

ISSUANCE

NO.	DESCRIPTION	DATE
1	SCHEMATIC DESIGN	09.18.2018
2	DESIGN DEVELOPMENT	10.23.2018
3	CONSTRUCTION DOCUMENTS	11.27.2018



M002
SUSTAINABILITY DIAGRAM

11/26/2018
8:28:39 PM

(1) Climate data for LaGuardia Airport, New York (1981–2010 normals, extremes 1940–present) [hide]

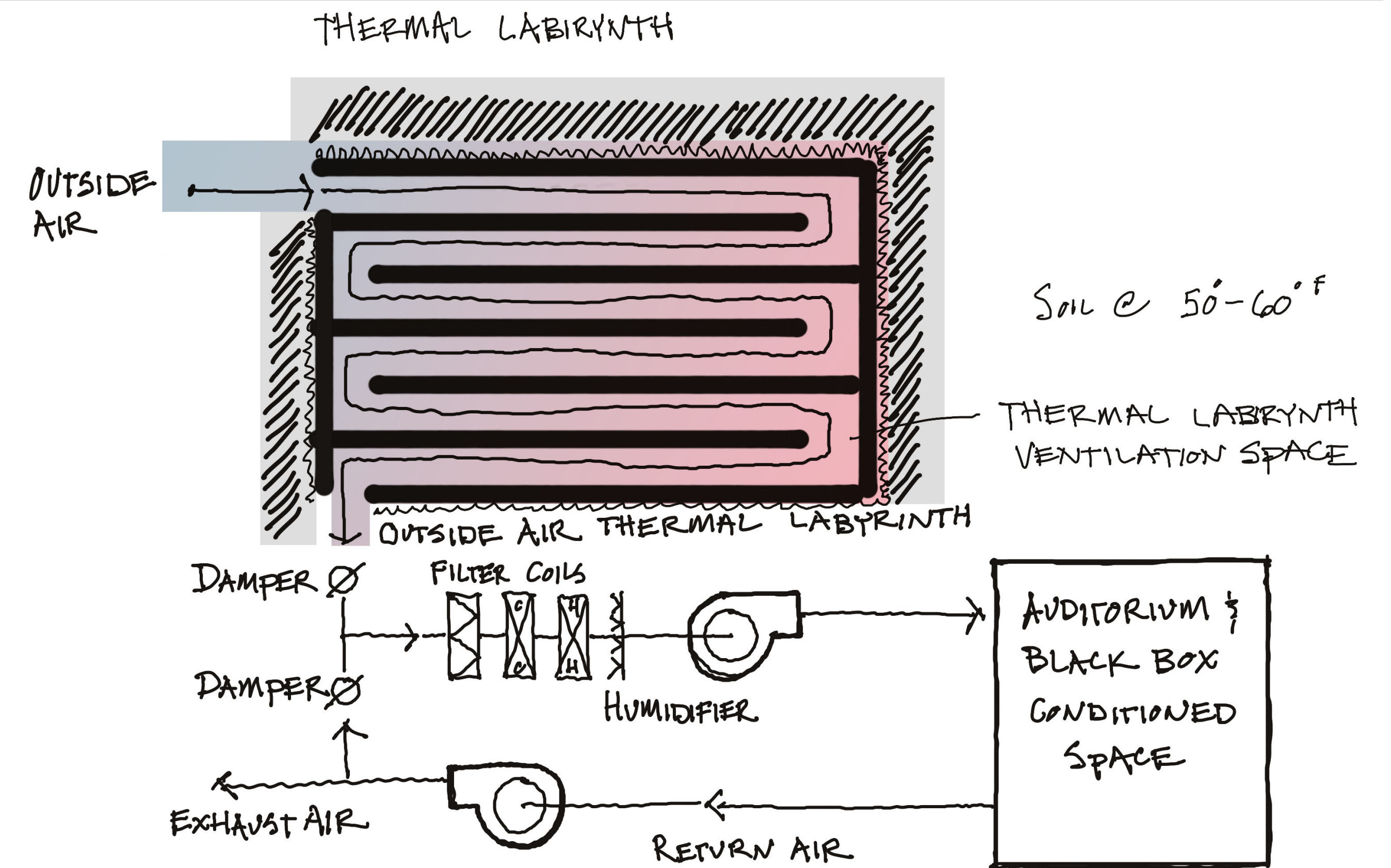
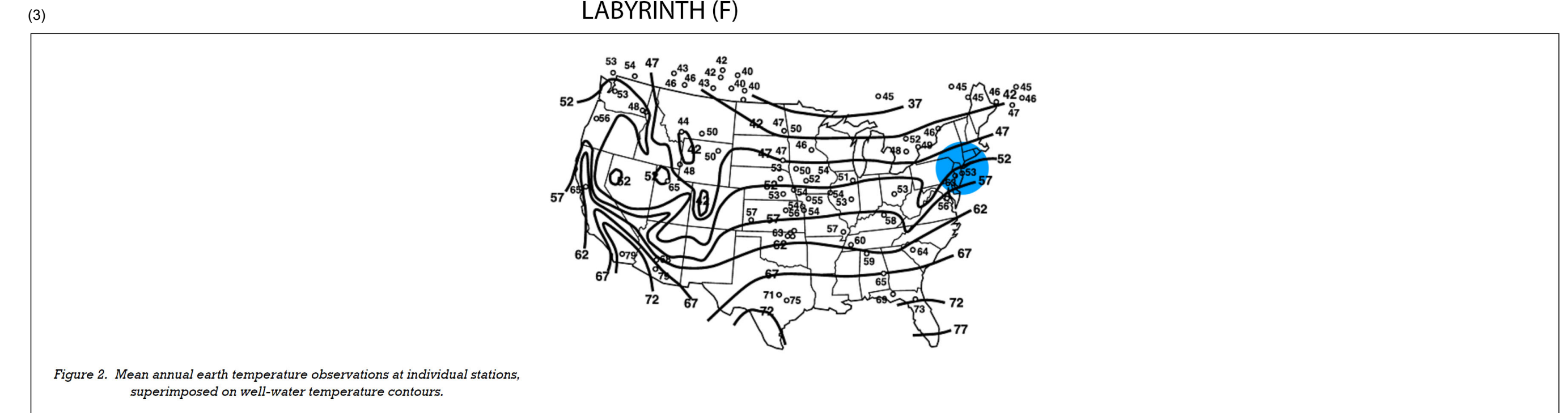
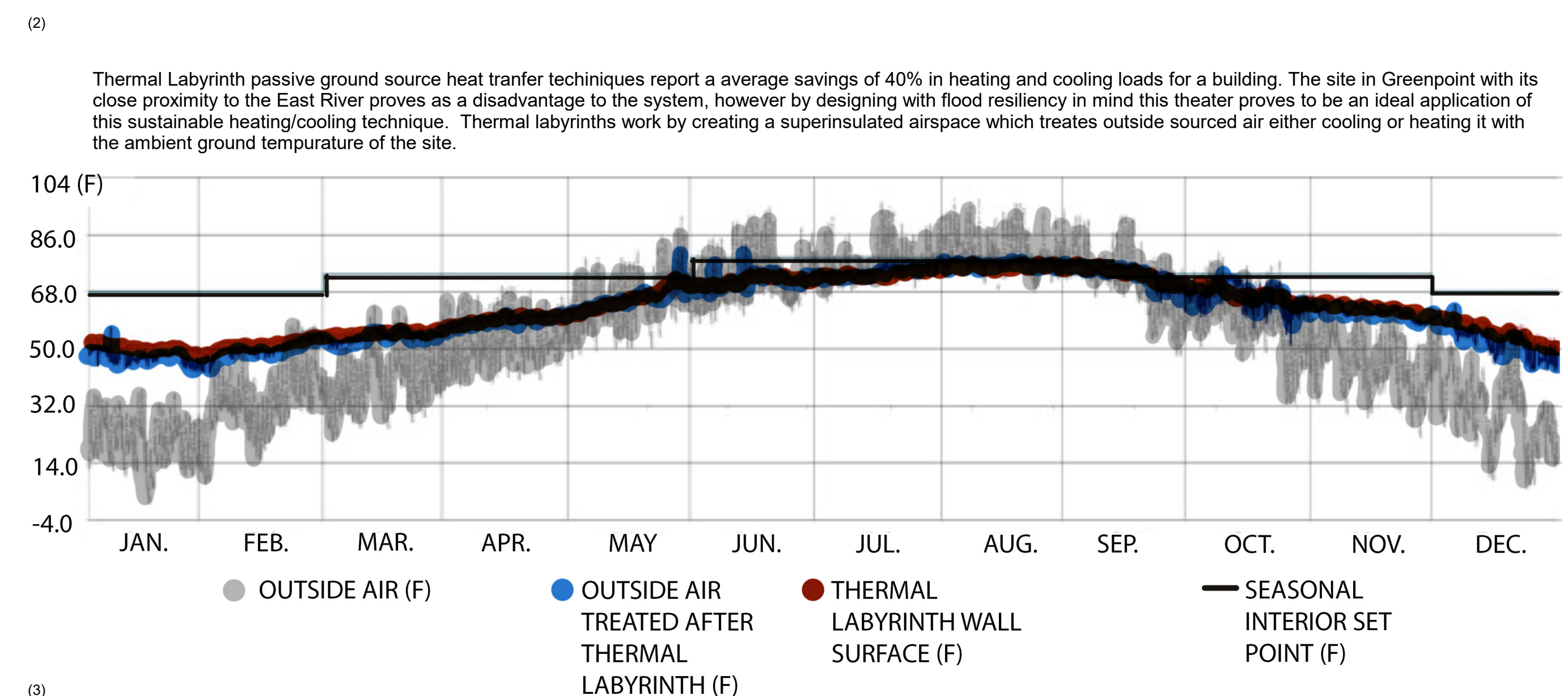
Month	Jan	Feb	Mar	Apr	May	Jun	Jul	Aug	Sep	Oct	Nov	Dec	Year
Record high °F (°C)	72 (22)	79 (26)	86 (30)	94 (34)	97 (36)	101 (38)	107 (42)	104 (40)	102 (39)	93 (34)	83 (28)	75 (24)	107 (42)
Mean maximum °F (°C)	58.6 (14.8)	60.1 (15.6)	70.5 (21.4)	81.2 (27.3)	88.5 (31.4)	93.4 (34.1)	96.6 (35.9)	94.4 (34.7)	88.8 (31.6)	79.7 (26.5)	71.1 (21.7)	62.1 (16.7)	98.1 (36.7)
Average high °F (°C)	39.3 (4.1)	42.2 (5.7)	49.8 (9.9)	60.9 (16.1)	71.2 (21.8)	80.5 (26.9)	85.3 (29.6)	83.7 (28.7)	76.3 (24.6)	65.2 (18.4)	54.7 (12.6)	44.3 (6.8)	62.9 (17.2)
Average low °F (°C)	26.6 (-3)	28.5 (-1.9)	34.6 (1.4)	44.4 (6.9)	53.9 (12.2)	63.8 (17.7)	69.5 (20.8)	68.9 (20.5)	61.9 (16.6)	51.0 (10.6)	41.8 (5.4)	32.1 (0.1)	48.2 (9)
Mean minimum °F (°C)	10.0 (-12.2)	13.5 (-10.3)	19.7 (-6.8)	33.8 (1)	45.2 (7.3)	54.1 (12.3)	62.0 (16.7)	60.4 (15.8)	50.9 (10.5)	39.9 (4.4)	29.3 (-1.5)	16.6 (-8.6)	7.5 (-13.6)
Record low °F (°C)	-3 (-19)	-7 (-22)	7 (-14)	22 (-6)	37 (3)	46 (8)	56 (13)	51 (11)	41 (5)	30 (-1)	17 (-8)	-2 (-19)	-7 (-22)
Average precipitation inches (mm)	3.17 (80.5)	2.76 (70.1)	3.97 (100.8)	4.00 (101.6)	3.79 (96.3)	3.94 (100.1)	4.50 (114.3)	4.12 (104.6)	3.73 (94.7)	3.78 (96)	3.41 (86.6)	3.56 (90.4)	44.73 (1,136.1)
Average snowfall inches (cm)	7.4 (18.8)	9.1 (23.1)	4.4 (11.2)	0.5 (1.3)	0 (0)	0 (0)	0 (0)	0 (0)	0 (0)	0 (0)	0.3 (0.8)	5.2 (13.2)	26.9 (68.4)
Average precipitation days (≥ 0.01 inch)	10.3	9.6	10.7	10.9	11.1	10.5	9.9	8.7	8.1	8.5	9.2	10.5	118.0
Average snowy days (≥ 0.1 inch)	4.6	3.4	2.1	0.2	0	0	0	0	0	0	0.2	2.6	13.1
Average relative humidity (%)	61.0	60.2	59.5	59.3	63.8	64.6	64.7	67.0	67.2	65.2	64.2	63.5	63.4

Source: NOAA (relative humidity 1961–1990)^{[39][40][41]}

SOURCES:
 NYC WEATHER CHARTS: (1)
<http://w2.weather.gov/climate/xmacis.php?wfo=buf>
ftp://ftp.atdd.noaa.gov/pub/GCOS/WMO-Normals/TABLES/REG_IV/US/GROUP2/00305801.TXT

EFFECTIVENESS OF THERMAL LABYRINTH SOUTH KOREA (2)
https://www.researchgate.net/publication/265909378_Effectiveness_of_a_thermal_labyrinth_ventilation_system_using_geothermal_energy_A_case_study_of_an_educational_facility_in_South_Korea

MEAN ANNUAL EARTH TEMPERATURE MAP (3)
<https://www.builditsolar.com/Projects/Cooling/EarthTemperatures.htm>



PINK FLAMINGOS
 ARCHITECTURAL CONSULTANT
 WILLIAM ANDERSON
 REBECCA GREENBERG
 JACOB GULINSON
 IAN LEE

ARCHITECTURAL CONSULTANT
 CLEMENTINA RUGGIERI, SPACE 4 ARCHITECTS
 CR@4ARCH.COM
 MEP ENGINEER
 JONCE WALKER, THORNTON TOMASETTI
 JWALKER@THORNTONTOMASETTI.COM

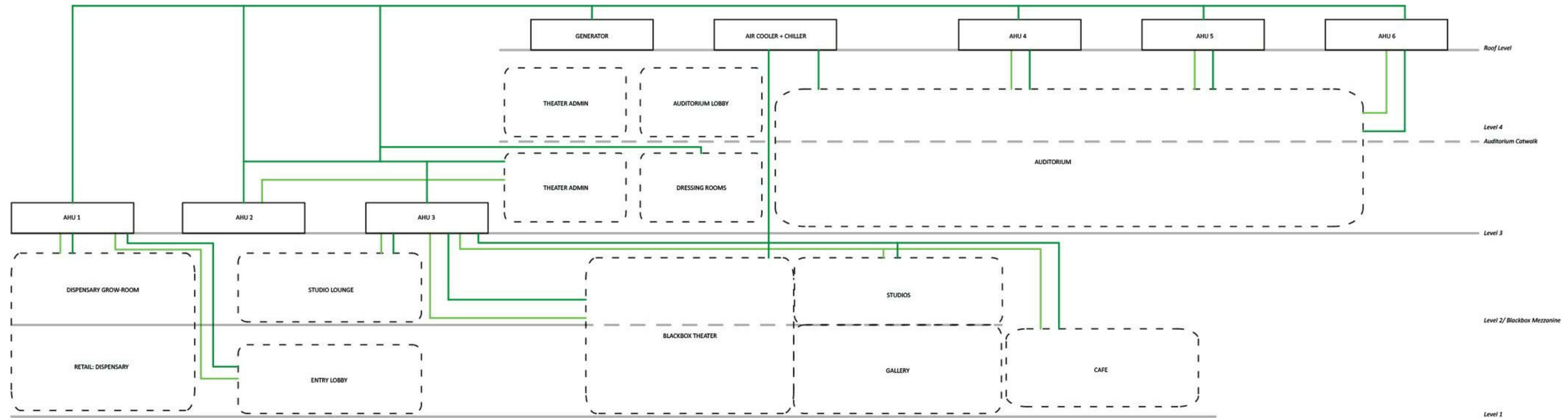
STRUCTURAL ENGINEER
 JASON STONE, LERA
 JASON.STONE@LERA.COM
 ENCLOSURE CONSULTANT
 RYAN DONAGHY, SHOP
 DONAGHYR@GMAIL.COM

GSAPP
ELEVATED STATES

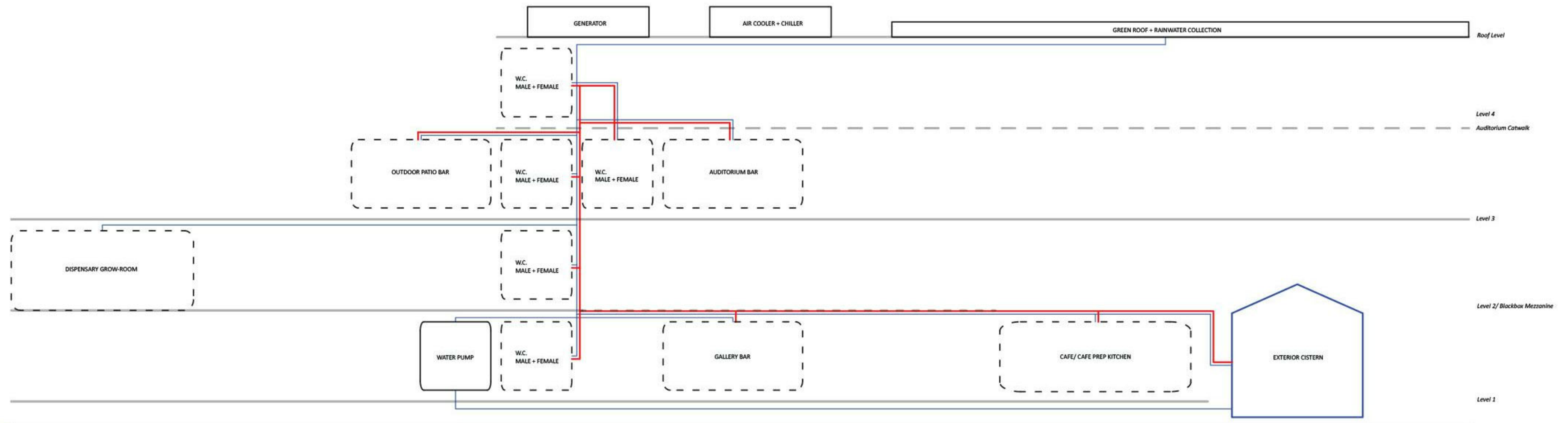
ISSUANCE

NO.	DESCRIPTION	DATE
1	SCHEMATIC DESIGN	09.18.2018
2	DESIGN DEVELOPMENT	10.23.2018
3	CONSTRUCTION DOCUMENTS	11.27.2018

M003
SUSTAINABILITY REFERENCES



AIR RISERS



WATER RISERS



PINK FLAMINGOS

WILLIAM ANDERSON
REBECCA GREENBERG
JACOB GULINSON
IAN LEE

ARCHITECTURAL CONSULTANT
CLEMENTINA RUGGIERI, SPACE 4 ARCHITECTS
CR@4ARCH.COM

MEP ENGINEER
JONCE WALKER, THORNTON TOMASETTI
JWALKER@THORNTONTOMASETTI.COM

STRUCTURAL ENGINEER
JASON STONE, LERA
JASON.STONE@LERA.COM

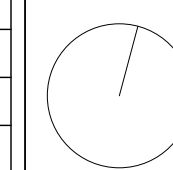
ENCLOSURE CONSULTANT
RYAN DONAGHY, SHOP
DONAGHYR@GMAIL.COM

GSAPP

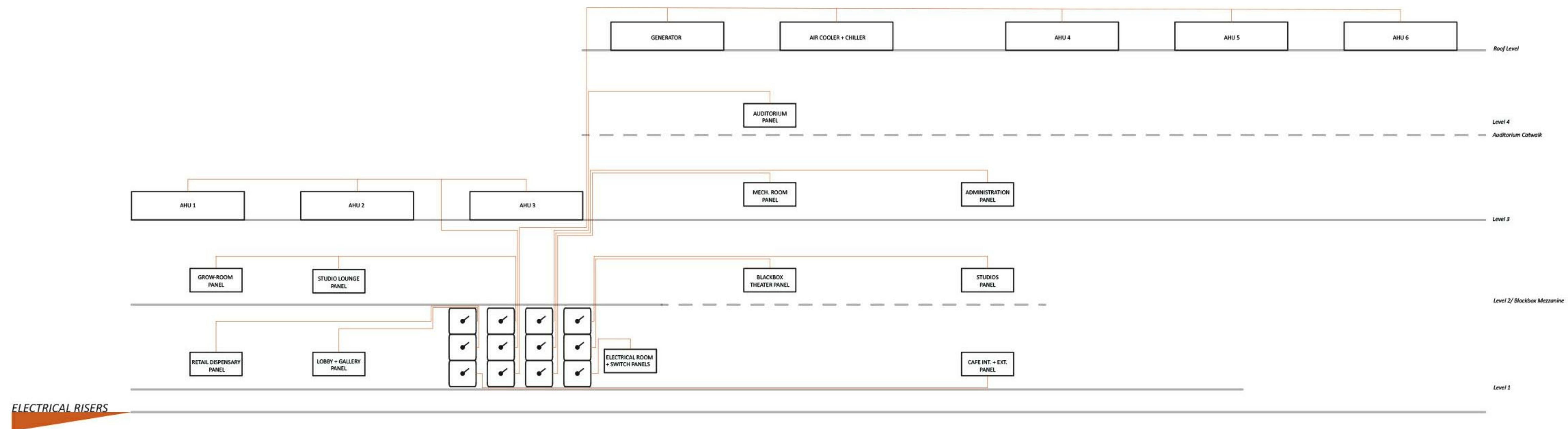
ELEVATED STATES

ISSUANCE

NO.	DESCRIPTION	DATE
1	SCHEMATIC DESIGN	09.18.2018
2	DESIGN DEVELOPMENT	10.23.2018
3	CONSTRUCTION DOCUMENTS	11.27.2018



M100
AIR + WATER RISER DIAGRAM



PINK FLAMINGOS

WILLIAM ANDERSON
REBECCA GREENBERG
JACOB GULINSON
IAN LEE

ARCHITECTURAL CONSULTANT
CLEMENTINA RUGGIERI, SPACE 4 ARCHITECTS
CR@4ARCH.COM

MEP ENGINEER
JONCE WALKER, THORNTON TOMASETTI
JWALKER@THORNTONTOMASETTI.COM

STRUCTURAL ENGINEER
JASON STONE, LERA
JASON.STONE@LERA.COM

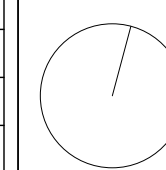
ENCLOSURE CONSULTANT
RYAN DONAGHY, SHOP
DONAGHYR@GMAIL.COM

GSAPP

ELEVATED STATES

ISSUANCE

NO.	DESCRIPTION	DATE
1	SCHEMATIC DESIGN	09.18.2018
2	DESIGN DEVELOPMENT	10.23.2018
3	CONSTRUCTION DOCUMENTS	11.27.2018

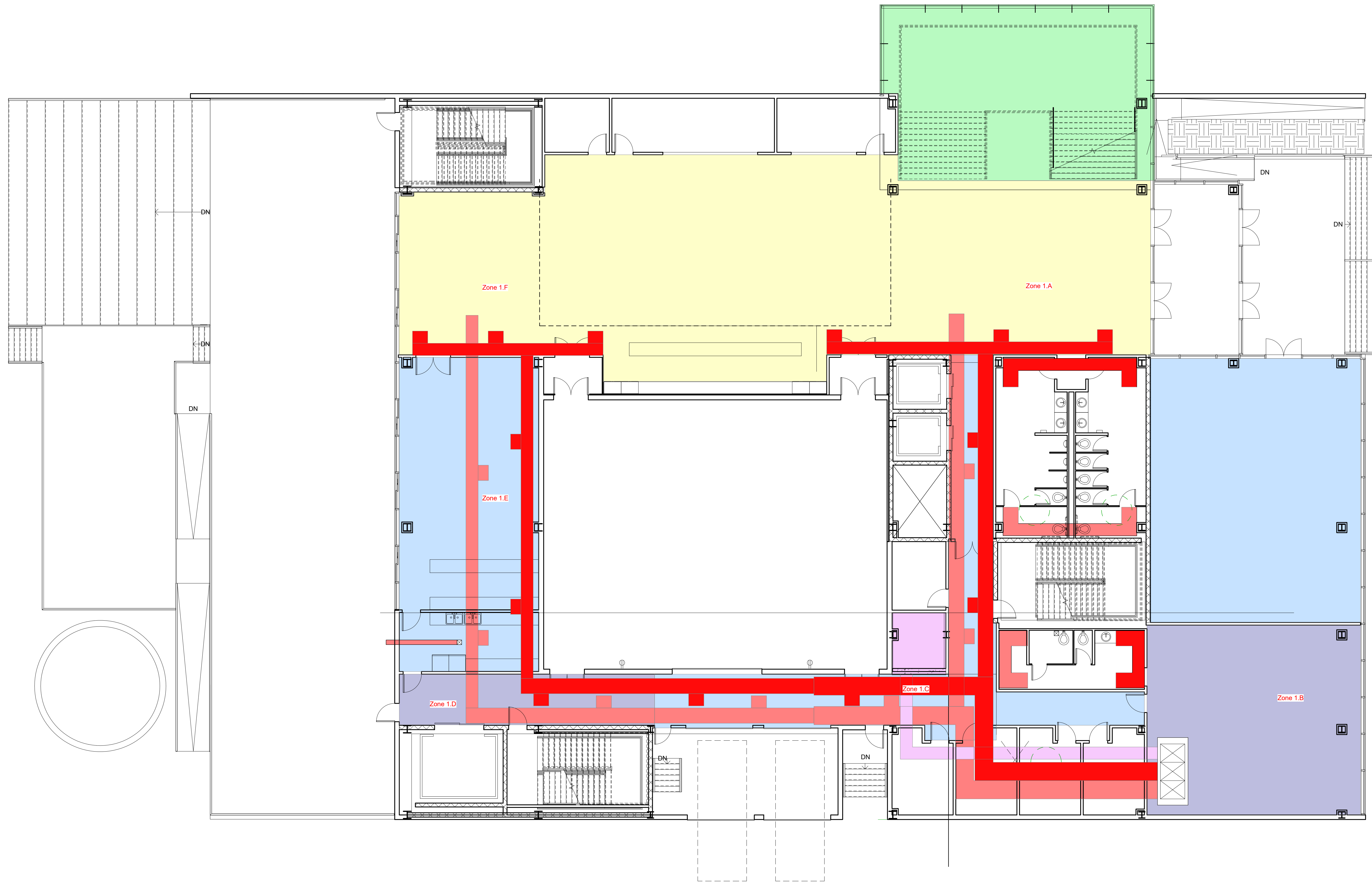


M100A
ELECTRICAL RISER DIAGRAM

11/26/2018
8:29:48 PM

HVAC LEGEND

SYMBOL	TYPE	COUNT
[Green Box]	STACKED VENTILATION	
[Yellow Box]	CROSS-VENTILATION	
[Red Box]	SUPPLY AIR	
[Light Red Box]	RETURN AIR	
[Purple Box]	THERMAL LABYRINTH (TL) TREATED SUPPLY	
[Circle]	AIR HANDLING UNIT	
[Square with X]	VERTICAL AIR (1 SUPPLY, 1 RETURN)	
[Square with X]	VERTICAL AIR (2 SUPPLY, 2 RETURN)	
[Square with X]	VERTICAL AIR (1 SUPPLY, 1 RETURN, 1 TL TREATED)	



1 LEVEL 1 - CD PLAN - MEP (MAIN LVL)
1/8" = 1'-0"



PINK FLAMINGOS

WILLIAM ANDERSON
REBECCA GREENBERG
JACOB GULINSON
IAN LEE

ARCHITECTURAL CONSULTANT
CLEMENTINA RUGGIERI, SPACE 4 ARCHITECTS
CR@4ARCH.COM

MEP ENGINEER
JONCE WALKER, THORNTON TOMASETTI
JWALKER@THORNTONTOMASETTI.COM

STRUCTURAL ENGINEER
JASON STONE, LERA
JASON.STONE@LERA.COM

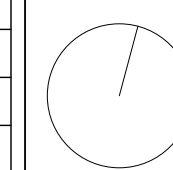
ENCLOSURE CONSULTANT
RYAN DONAGHY, SHOP
DONAGHYR@GMAIL.COM

GSAPP

ELEVATED STATES

ISSUANCE

NO.	DESCRIPTION	DATE
1	SCHEMATIC DESIGN	09.18.2018
2	DESIGN DEVELOPMENT	10.23.2018
3	CONSTRUCTION DOCUMENTS	11.27.2018

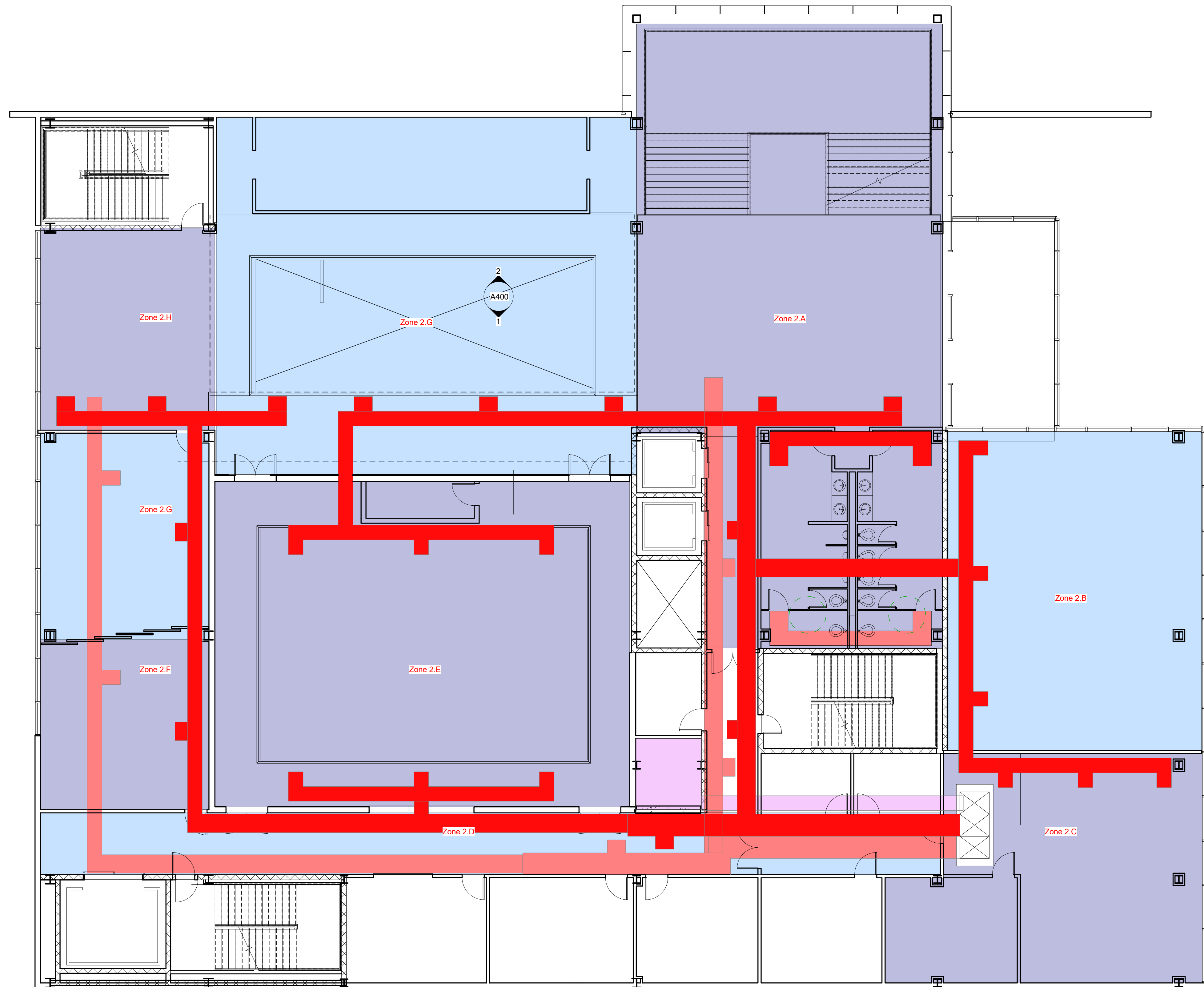


M101
MEP - AIR - LEVEL 1

11/26/2018
8:28:55 PM

HVAC LEGEND

SYMBOL	TYPE	COUNT
	STACKED VENTILATION	
	CROSS-VENTILATION	
	SUPPLY AIR	
	RETURN AIR	
	THERMAL LABYRINTH (TL) TREATED SUPPLY	
	AIR HANDLING UNIT	
	VERTICAL AIR (1 SUPPLY, 1 RETURN)	
	VERTICAL AIR (2 SUPPLY, 2 RETURN)	
	VERTICAL AIR (1 SUPPLY, 1 RETURN, 1 TL TREATED)	



LEVEL 2 - CD PLAN - MEP (BB/STUDIO/
ADMIN)
1/8" = 1'-0"



PINK FLAMINGOS

WILLIAM ANDERSON
REBECCA GREENBERG
JACOB GULINSON
IAN LEE

ARCHITECTURAL CONSULTANT
CLEMENTINA RUGGIERI, SPACE 4 ARCHITECTS
CR@4ARCH.COM

MEP ENGINEER
JONCE WALKER, THORNTON TOMASETTI
JWALKER@THORNTONTOMASETTI.COM

STRUCTURAL ENGINEER
JASON STONE, LERA
JASON.STONE@LERA.COM

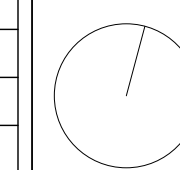
ENCLOSURE CONSULTANT
RYAN DONAGHY, SHOP
DONAGHYR@GMAIL.COM

GSAPP

ELEVATED STATES

ISSUANCE

NO.	DESCRIPTION	DATE
1	SCHEMATIC DESIGN	09.18.2018
2	DESIGN DEVELOPMENT	10.23.2018
3	CONSTRUCTION DOCUMENTS	11.27.2018

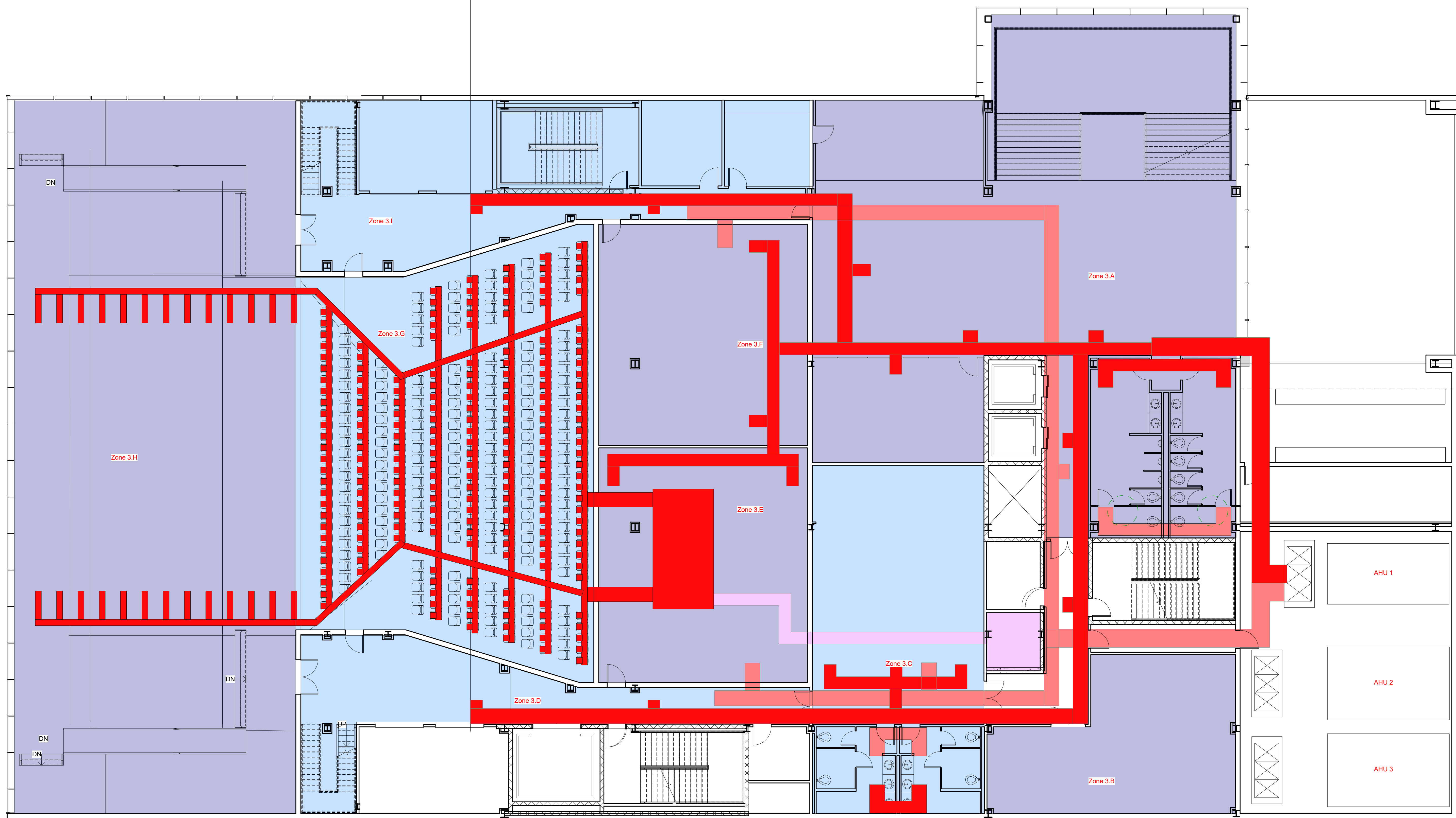


M102
MEP - AIR - LEVEL 2

11/26/2018
8:30:02 PM

HVAC LEGEND

SYMBOL	TYPE	COUNT
	STACKED VENTILATION	
	CROSS-VENTILATION	
	SUPPLY AIR	
	RETURN AIR	
	THERMAL LABYRINTH (TL) TREATED SUPPLY	
	AIR HANDLING UNIT	
	VERTICAL AIR (1 SUPPLY, 1 RETURN)	
	VERTICAL AIR (2 SUPPLY, 2 RETURN)	
	VERTICAL AIR (1 SUPPLY, 1 RETURN, 1 TL TREATED)	



1 LEVEL 3 - CD PLAN - MEP*
1/8" = 1'-0"



PINK FLAMINGOS

WILLIAM ANDERSON
REBECCA GREENBERG
JACOB GULINSON
IAN LEE

ARCHITECTURAL CONSULTANT

CLEMENTINA RUGGIERI, SPACE 4 ARCHITECTS
CR@4ARCH.COM

MEP ENGINEER

JONCE WALKER, THORNTON TOMASETTI
JWALKER@THORNTONTOMASETTI.COM

STRUCTURAL ENGINEER

JASON STONE, LERA
JASON.STONE@LERA.COM

ENCLOSURE CONSULTANT

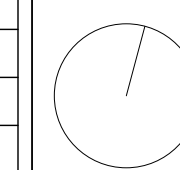
RYAN DONAGHY, SHOP
DONAGHYR@GMAIL.COM

GSAPP

ELEVATED STATES

ISSUANCE

NO.	DESCRIPTION	DATE
1	SCHEMATIC DESIGN	09.18.2018
2	DESIGN DEVELOPMENT	10.23.2018
3	CONSTRUCTION DOCUMENTS	11.27.2018

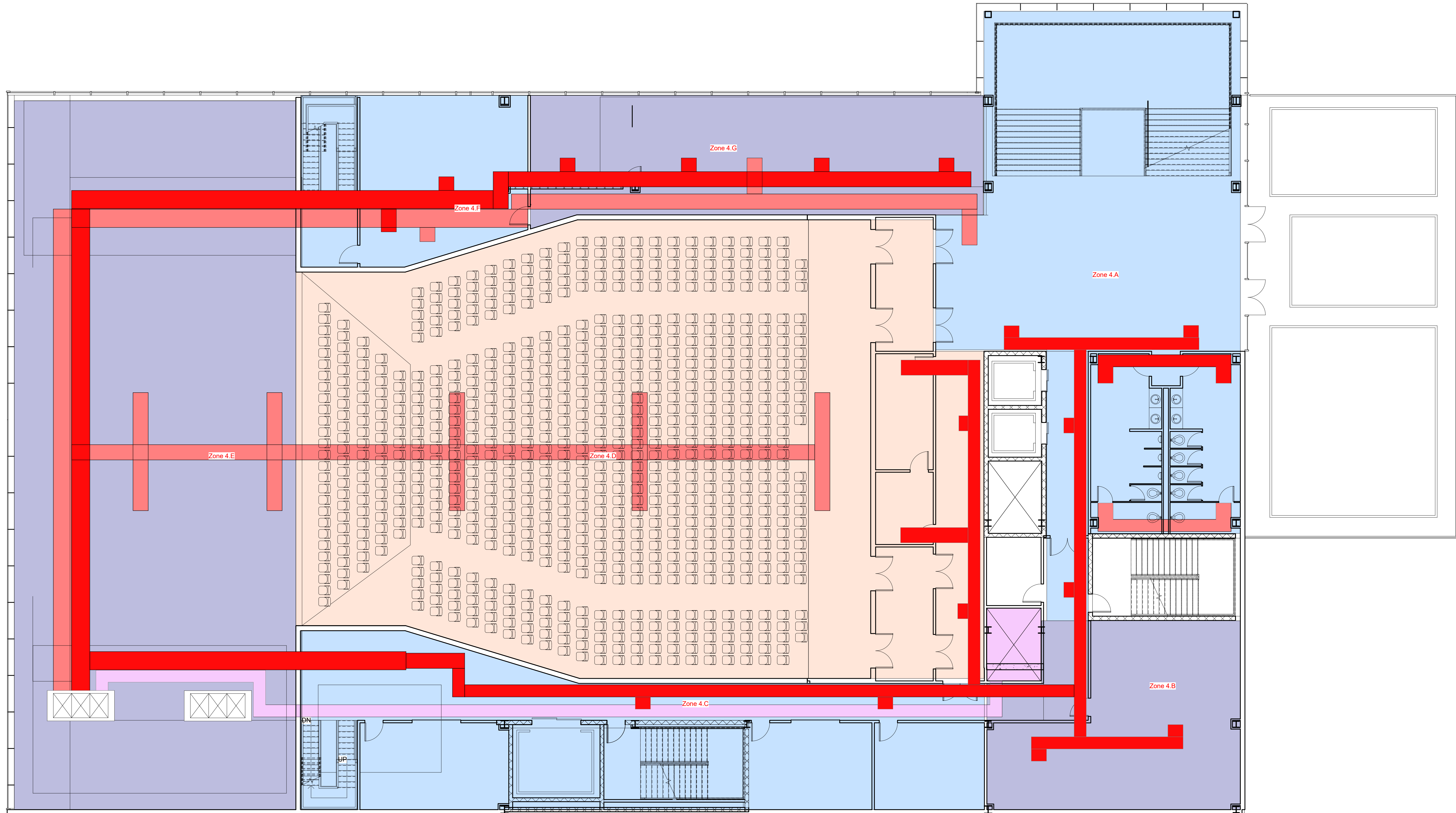


M103
MEP - AIR - LEVEL 3

11/26/2018
8:30:17 PM

HVAC LEGEND

SYMBOL	TYPE	COUNT
	STACKED VENTILATION	
	CROSS-VENTILATION	
	SUPPLY AIR	
	RETURN AIR	
	THERMAL LABYRINTH (TL) TREATED SUPPLY	
	AIR HANDLING UNIT	
	VERTICAL AIR (1 SUPPLY, 1 RETURN)	
	VERTICAL AIR (2 SUPPLY, 2 RETURN)	
	VERTICAL AIR (1 SUPPLY, 1 RETURN, 1 TL TREATED)	



1 LEVEL 4 - CD PLAN - MEP (AUDITORIUM)
1/8" = 1'-0"



PINK FLAMINGOS
 WILLIAM ANDERSON
 REBECCA GREENBERG
 JACOB GULINSON
 IAN LEE

ARCHITECTURAL CONSULTANT
 CLEMENTINA RUGGIERI, SPACE 4 ARCHITECTS
 CR@4ARCH.COM
MEP ENGINEER
 JONCE WALKER, THORNTON TOMASETTI
 JWALKER@THORNTONTOMASETTI.COM

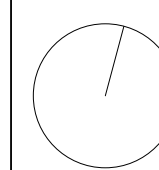
STRUCTURAL ENGINEER
 JASON STONE, LERA
 JASON.STONE@LERA.COM
ENCLOSURE CONSULTANT
 RYAN DONAGHY, SHOP
 DONAGHYR@GMAIL.COM

GSAPP

ELEVATED STATES

ISSUANCE

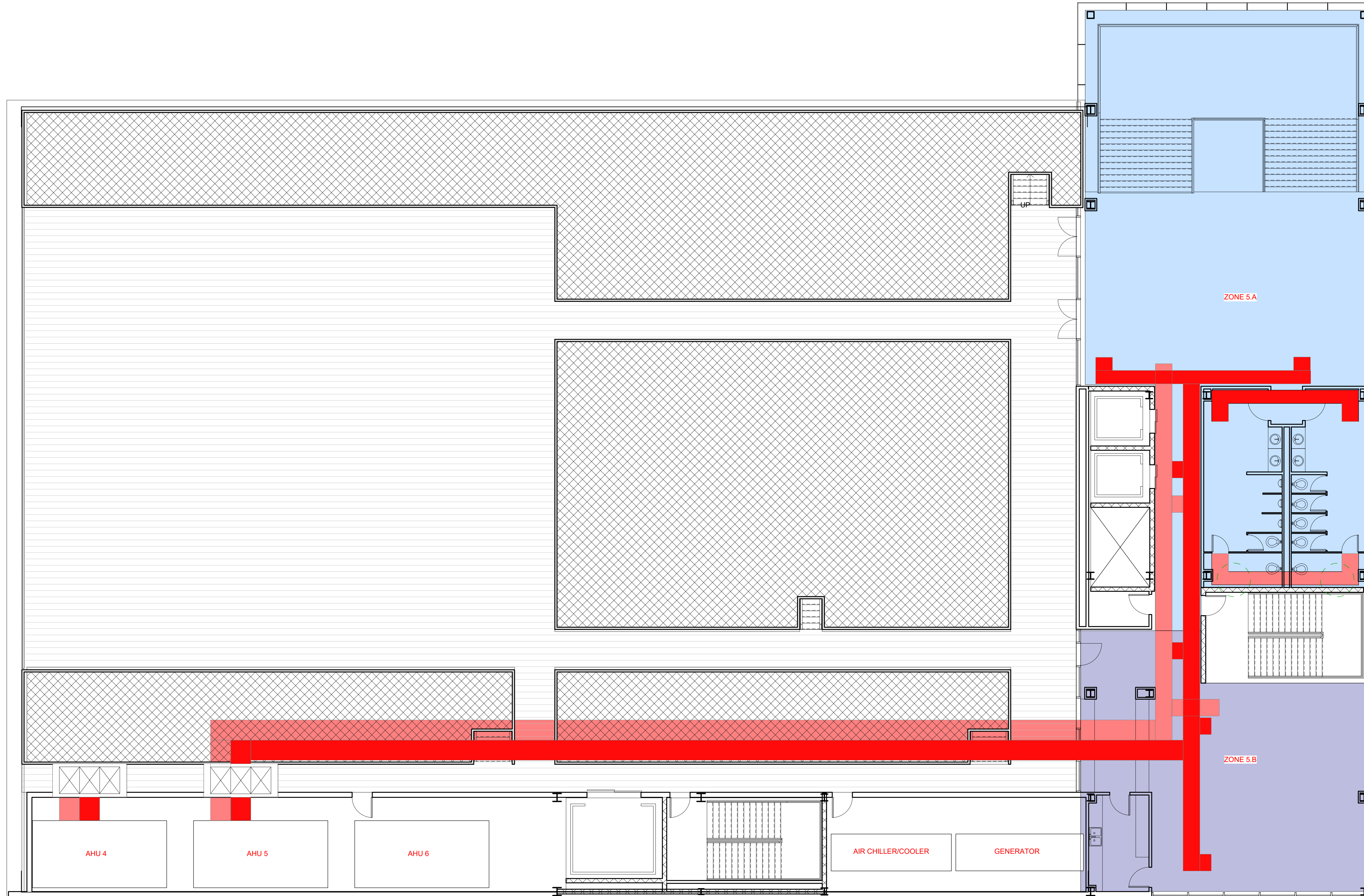
NO.	DESCRIPTION	DATE
1	SCHEMATIC DESIGN	09.18.2018
2	DESIGN DEVELOPMENT	10.23.2018
3	CONSTRUCTION DOCUMENTS	11.27.2018



M104
MEP - AIR - LEVEL 4

HVAC LEGEND

SYMBOL	TYPE	COUNT
[Green Box]	STACKED VENTILATION	
[Yellow Box]	CROSS-VENTILATION	
[Red Box]	SUPPLY AIR	
[Light Red Box]	RETURN AIR	
[Purple Box]	THERMAL LABYRINTH (TL) TREATED SUPPLY	
[White Box]	AIR HANDLING UNIT	
[Square with X]	VERTICAL AIR (1 SUPPLY, 1 RETURN)	
[Square with 4 X's]	VERTICAL AIR (2 SUPPLY, 2 RETURN)	
[Square with 3 X's]	VERTICAL AIR (1 SUPPLY, 1 RETURN, 1 TL TREATED)	



1 ROOF - CD PLAN - MEP (ROOF)
1/8" = 1'-0"



PINK FLAMINGOS

WILLIAM ANDERSON
REBECCA GREENBERG
JACOB GULINSON
IAN LEE

ARCHITECTURAL CONSULTANT

CLEMENTINA RUGGIERI, SPACE 4 ARCHITECTS
CR@4ARCH.COM

MEP ENGINEER

JONCE WALKER, THORNTON TOMASETTI
JWALKER@THORNTONTOMASETTI.COM

STRUCTURAL ENGINEER

JASON STONE, LERA
JASON.STONE@LERA.COM

ENCLOSURE CONSULTANT

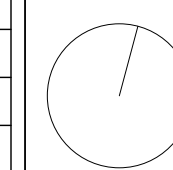
RYAN DONAGHY, SHOP
DONAGHYR@GMAIL.COM

GSAPP

ELEVATED STATES

ISSUANCE

NO.	DESCRIPTION	DATE
1	SCHEMATIC DESIGN	09.18.2018
2	DESIGN DEVELOPMENT	10.23.2018
3	CONSTRUCTION DOCUMENTS	11.27.2018

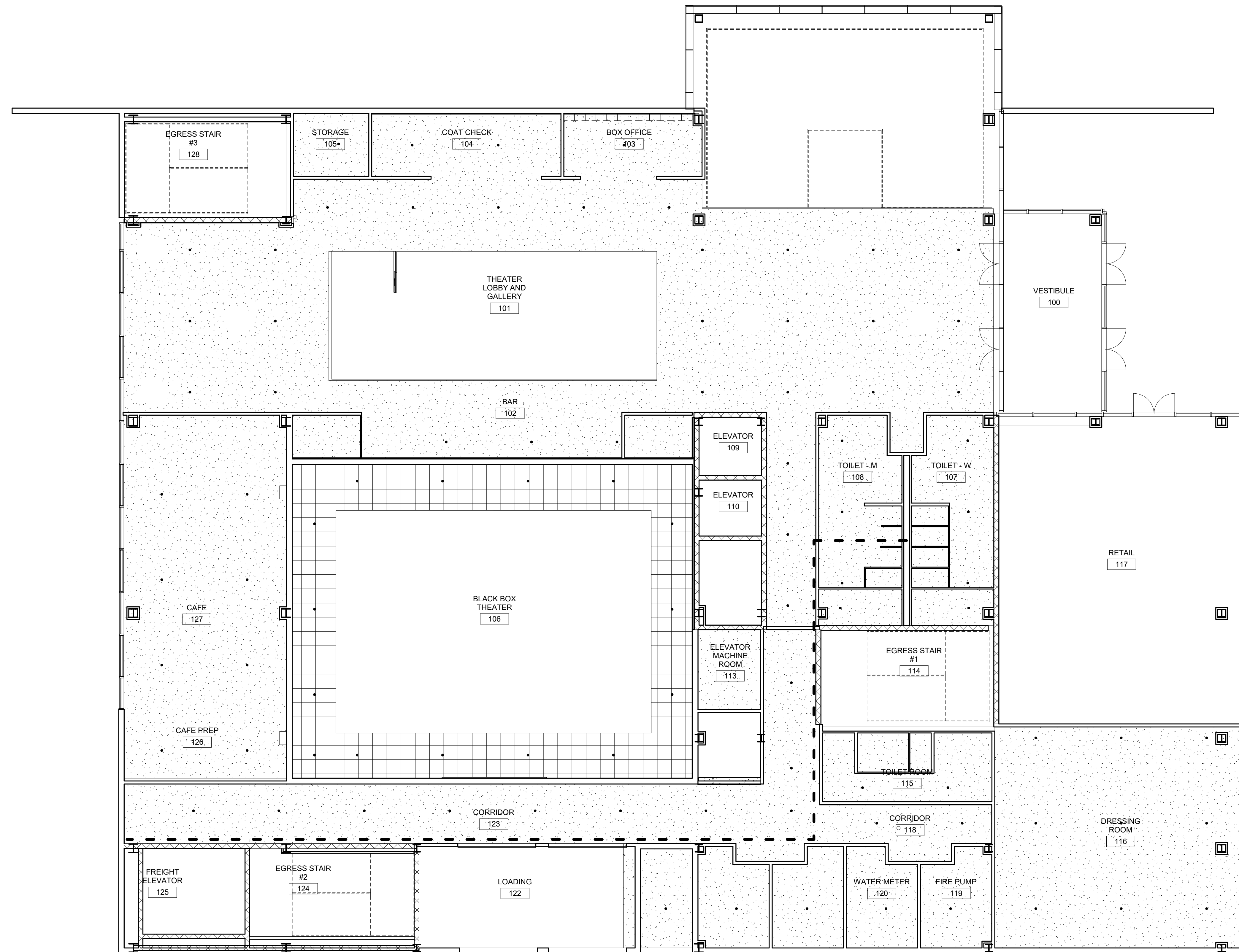


M105
MEP - AIR - ROOF

11/26/2018
8:30:46 PM

RCP LEGEND

SYMBOL	TYPE	COUNT
•	SPRINKLER HEAD	
---	DRAINAGE PIPE	
○	DRAINAGE PIPE	
▨	ACOUSTIC CEILING	
▩	GYPSUM CEILING	
▧	WOOD CEILING	



① LEVEL 1 - RCP - Plumbing
1/8" = 1'-0"



PINK FLAMINGOS

WILLIAM ANDERSON
REBECCA GREENBERG
JACOB GULINSON
IAN LEE

ARCHITECTURAL CONSULTANT
CLEMENTINA RUGGIERI, SPACE 4 ARCHITECTS
CR@4ARCH.COM

MEP ENGINEER
JONCE WALKER, THORNTON TOMASETTI
JWALKER@THORNTONTOMASETTI.COM

STRUCTURAL ENGINEER
JASON STONE, LERA
JASON.STONE@LERA.COM

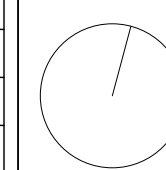
ENCLOSURE CONSULTANT
RYAN DONAGHY, SHOP
DONAGHYR@GMAIL.COM

GSAPP

ELEVATED STATES

ISSUANCE

NO.	DESCRIPTION	DATE
1	SCHEMATIC DESIGN	09.18.2018
2	DESIGN DEVELOPMENT	10.23.2018
3	CONSTRUCTION DOCUMENTS	11.27.2018



M200
PLUMBING RCP - LEVEL 1

RCP LEGEND

SYMBOL	TYPE	COUNT
•	SPRINKLER HEAD	
---	DRAINAGE PIPE	
○	DRAINAGE PIPE	
[Grid Pattern]	ACOUSTIC CEILING	
[Dotted Pattern]	GYPSUM CEILING	
[Wood Grain Pattern]	WOOD CEILING	



1 Level 2 - RCP - Plumbing
1/8" = 1'-0"



PINK FLAMINGOS

WILLIAM ANDERSON
REBECCA GREENBERG
JACOB GULINSON
IAN LEE

ARCHITECTURAL CONSULTANT

CLEMENTINA RUGGIERI, SPACE 4 ARCHITECTS
CR@4ARCH.COM

MEP ENGINEER

JONCE WALKER, THORNTON TOMASETTI
JWALKER@THORNTONTOMASETTI.COM

STRUCTURAL ENGINEER

JASON STONE, LERA
JASON.STONE@LERA.COM

ENCLOSURE CONSULTANT

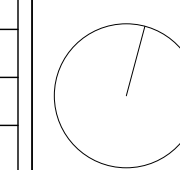
RYAN DONAGHY, SHOP
DONAGHYR@GMAIL.COM

GSAPP

ELEVATED STATES

ISSUANCE

NO.	DESCRIPTION	DATE
1	SCHEMATIC DESIGN	09.18.2018
2	DESIGN DEVELOPMENT	10.23.2018
3	CONSTRUCTION DOCUMENTS	11.27.2018

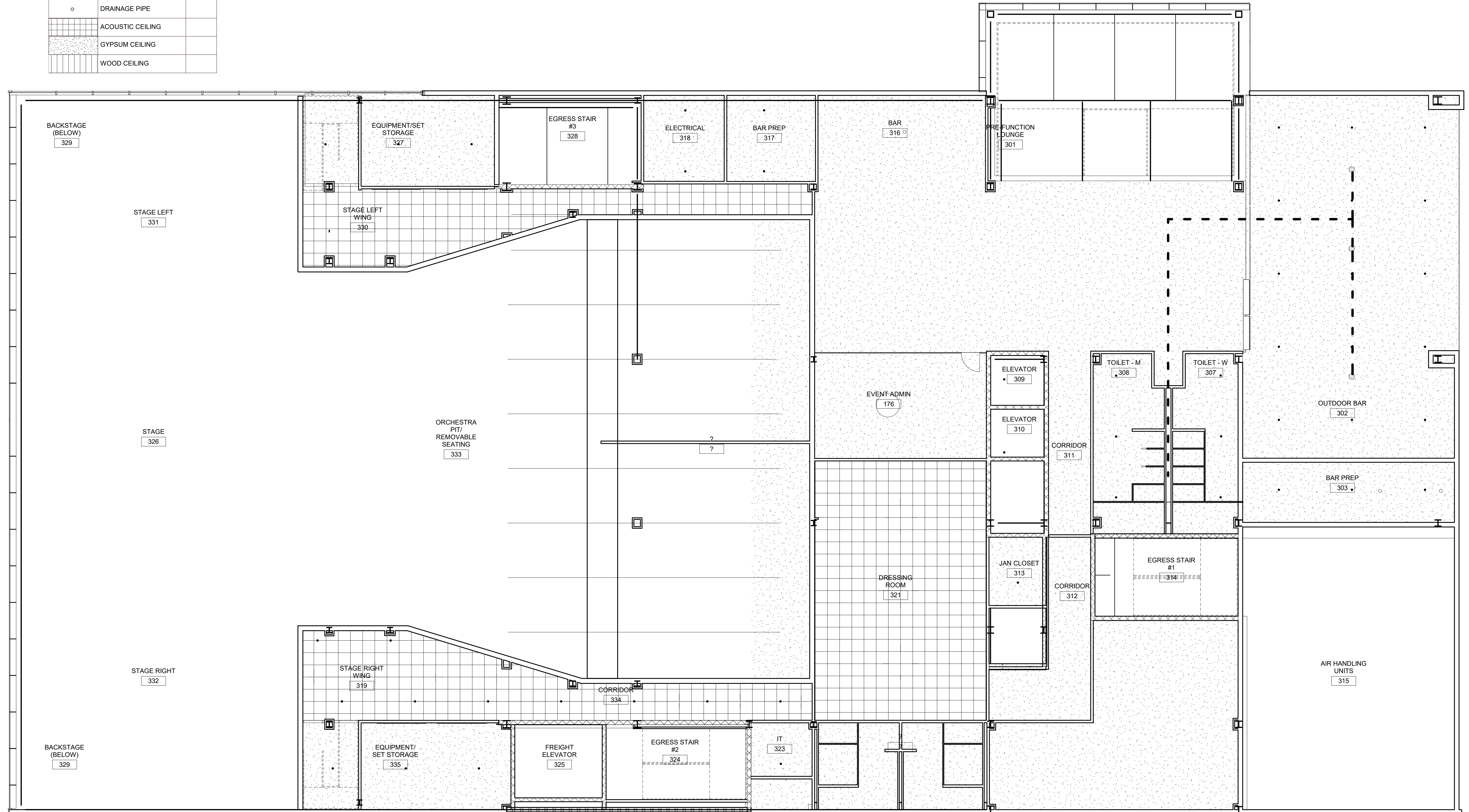


M201
PLUMBING RCP - LEVEL 2

11/26/2018
8:31:02 PM

RCP LEGEND

SYMBOL	TYPE	COUNT
•	SPRINKLER HEAD	
---	DRAINAGE PIPE	
o	DRAINAGE PIPE	
[Grid Pattern]	ACOUSTIC CEILING	
[Dotted Pattern]	GYPSUM CEILING	
[Wood Grain Pattern]	WOOD CEILING	



① Level 3 - RCP - Plumbing
1/8" = 1'-0"



PINK FLAMINGOS

WILLIAM ANDERSON
REBECCA GREENBERG
JACOB GULINSON
IAN LEE

ARCHITECTURAL CONSULTANT

CLEMENTINA RUGGIERI, SPACE 4 ARCHITECTS
CR@4ARCH.COM

MEP ENGINEER

JONCE WALKER, THORNTON TOMASETTI
JWALKER@THORNTONTOMASETTI.COM

STRUCTURAL ENGINEER

JASON STONE, LERA
JASON.STONE@LERA.COM

ENCLOSURE CONSULTANT

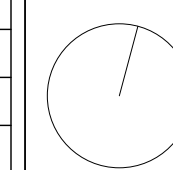
RYAN DONAGHY, SHOP
DONAGHYR@GMAIL.COM

GSAPP

ELEVATED STATES

ISSUANCE

NO.	DESCRIPTION	DATE
1	SCHEMATIC DESIGN	09.18.2018
2	DESIGN DEVELOPMENT	10.23.2018
3	CONSTRUCTION DOCUMENTS	11.27.2018

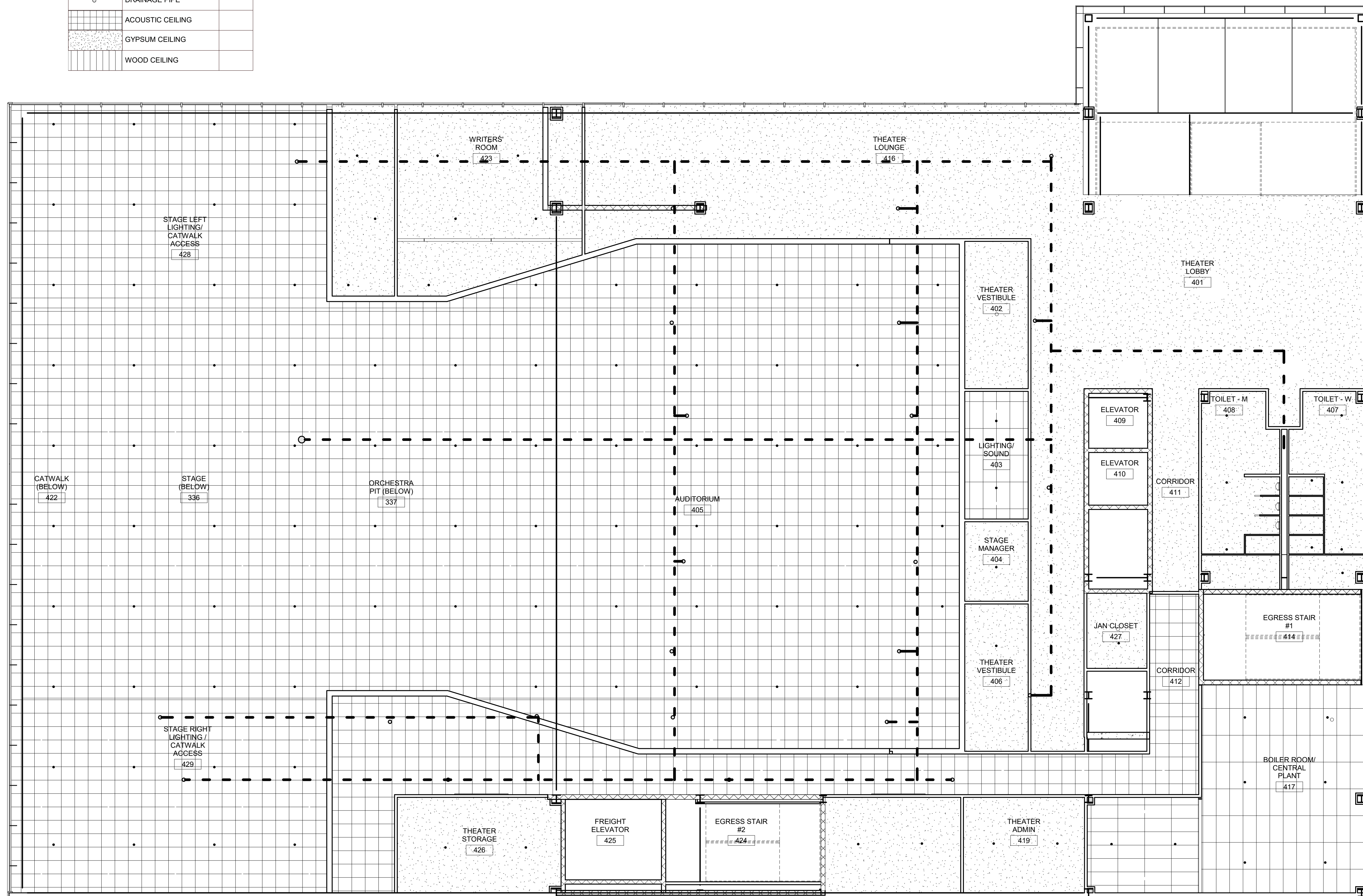


**M202
PLUMBING RCP - LEVEL 3**

11/26/2018
8:31:10 PM

RCP LEGEND

SYMBOL	TYPE	COUNT
•	SPRINKLER HEAD	
---	DRAINAGE PIPE	
○	DRAINAGE PIPE	
▨	ACOUSTIC CEILING	
▩	GYPSON CEILING	
▧	WOOD CEILING	



① Level 4 - RCP - Plumbing
1/8" = 1'-0"



PINK FLAMINGOS

WILLIAM ANDERSON
REBECCA GREENBERG
JACOB GULINSON
IAN LEE

ARCHITECTURAL CONSULTANT
CLEMENTINA RUGGIERI, SPACE 4 ARCHITECTS
CR@4ARCH.COM

MEP ENGINEER
JONCE WALKER, THORNTON TOMASETTI
JWALKER@THORNTONTOMASETTI.COM

STRUCTURAL ENGINEER
JASON STONE, LERA
JASON.STONE@LERA.COM

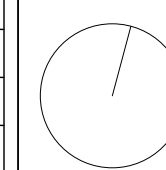
ENCLOSURE CONSULTANT
RYAN DONAGHY, SHOP
DONAGHYR@GMAIL.COM

GSAPP

ELEVATED STATES

ISSUANCE

NO.	DESCRIPTION	DATE
1	SCHEMATIC DESIGN	09.18.2018
2	DESIGN DEVELOPMENT	10.23.2018
3	CONSTRUCTION DOCUMENTS	11.27.2018



M203
PLUMBING RCP - LEVEL 4

RCP LEGEND

SYMBOL	TYPE	COUNT
•	SPRINKLER HEAD	
---	DRAINAGE PIPE	
○	DRAINAGE PIPE	
[Grid Pattern]	ACOUSTIC CEILING	
[Dotted Pattern]	GYPSUM CEILING	
[Wood Grain Pattern]	WOOD CEILING	



① ROOF RCP PLUMBING
1/8" = 1'-0"



PINK FLAMINGOS

WILLIAM ANDERSON
REBECCA GREENBERG
JACOB GULINSON
IAN LEE

ARCHITECTURAL CONSULTANT
CLEMENTINA RUGGIERI, SPACE 4 ARCHITECTS
CR@4ARCH.COM

MEP ENGINEER
JONCE WALKER, THORNTON TOMASETTI
JWALKER@THORNTONTOMASETTI.COM

STRUCTURAL ENGINEER
JASON STONE, LERA
JASON.STONE@LERA.COM

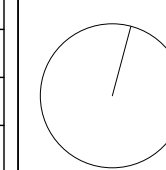
ENCLOSURE CONSULTANT
RYAN DONAGHY, SHOP
DONAGHYR@GMAIL.COM

GSAPP

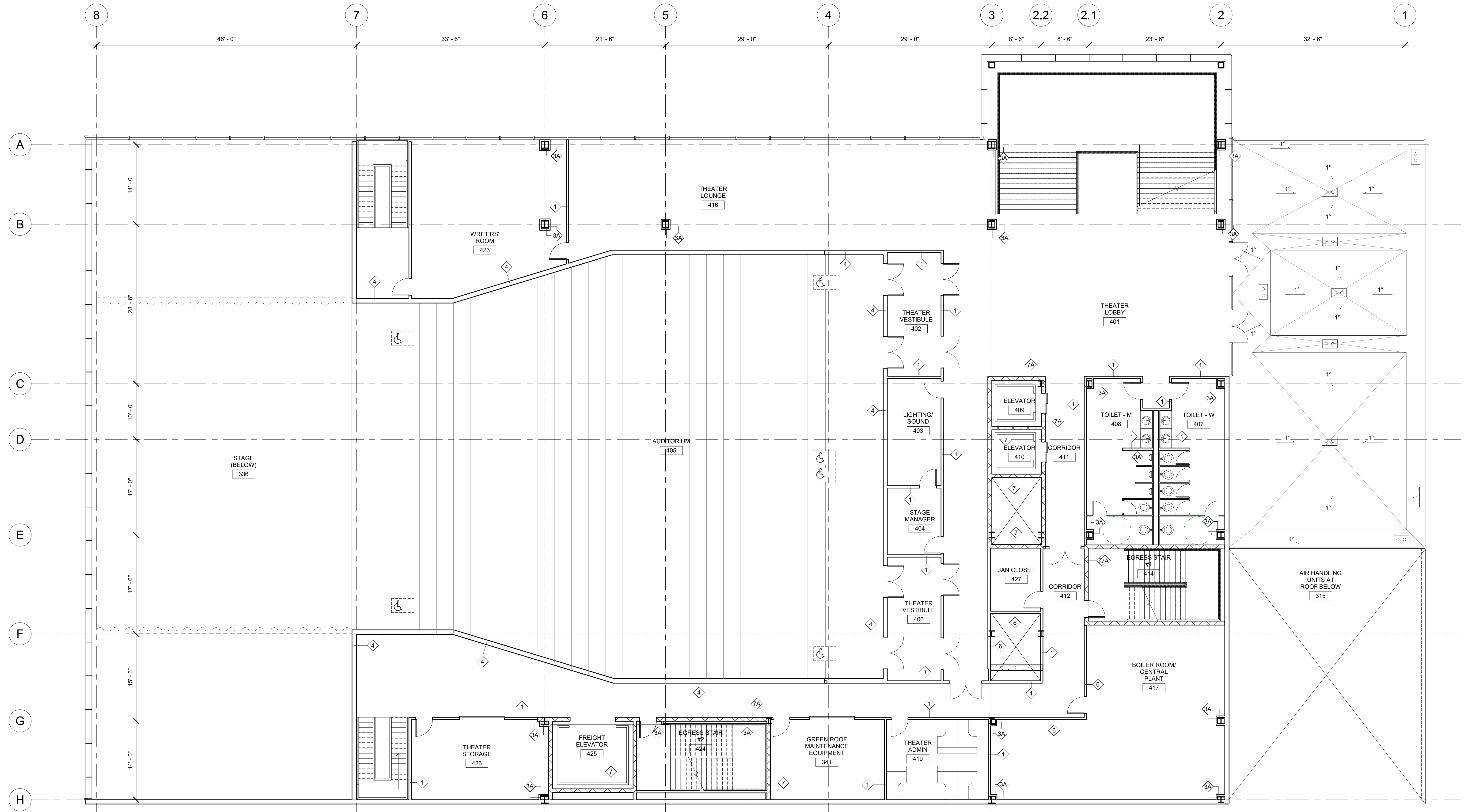
ELEVATED STATES

ISSUANCE

NO.	DESCRIPTION	DATE
1	SCHEMATIC DESIGN	09.18.2018
2	DESIGN DEVELOPMENT	10.23.2018
3	CONSTRUCTION DOCUMENTS	11.27.2018



M204
PLUMBING RCP - ROOF



1 LEVEL 4 - CD PLAN DRAINAGE
1/8" = 1'-0"



PINK FLAMINGOS

WILLIAM ANDERSON
REBECCA GREENBERG
JACOB GULINSON
IAN LEE

ARCHITECTURAL CONSULTANT
CLEMENTINA RUGGIERI, SPACE 4 ARCHITECTS
CR@4ARCH.COM

MEP ENGINEER
JONCE WALKER, THORNTON TOMASETTI
JWALKER@THORNTONTOMASETTI.COM

STRUCTURAL ENGINEER
JASON STONE, LERA
JASON.STONE@LERA.COM

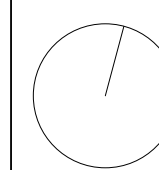
ENCLOSURE CONSULTANT
RYAN DONAGHY, SHOP
DONAGHYR@GMAIL.COM

GSAPP

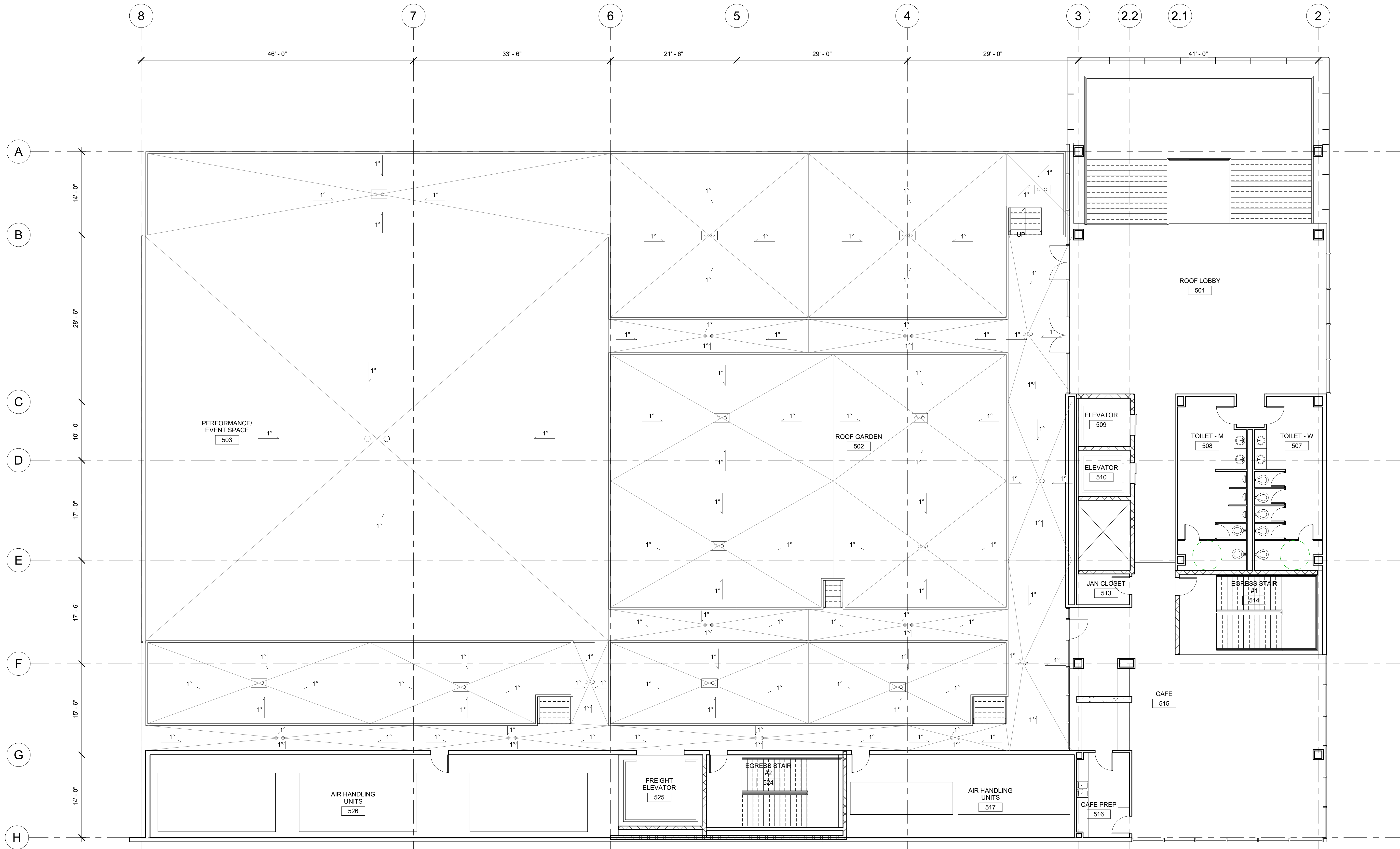
ELEVATED STATES

ISSUANCE

NO.	DESCRIPTION	DATE
1	SCHEMATIC DESIGN	09.18.2018
2	DESIGN DEVELOPMENT	10.23.2018
3	CONSTRUCTION DOCUMENTS	11.27.2018



M205
LEVEL 4 DRAINAGE



1 ROOF - CD PLAN DRAINAGE
1/8" = 1'-0"



PINK FLAMINGOS
 WILLIAM ANDERSON
 REBECCA GREENBERG
 JACOB GULINSON
 IAN LEE

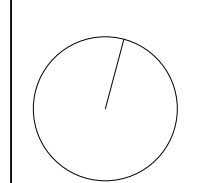
ARCHITECTURAL CONSULTANT
 CLEMENTINA RUGGIERI, SPACE 4 ARCHITECTS
 CR@4ARCH.COM
MEP ENGINEER
 JONCE WALKER, THORNTON TOMASETTI
 JWALKER@THORNTONTOMASETTI.COM

STRUCTURAL ENGINEER
 JASON STONE, LERA
 JASON.STONE@LERA.COM
ENCLOSURE CONSULTANT
 RYAN DONAGHY, SHOP
 DONAGHYR@GMAIL.COM

GSAPP

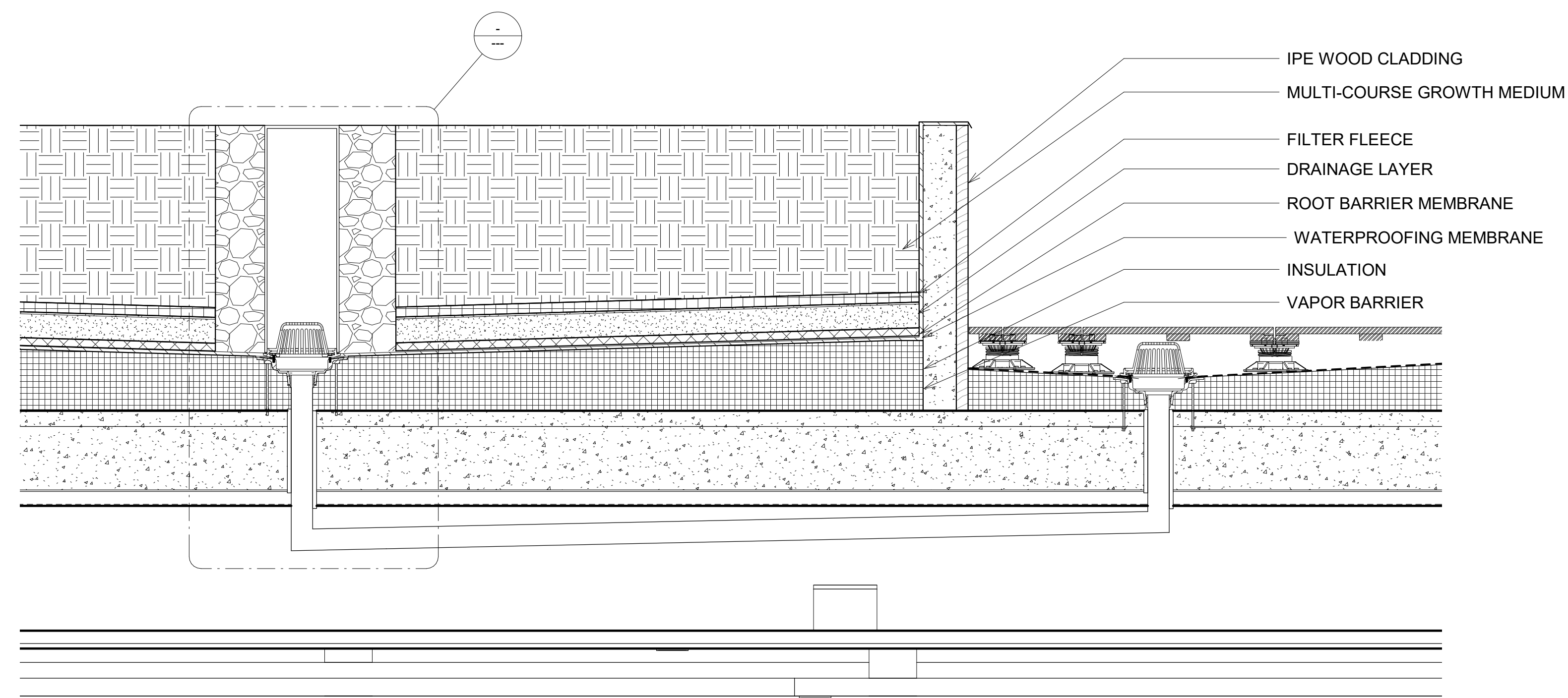
ELEVATED STATES

ISSUANCE		
NO.	DESCRIPTION	DATE
1	SCHEMATIC DESIGN	09.18.2018
2	DESIGN DEVELOPMENT	10.23.2018
3	CONSTRUCTION DOCUMENTS	11.27.2018

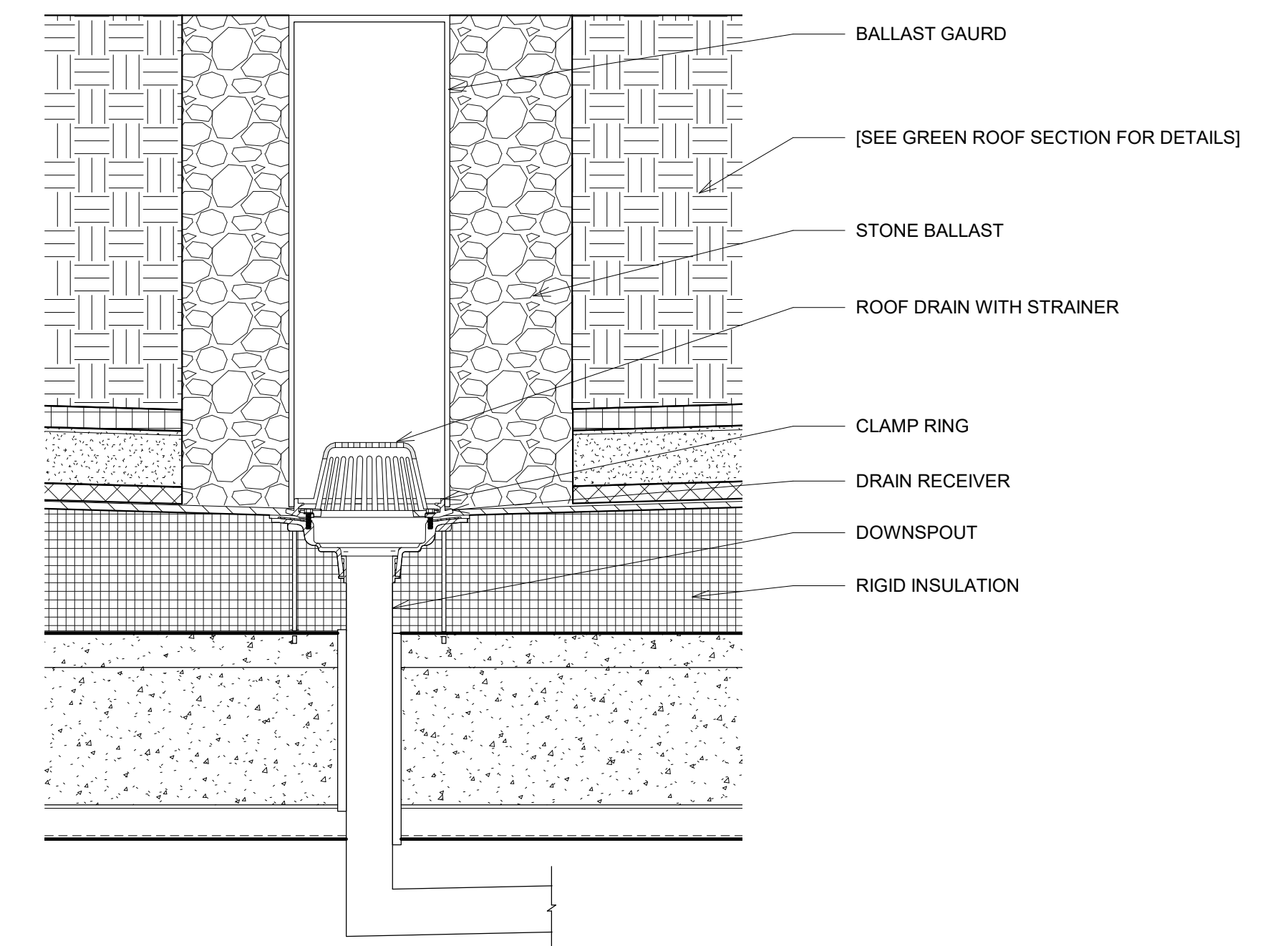


M206
ROOF DRAINAGE

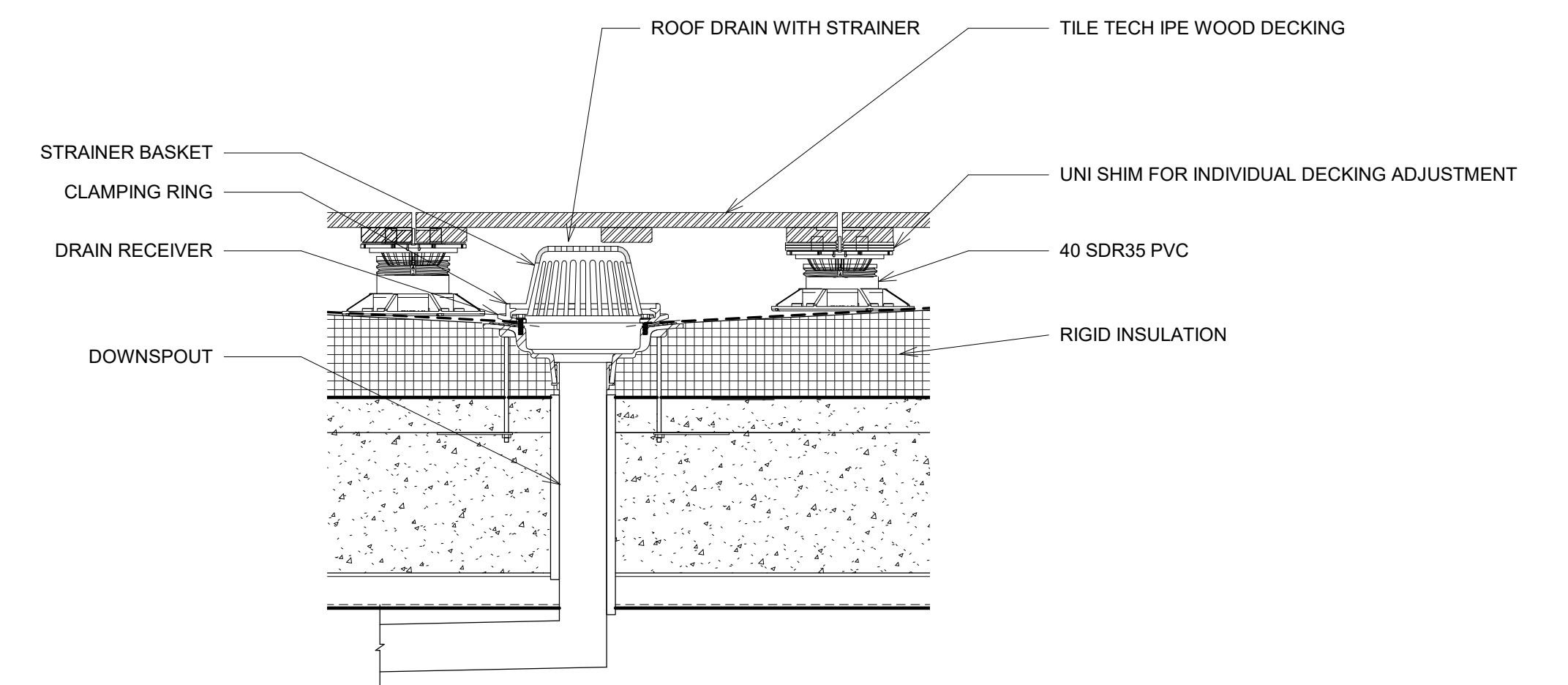
11/26/2018
 10:23:19 PM



① GREEN ROOF AND PAVER SECTION
1" = 1'-0"



② GREEN ROOF DRAIN DETAIL
1 1/2" = 1'-0"



③ PAVER DRAIN DETAIL
1 1/2" = 1'-0"



PINK FLAMINGOS

WILLIAM ANDERSON
REBECCA GREENBERG
JACOB GULINSON
IAN LEE

ARCHITECTURAL CONSULTANT

CLEMENTINA RUGGIERI, SPACE 4 ARCHITECTS
CR@4ARCH.COM

MEP ENGINEER

JONCE WALKER, THORNTON TOMASETTI
JWALKER@THORNTONTOMASETTI.COM

STRUCTURAL ENGINEER

JASON STONE, LERA
JASON.STONE@LERA.COM

ENCLOSURE CONSULTANT

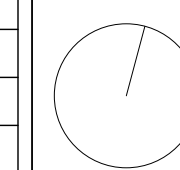
RYAN DONAGHY, SHOP
DONAGHYR@GMAIL.COM

GSAPP

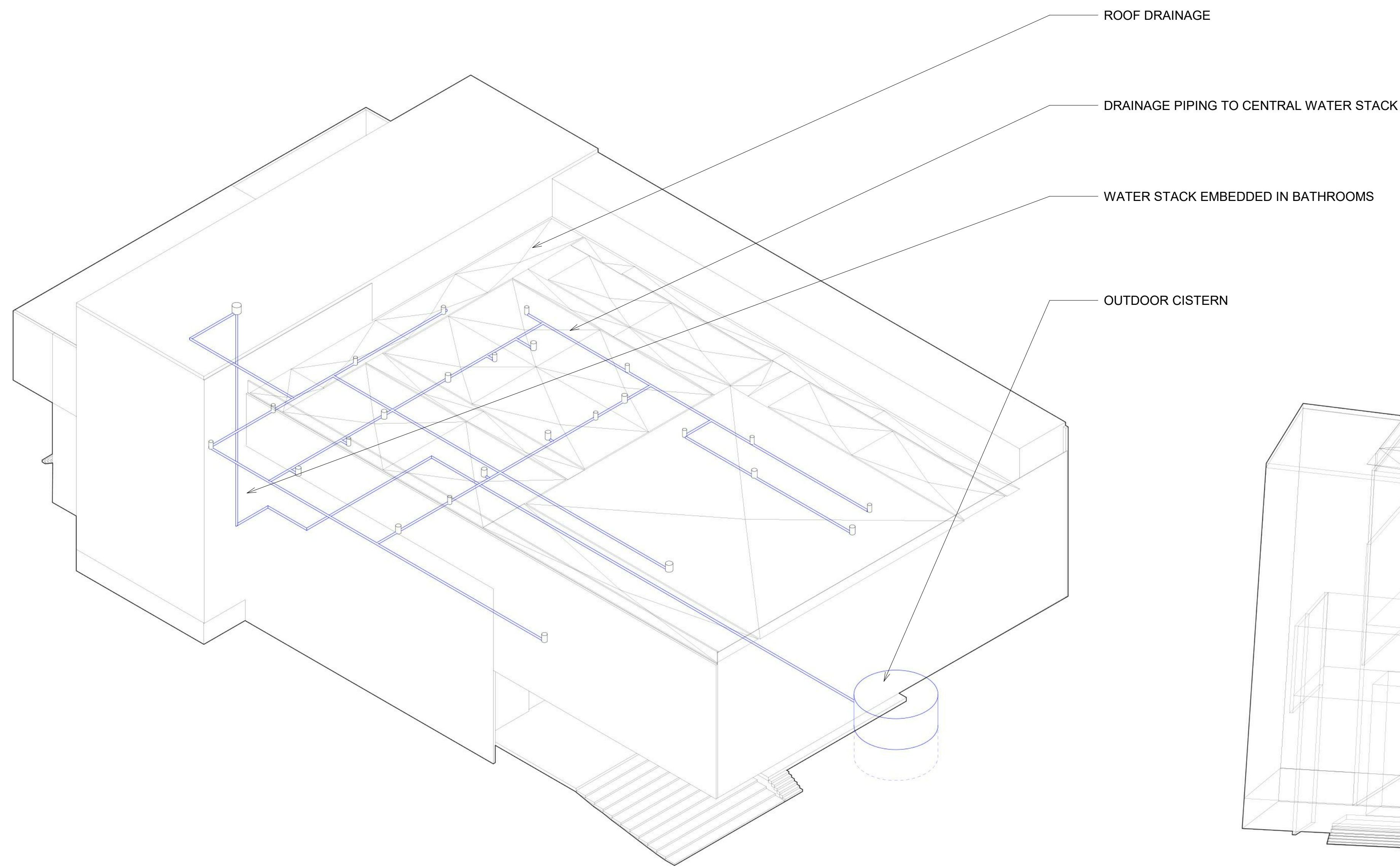
ELEVATED STATES

ISSUANCE

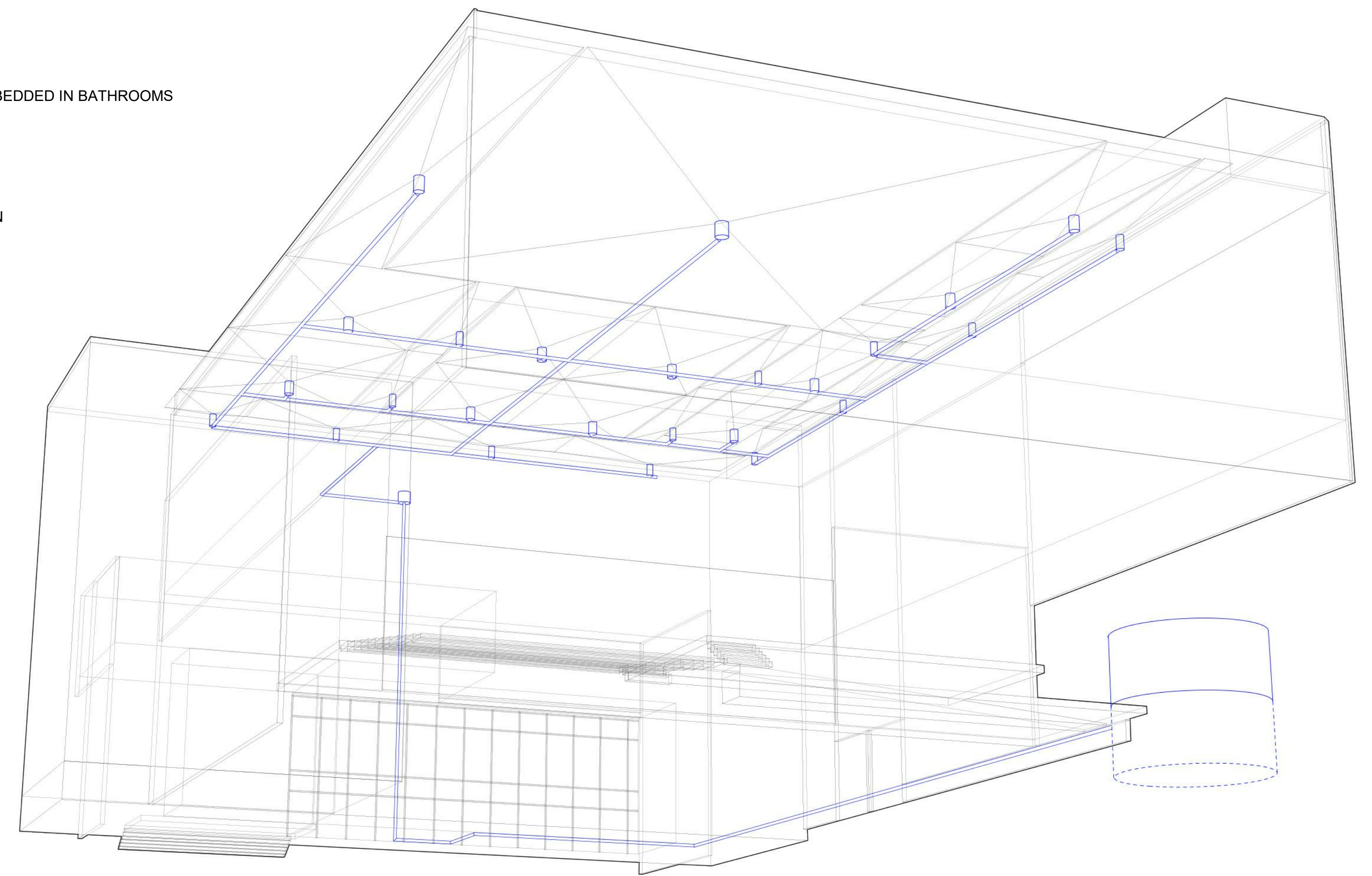
NO.	DESCRIPTION	DATE
1	SCHEMATIC DESIGN	09.18.2018
2	DESIGN DEVELOPMENT	10.23.2018
3	CONSTRUCTION DOCUMENTS	11.27.2018



M207
MEP - WATER DRAINAGE



② WATER DRAINAGE AXON Copy 1
3/4" = 1'-0"



① WATER DRAINAGE AXON
3/4" = 1'-0"



PINK FLAMINGOS

WILLIAM ANDERSON
REBECCA GREENBERG
JACOB GULINSON
IAN LEE

ARCHITECTURAL CONSULTANT

CLEMENTINA RUGGIERI, SPACE 4 ARCHITECTS
CR@4ARCH.COM

MEP ENGINEER

JONCE WALKER, THORNTON TOMASETTI
JWALKER@THORNTONTOMASETTI.COM

STRUCTURAL ENGINEER

JASON STONE, LERA
JASON.STONE@LERA.COM

ENCLOSURE CONSULTANT

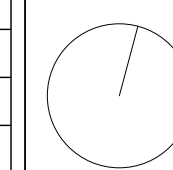
RYAN DONAGHY, SHOP
DONAGHYR@GMAIL.COM

GSAPP

ELEVATED STATES

ISSUANCE

NO.	DESCRIPTION	DATE
1	SCHEMATIC DESIGN	09.18.2018
2	DESIGN DEVELOPMENT	10.23.2018
3	CONSTRUCTION DOCUMENTS	11.27.2018



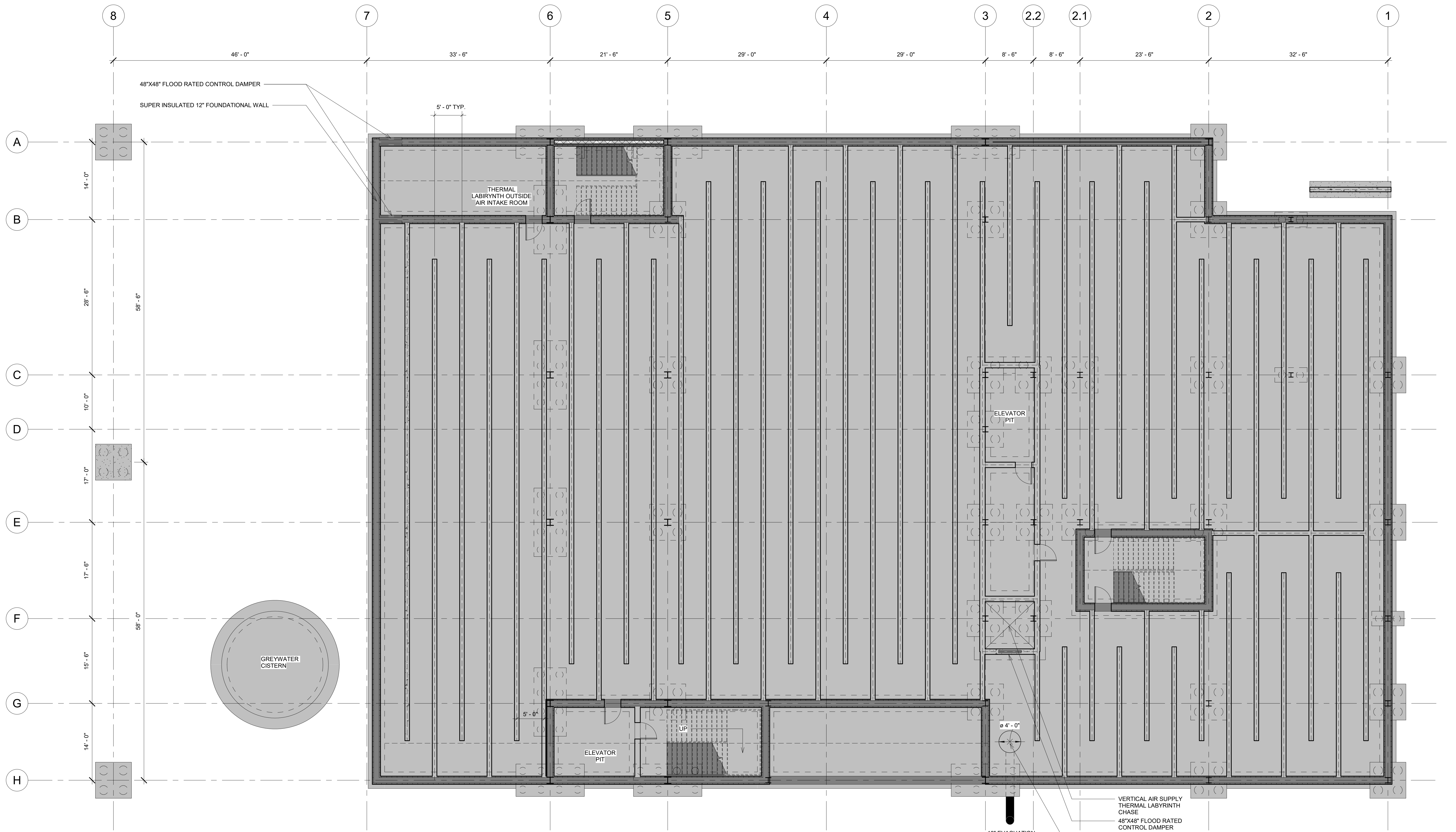
M208
WATER STRATEGY AXON

11/26/2018
8:34:39 PM

LEVEL GRADE REFERENCE ELEVATIONS IS +4'-0"
TOP OF CONCRETE IS AT ELEVATION NOTED IN THE PLAN (X'-X") WHERE (+) IS ABOVE AND (-) IS BELOW THE REFERENCE ELEVATION.

FLOOR CONSTRUCTION IS 8" LIGHTWEIGHT CONCRETE OVER 2" COMPOSITE DECK, TYPE D1.
SLAB IS SHOWN HATCHED IN HALFTONE GREY FOR THE BENEFIT OF UNDERSTANDING SLAB EDGE CONDITIONS

- 3. INDICATES STEEL MOMENT CONDITION
- 4. INDICATES SLAB SPANING DIRECTION
- 1. INDICATES COLUMN ABOVE
- 2. INDICATES COLUMN BELOW
- 3. INDICATES SLOPED SLAB CONDITION
- 4. INDICATES SLAB HEIGHT CHANGE CONDITION
- 3. INDICATES W14 BRACING CONDITION
- 4. INDICATES TRUSS LOCATION



LEVEL 0 - STRUCTURAL PLAN (-4'-0")
BELOW GRADE - FOUNDATION &
THERMAL LABYRINTH
1/8" = 1'-0"

VERTICAL AIR SUPPLY
THERMAL LABYRINTH
CHASE
48"x48" FLOOD RATED
CONTROL DAMPER
-12' BELOW WEST GRADE SUMP
WITH EXTERNAL DRAIN PIPE CONNECTION
TO EAST GRADE FOR STANDING WATER
EVACUATION.



PINK FLAMINGOS
WILLIAM ANDERSON
REBECCA GREENBERG
JACOB GULINSON
IAN LEE

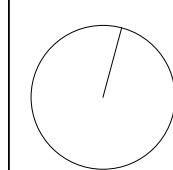
ARCHITECTURAL CONSULTANT
CLEMENTINA RUGGIERI, SPACE 4 ARCHITECTS
CR@4ARCH.COM
MEP ENGINEER
JONCE WALKER, THORNTON TOMASETTI
JWALKER@THORNTONTOMASETTI.COM

STRUCTURAL ENGINEER
JASON STONE, LERA
JASON.STONE@LERA.COM
ENCLOSURE CONSULTANT
RYAN DONAGHY, SHOP
DONAGHYR@GMAIL.COM

GSAPP

ELEVATED STATES

ISSUANCE		
NO.	DESCRIPTION	DATE
1	SCHEMATIC DESIGN	09.18.2018
2	DESIGN DEVELOPMENT	10.23.2018
3	CONSTRUCTION DOCUMENTS	11.27.2018



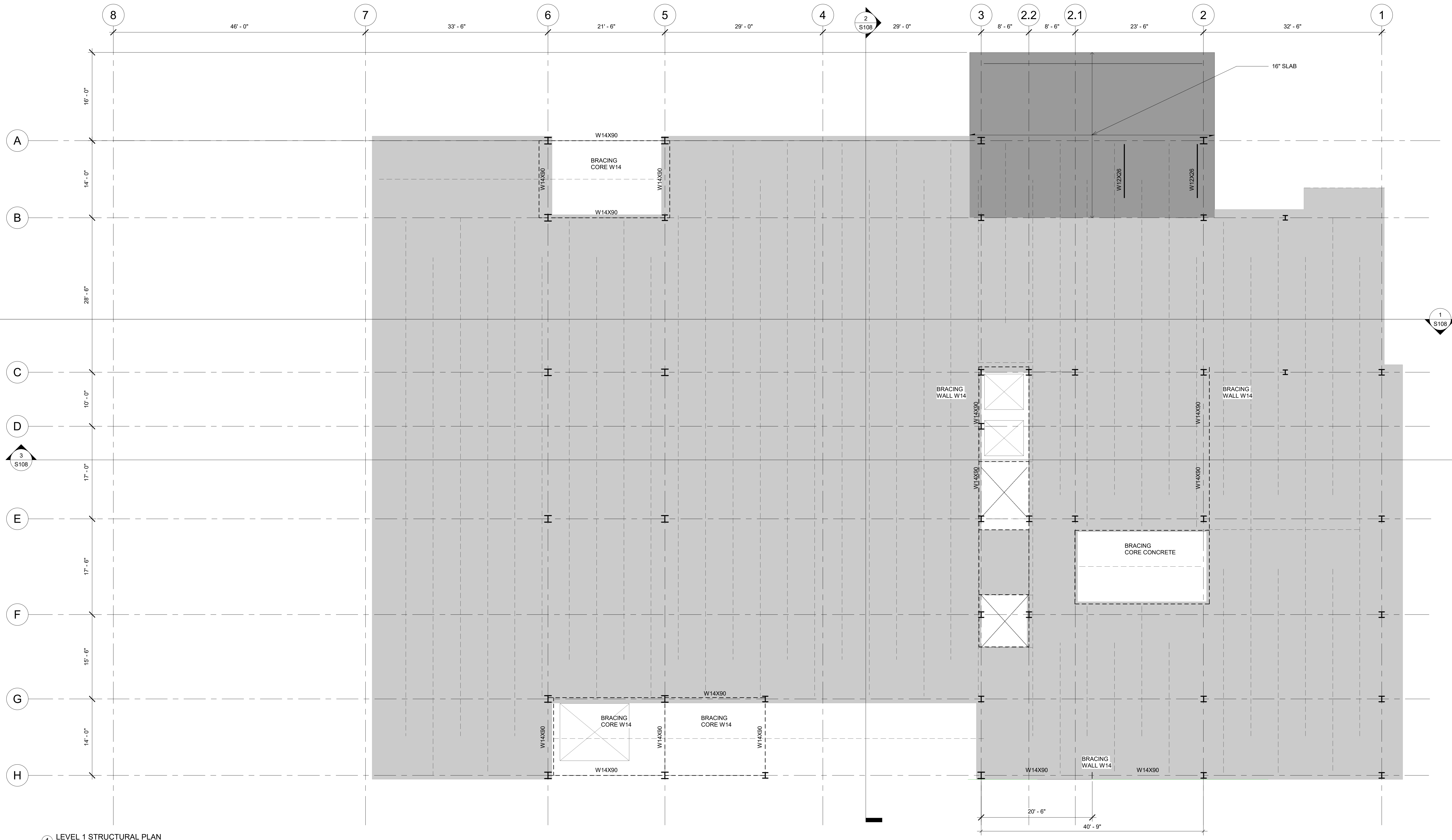
S100
LEVEL 0 THERMAL LABYRINTH

11/24/2018
3:43:59 PM

LEVEL GRADE REFERENCE ELEVATIONS IS +4'-0"
TOP OF CONCRETE IS AT ELEVATION NOTED IN THE PLAN (X-X') WHERE (+) IS ABOVE AND (-) IS BELOW THE REFERENCE ELEVATION.

FLOOR CONSTRUCTION IS 8" LIGHTWEIGHT CONCRETE OVER 2" COMPOSITE DECK, TYPE D1.
SLAB IS SHOWN HATCHED IN HALFTONE GREY FOR THE BENEFIT OF UNDERSTANDING SLAB EDGE CONDITIONS

- 3. INDICATES STEEL MOMENT CONDITION
- 4. INDICATES SLAB SPANING DIRECTION
- 1. INDICATES COLUMN ABOVE
- 2. INDICATES COLUMN BELOW
- 3. INDICATES SLOPED SLAB CONDITION
- 4. INDICATES SLAB HEIGHT CHANGE CONDITION
- 3. INDICATES W14 BRACING CONDITION
- 4. INDICATES TRUSS LOCATION



1 LEVEL 1 STRUCTURAL PLAN
1/8" = 1'-0"



PINK FLAMINGOS
WILLIAM ANDERSON
REBECCA GREENBERG
JACOB GULINSON
IAN LEE

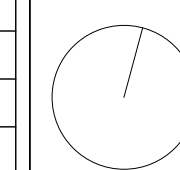
ARCHITECTURAL CONSULTANT
CLEMENTINA RUGGIERI, SPACE 4 ARCHITECTS
CR@4ARCH.COM
MEP ENGINEER
JONCE WALKER, THORNTON TOMASETTI
JWALKER@THORNTONTOMASETTI.COM

STRUCTURAL ENGINEER
JASON STONE, LERA
JASON.STONE@LERA.COM
ENCLOSURE CONSULTANT
RYAN DONAGHY, SHOP
DONAGHYR@GMAIL.COM

GSAPP

ELEVATED STATES

ISSUANCE		
NO.	DESCRIPTION	DATE
1	SCHEMATIC DESIGN	09.18.2018
2	DESIGN DEVELOPMENT	10.23.2018
3	CONSTRUCTION DOCUMENTS	11.27.2018



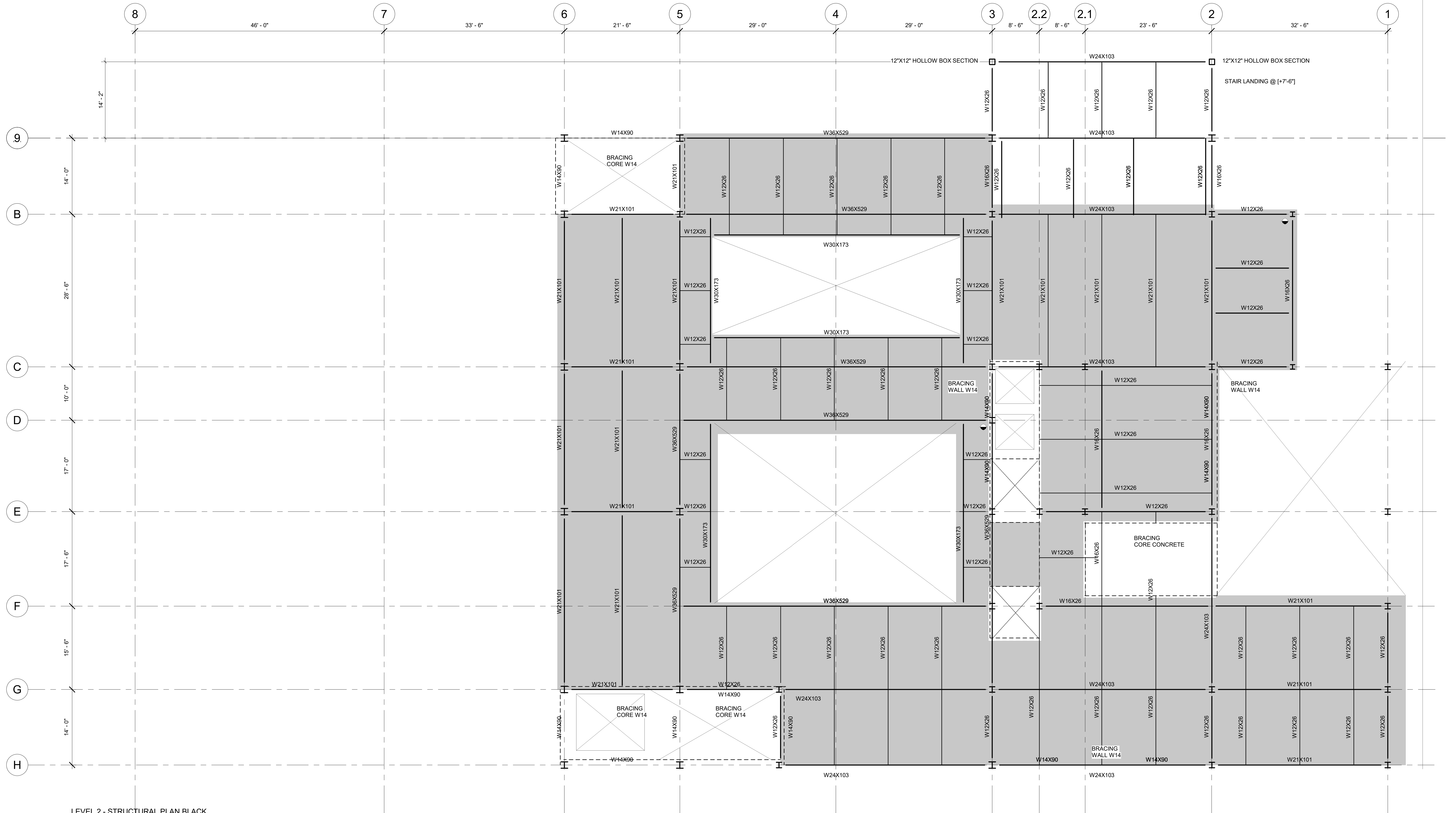
S101
LEVEL 1 STRUCTURE

11/24/2018
3:00:55 PM


LEVEL GRADE REFERENCE ELEVATIONS IS +4'-0"
TOP OF CONCRETE IS AT ELEVATION NOTED IN THE PLAN (X'-X") WHERE (+) IS ABOVE AND (-) IS BELOW THE REFERENCE ELEVATION.

FLOOR CONSTRUCTION IS 8" LIGHTWEIGHT CONCRETE OVER 2" COMPOSITE DECK, TYPE D1.
SLAB IS SHOWN HATCHED IN HALFTONE GREY FOR THE BENEFIT OF UNDERSTANDING SLAB EDGE CONDITIONS

- 3. INDICATES STEEL MOMENT CONDITION
- 4. INDICATES SLAB SPANING DIRECTION
- 1. INDICATES COLUMN ABOVE
- 2. INDICATES COLUMN BELOW
- 3. INDICATES SLOPED SLAB CONDITION
- 4. INDICATES SLAB HEIGHT CHANGE CONDITION
- 3. INDICATES W14 BRACING CONDITION
- 4. INDICATES TRUSS LOCATION



LEVEL 2 - STRUCTURAL PLAN BLACK BOX & 2 STORY GALLERY SPACE
1/8" = 1'-0"



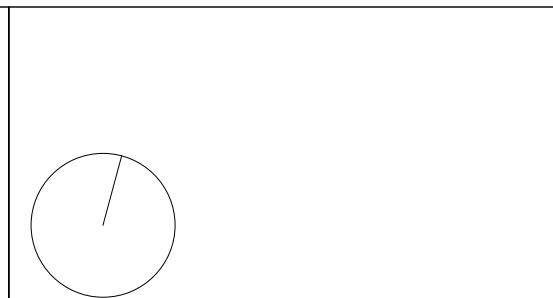
PINK FLAMINGOS
ARCHITECTURAL CONSULTANT
WILLIAM ANDERSON
REBECCA GREENBERG
JACOB GULINSON
IAN LEE
CLEMENTINA RUGGIERI, SPACE 4 ARCHITECTS
CR@4ARCH.COM
MEP ENGINEER
JONCE WALKER, THORNTON TOMASETTI
JWALKER@THORNTONTOMASETTI.COM

STRUCTURAL ENGINEER
JASON STONE, LERA
JASON.STONE@LERA.COM
ENCLOSURE CONSULTANT
RYAN DONAGHY, SHOP
DONAGHYR@GMAIL.COM

GSAPP
ELEVATED STATES

ISSUANCE

NO.	DESCRIPTION	DATE
1	SCHEMATIC DESIGN	09.18.2018
2	DESIGN DEVELOPMENT	10.23.2018
3	CONSTRUCTION DOCUMENTS	11.27.2018



S102
LEVEL 2 STRUCTURE

11/24/2018
3:01:04 PM

LEVEL GRADE REFERENCE ELEVATIONS IS +4'-0"
 TOP OF CONCRETE IS AT ELEVATION NOTED IN THE PLAN (X-X') WHERE (+) IS ABOVE AND (-) IS BELOW THE REFERENCE ELEVATION.

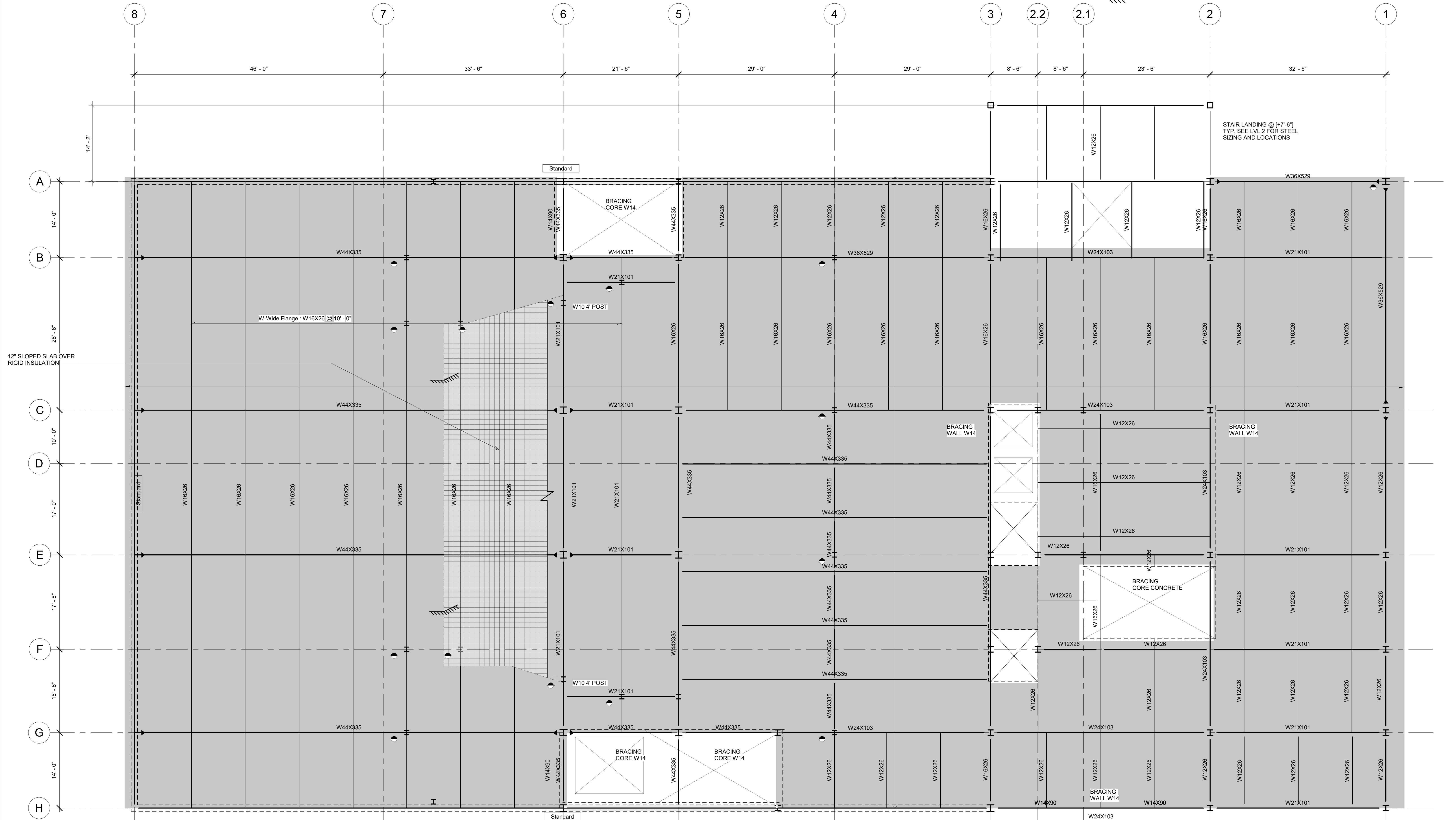
FLOOR CONSTRUCTION IS 8" LIGHTWEIGHT CONCRETE OVER 2" COMPOSITE DECK, TYPE D1.
 SLAB IS SHOWN HATCHED IN HALFTONE GREY FOR THE BENEFIT OF UNDERSTANDING SLAB EDGE CONDITIONS

3. INDICATES STEEL MOMENT CONDITION
 4. INDICATES SLAB SPANING DIRECTION

1. INDICATES COLUMN ABOVE
 2. INDICATES COLUMN BELOW

3. INDICATES SLOPED SLAB CONDITION
 4. INDICATES SLAB HEIGHT CHANGE CONDITION

3. INDICATES W14 BRACING CONDITION
 4. INDICATES TRUSS LOCATION



LEVEL 3 - STRUCTURAL PLAN
 AUDITORIUM FLOOR SLAB AND SLOPED
 SEATING STRUCTURE
 1/8" = 1'-0"



PINK FLAMINGOS

WILLIAM ANDERSON
 REBECCA GREENBERG
 JACOB GULINSON
 IAN LEE

ARCHITECTURAL CONSULTANT
 CLEMENTINA RUGGIERI, SPACE 4 ARCHITECTS
 CR@4ARCH.COM

MEP ENGINEER
 JONCE WALKER, THORNTON TOMASETTI
 JWALKER@THORNTONTOMASETTI.COM

STRUCTURAL ENGINEER
 JASON STONE, LERA
 JASON.STONE@LERA.COM

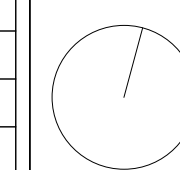
ENCLOSURE CONSULTANT
 RYAN DONAGHY, SHOP
 DONAGHYR@GMAIL.COM

GSAPP

ELEVATED STATES

ISSUANCE

NO.	DESCRIPTION	DATE
1	SCHEMATIC DESIGN	09.18.2018
2	DESIGN DEVELOPMENT	10.23.2018
3	CONSTRUCTION DOCUMENTS	11.27.2018

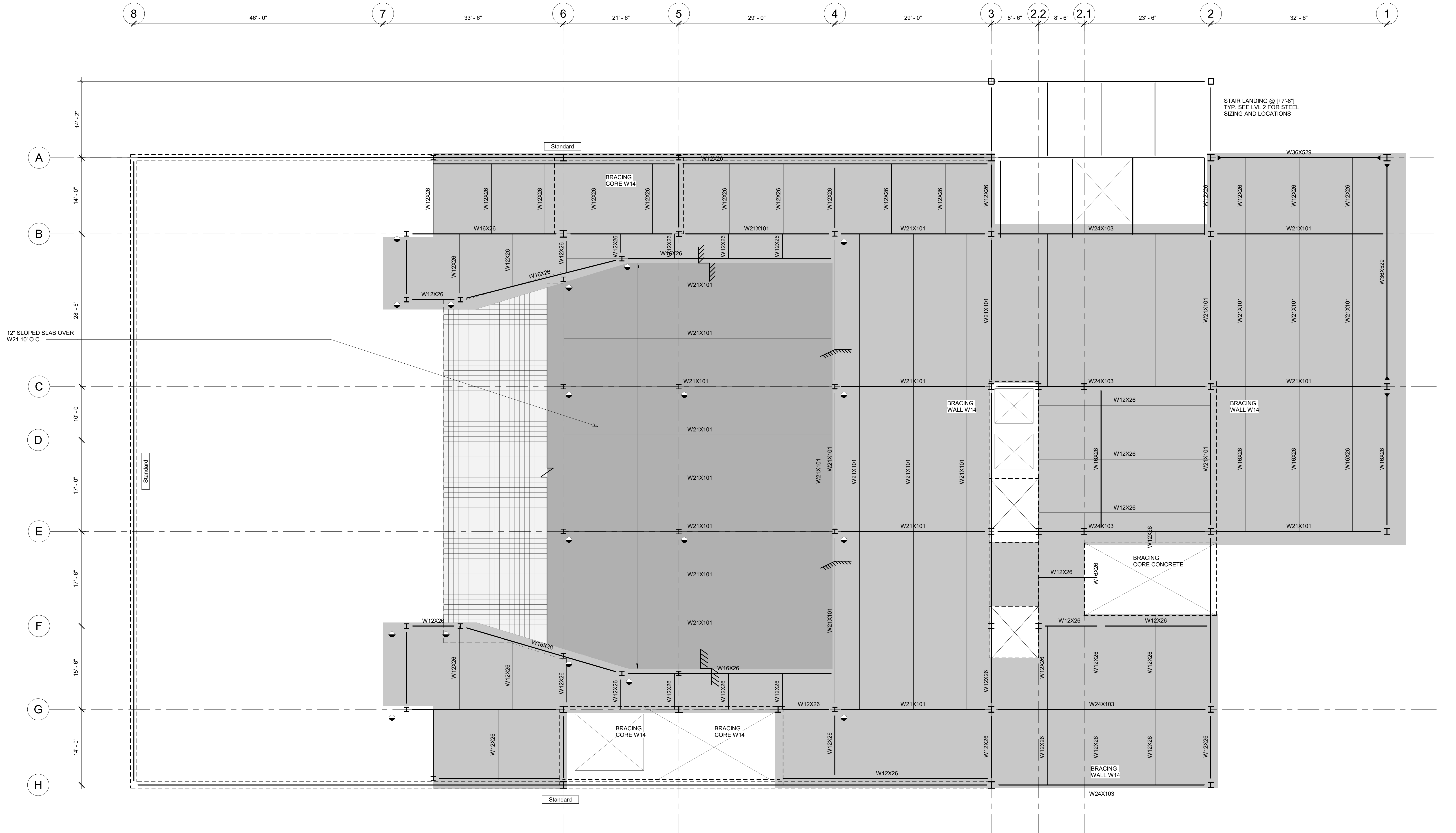


S103
LEVEL 3 STRUCTURE

LEVEL GRADE REFERENCE ELEVATIONS IS +4'-0"
TOP OF CONCRETE IS AT ELEVATION NOTED IN THE PLAN (X-X') WHERE (+) IS ABOVE AND (-) IS BELOW THE REFERENCE ELEVATION.

FLOOR CONSTRUCTION IS 8" LIGHTWEIGHT CONCRETE OVER 2" COMPOSITE DECK, TYPE D1.
SLAB IS SHOWN HATCHED IN HALFTONE GREY FOR THE BENEFIT OF UNDERSTANDING SLAB EDGE CONDITIONS

3. INDICATES STEEL MOMENT CONDITION
4. INDICATES SLAB SPANING DIRECTION
1. INDICATES COLUMN ABOVE
2. INDICATES COLUMN BELOW
3. INDICATES SLOPED SLAB CONDITION
4. INDICATES SLAB HEIGHT CHANGE CONDITION
3. INDICATES W14 BRACING CONDITION
4. INDICATES TRUSS LOCATION



1 LEVEL 4 - STEEL SPANNING
1/8" = 1'-0"



PINK FLAMINGOS
WILLIAM ANDERSON
REBECCA GREENBERG
JACOB GULINSON
IAN LEE

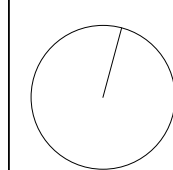
ARCHITECTURAL CONSULTANT
CLEMANTINA RUGGIERI, SPACE 4 ARCHITECTS
CR@4ARCH.COM
MEP ENGINEER
JONCE WALKER, THORNTON TOMASETTI
JWALKER@THORNTONTOMASETTI.COM

STRUCTURAL ENGINEER
JASON STONE, LERA
JASON.STONE@LERA.COM
ENCLOSURE CONSULTANT
RYAN DONAGHY, SHOP
DONAGHYR@GMAIL.COM

GSAPP

ELEVATED STATES

ISSUANCE		
NO.	DESCRIPTION	DATE
1	SCHEMATIC DESIGN	09.18.2018
2	DESIGN DEVELOPMENT	10.23.2018
3	CONSTRUCTION DOCUMENTS	11.27.2018



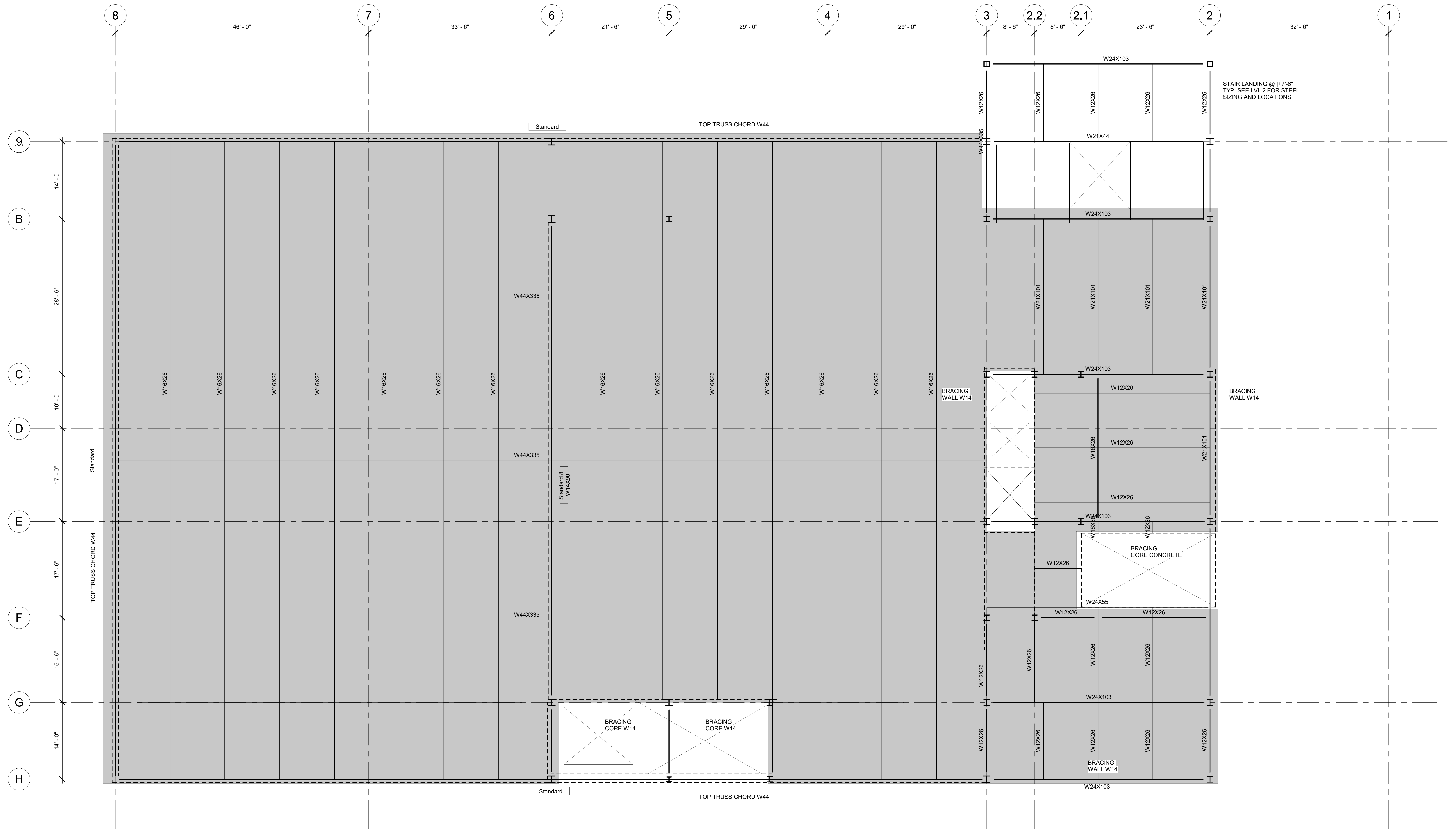
S104
LEVEL 4 STRUCTURE

11/24/2018
3:01:27 PM

LEVEL GRADE REFERENCE ELEVATIONS IS +4'-0"
 TOP OF CONCRETE IS AT ELEVATION NOTED IN THE PLAN (X-X') WHERE (+) IS ABOVE AND (-) IS BELOW THE REFERENCE ELEVATION.

FLOOR CONSTRUCTION IS 8" LIGHTWEIGHT CONCRETE OVER 2" COMPOSITE DECK, TYPE D1.
 SLAB IS SHOWN HATCHED IN HALFTONE GREY FOR THE BENEFIT OF UNDERSTANDING SLAB EDGE CONDITIONS

- 3. INDICATES STEEL MOMENT CONDITION
- 4. INDICATES SLAB SPANING DIRECTION
- 1. INDICATES COLUMN ABOVE
- 2. INDICATES COLUMN BELOW
- 3. INDICATES SLOPED SLAB CONDITION
- 4. INDICATES SLAB HEIGHT CHANGE CONDITION
- 3. INDICATES W14 BRACING CONDITION
- 4. INDICATES TRUSS LOCATION



1 ROOF - STRUCTURAL SPANNING STEEL
 PLAN
 1/8" = 1'-0"



PINK FLAMINGOS
 WILLIAM ANDERSON
 REBECCA GREENBERG
 JACOB GULINSON
 IAN LEE

ARCHITECTURAL CONSULTANT
 CLEMENTINA RUGGIERI, SPACE 4 ARCHITECTS
 CR@4ARCH.COM
MEP ENGINEER
 JONCE WALKER, THORNTON TOMASETTI
 JWALKER@THORNTONTOMASETTI.COM

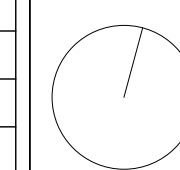
STRUCTURAL ENGINEER
 JASON STONE, LERA
 JASON.STONE@LERA.COM
ENCLOSURE CONSULTANT
 RYAN DONAGHY, SHOP
 DONAGHYR@GMAIL.COM

GSAPP

ELEVATED STATES

ISSUANCE

NO.	DESCRIPTION	DATE
1	SCHEMATIC DESIGN	09.18.2018
2	DESIGN DEVELOPMENT	10.23.2018
3	CONSTRUCTION DOCUMENTS	11.27.2018



S105
ROOF STRUCTURE

11/24/2018
 3:45:00 PM

GREEN POINT THEATER: Floor Beams and Girders SCHEDULE SIZING RULE OF THUMB TAKEN FROM ARCHITECT'S STUDIO COMPANION

STEEL ASTM A922

W12X26 229 BEAMS

Depth (inches) d	12.15	nominal					
Width (inches) bf	6.08		to	4.05	minimum		
Maximum Overhang	7.59						
Span (ft) decimal	243						
	feet	inch		1/16th (in)	1/32nd (in)	1/64th (in)	1/128 (in)
Span Given	20	0	0	0	0	0	0
Conversion to Inches	240	0	3	0	0	0	0

W14X90 56 BEAMS

Depth (inches) d	13.95	nominal					
Width (inches) bf	6.98		to	4.65	minimum		
Maximum Overhang	8.72						
Span (ft) decimal	279						
	feet	inch		1/16th (in)	1/32nd (in)	1/64th (in)	1/128 (in)
Span Given	23	0	0	0	0	0	0
Conversion to Inches	276	0	3	0	0	0	0

W16X26 71 BEAMS

Depth (inches) d	16.35	nominal					
Width (inches) bf	8.18		to	5.45	minimum		
Maximum Overhang	10.22						
Span (ft) decimal	327						
	feet	inch		1/16th (in)	1/32nd (in)	1/64th (in)	1/128 (in)
Span Given	27	0	0	0	0	0	0
Conversion to Inches	324	0	3	0	0	0	0

W21X101 87 BEAMS

Depth (inches) d	21.15	nominal					
Width (inches) bf	10.58		to	7.05	minimum		
Maximum Overhang	13.22						
Span (ft) decimal	423						
	feet	inch		1/16th (in)	1/32nd (in)	1/64th (in)	1/128 (in)
Span Given	35	0	0	0	0	0	0
Conversion to Inches	420	0	3	0	0	0	0

W24X103 32 BEAMS

Depth (inches) d	24.15	nominal					
Width (inches) bf	12.08		to	8.05	minimum		
Maximum Overhang	15.09						
Span (ft) decimal	483						
	feet	inch		1/16th (in)	1/32nd (in)	1/64th (in)	1/128 (in)
Span Given	40	0	0	0	0	0	0
Conversion to Inches	480	0	3	0	0	0	0

W30X173 6 BEAMS

Depth (inches) d	30.15	nominal					
Width (inches) bf	15.08		to	10.05	minimum		
Maximum Overhang	18.84						
Span (ft) decimal	603						
	feet	inch		1/16th (in)	1/32nd (in)	1/64th (in)	1/128 (in)
Span Given	50	0	0	0	0	0	0
Conversion to Inches	600	0	3	0	0	0	0

W36X529 14 BEAMS

Depth (inches) d	36.15	nominal					
Width (inches) bf	18.08		to	12.05	minimum		
Maximum Overhang	22.59						
Span (ft) decimal	723						
	feet	inch		1/16th (in)	1/32nd (in)	1/64th (in)	1/128 (in)
Span Given	60	0	0	0	0	0	0
Conversion to Inches	720	0	3	0	0	0	0

W44X335 38 BEAMS

Depth (inches) d	43.95	nominal					
Width (inches) bf	21.98		to	14.65	minimum		
Maximum Overhang	27.47						
Span (ft) decimal	879						
	feet	inch		1/16th (in)	1/32nd (in)	1/64th (in)	1/128 (in)
Span Given	73	0	0	0	0	0	0
Conversion to Inches	876	0	3	0	0	0	0

Steel Construction – Rules of Thumb

Floors (Beams and Girders)

To calculate the necessary depth of a beam, divide the span (in inches) by 20. For example, a 25' span would be $25 \times 12 / 20 = 15''$. The width of this beam would be between $1/3$ and $1/2$ the depth. The dimensions of a girder would be the same, but the flange would be thicker.

A beam overhang can be a maximum of $3/8$ of the supported span.

Floors (Decking and Joists)

Metal decking with shear studs, 2" deep spans 10', 3" spans 15' in the direction of the decking ribs. In addition to the decking depth, a concrete floor of 2-3" must be poured on top of the floor. Be sure to properly draw the corrugation of the decking, as its proper dimensions assure its rigidity.

Light Gauge steel joists or trusses 6" deep span 10'. For each additional 2" of depth, add 2' of span up to 12" deep. After 12" of depth, every additional 3" of depth add 2' of span.

Roofs must slope $1/4''$ / foot for proper drainage

Columns

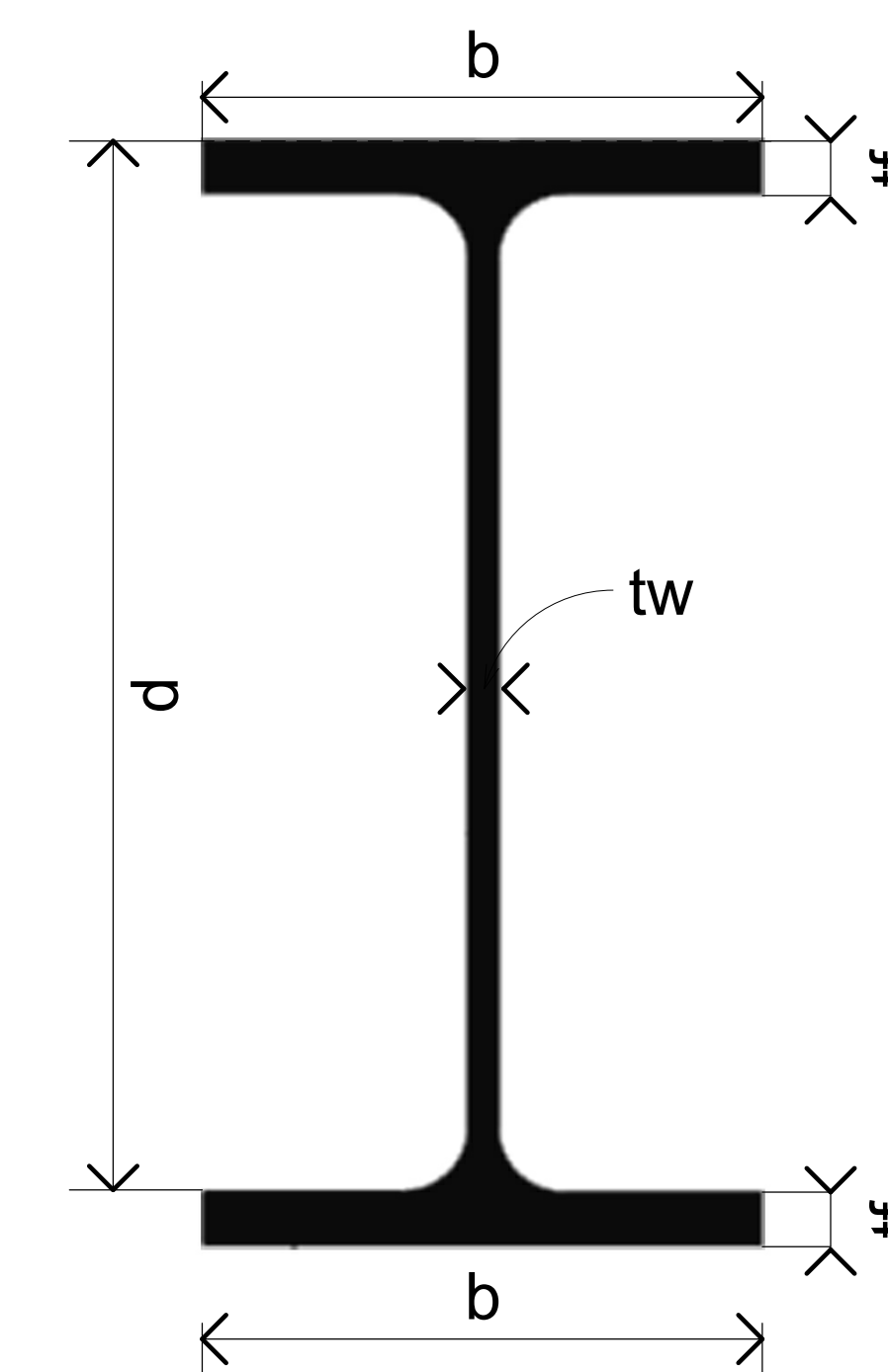
A column size depends on the floor area it is supporting; this floor area is calculated by subdividing the distance between the column and all adjacent columns. This area is cumulative from floor to floor.

A 6x6 column can support 750 sq.ft; a 8x8 column can support 3000 sq.ft, and a 12x12 column 6000 sq.ft. each additional 2" can add 1500 sq.ft. of supported area.

Example: a two-story building made up of 4 25'x25' bays. The column at the center of the plan supports an area $25' \times 25' \times 2$ stories = 1250 sq.ft. – so an 8x8 column would be large enough.

General Note

Using each of the methods above will most likely generate steel element sizes that do not coordinate with one another, for example an 8" interior column with a 6" exterior column with a 12" beam. It is necessary for you to coordinate dimensions in an efficient way to make the construction as efficient as possible.



PINK FLAMINGOS

WILLIAM ANDERSON
REBECCA GREENBERG
JACOB GULINSON
IAN LEE

ARCHITECTURAL CONSULTANT

CLEMENTINA RUGGIERI, SPACE 4 ARCHITECTS
CR@4ARCH.COM

MEP ENGINEER

JONCE WALKER, THORNTON TOMASETTI
JWALKER@THORNTONTOMASETTI.COM

STRUCTURAL ENGINEER

JASON STONE, LERA
JASON.STONE@LERA.COM

ENCLOSURE CONSULTANT

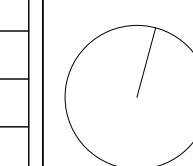
RYAN DONAGHY, SHOP
DONAGHYR@GMAIL.COM

GSAPP

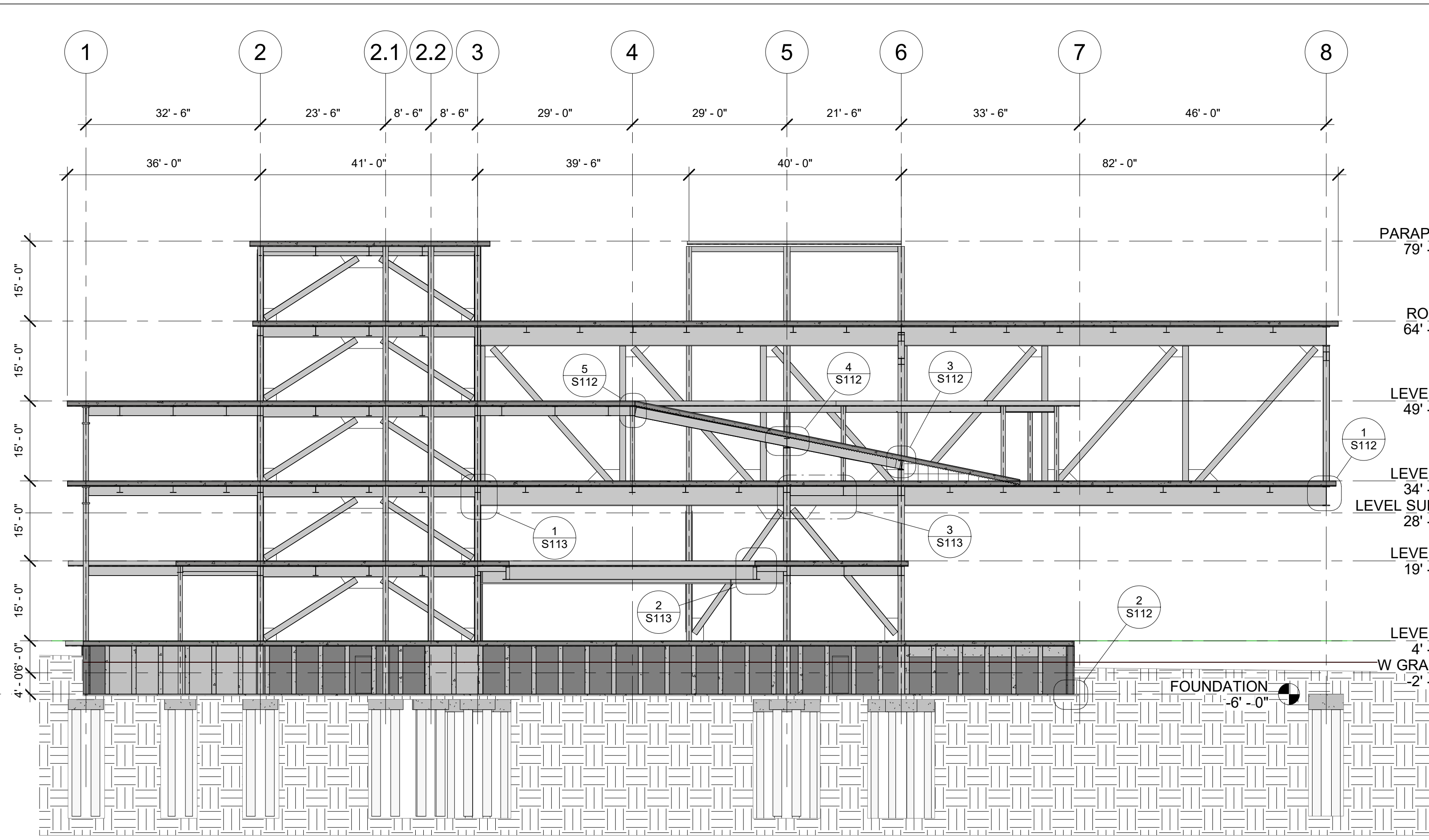
ELEVATED STATES

ISSUANCE

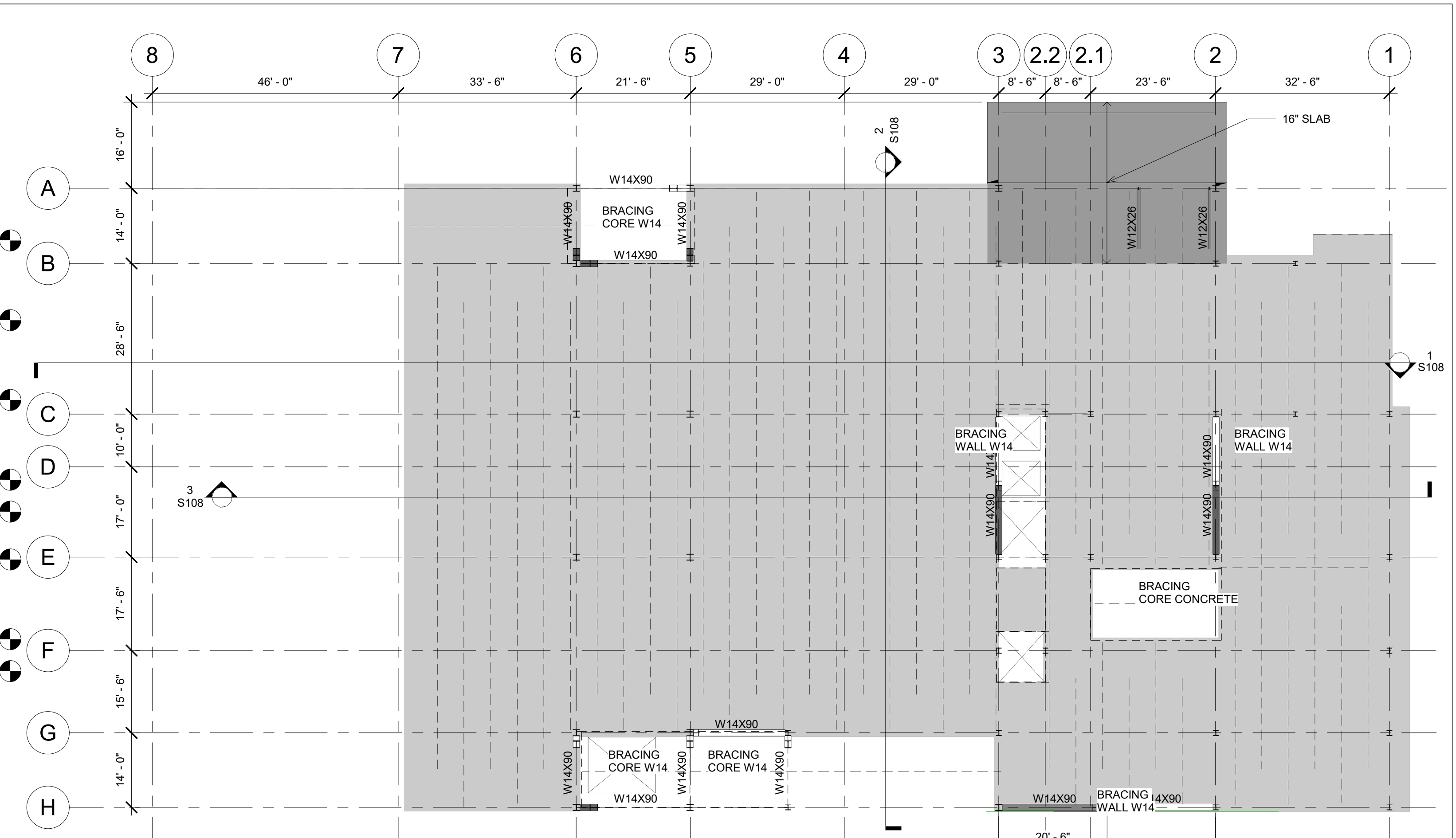
NO.	DESCRIPTION	DATE
1	SCHEMATIC DESIGN	09.18.2018
2	DESIGN DEVELOPMENT	10.23.2018
3	CONSTRUCTION DOCUMENTS	11.27.2018



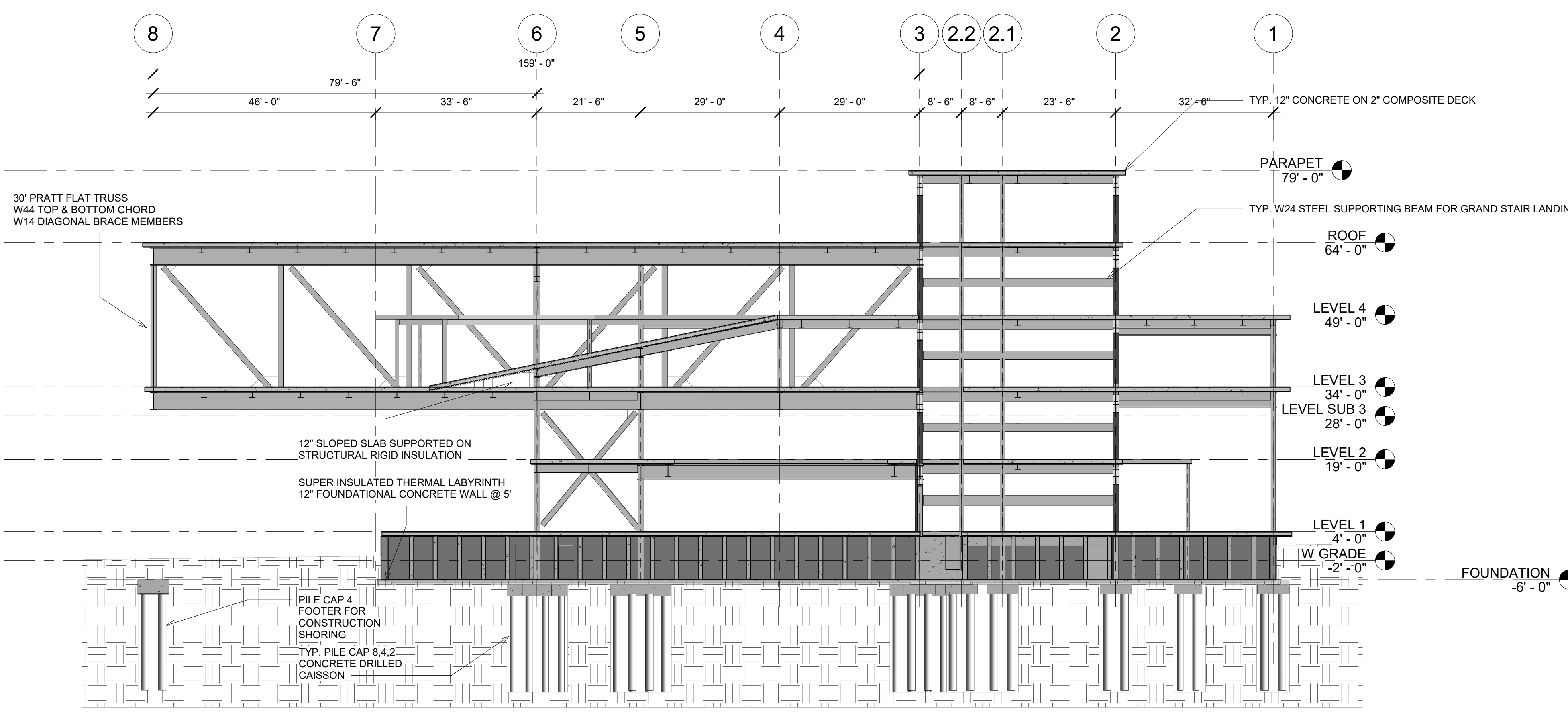
S107
STRUCTURAL REFERENCES



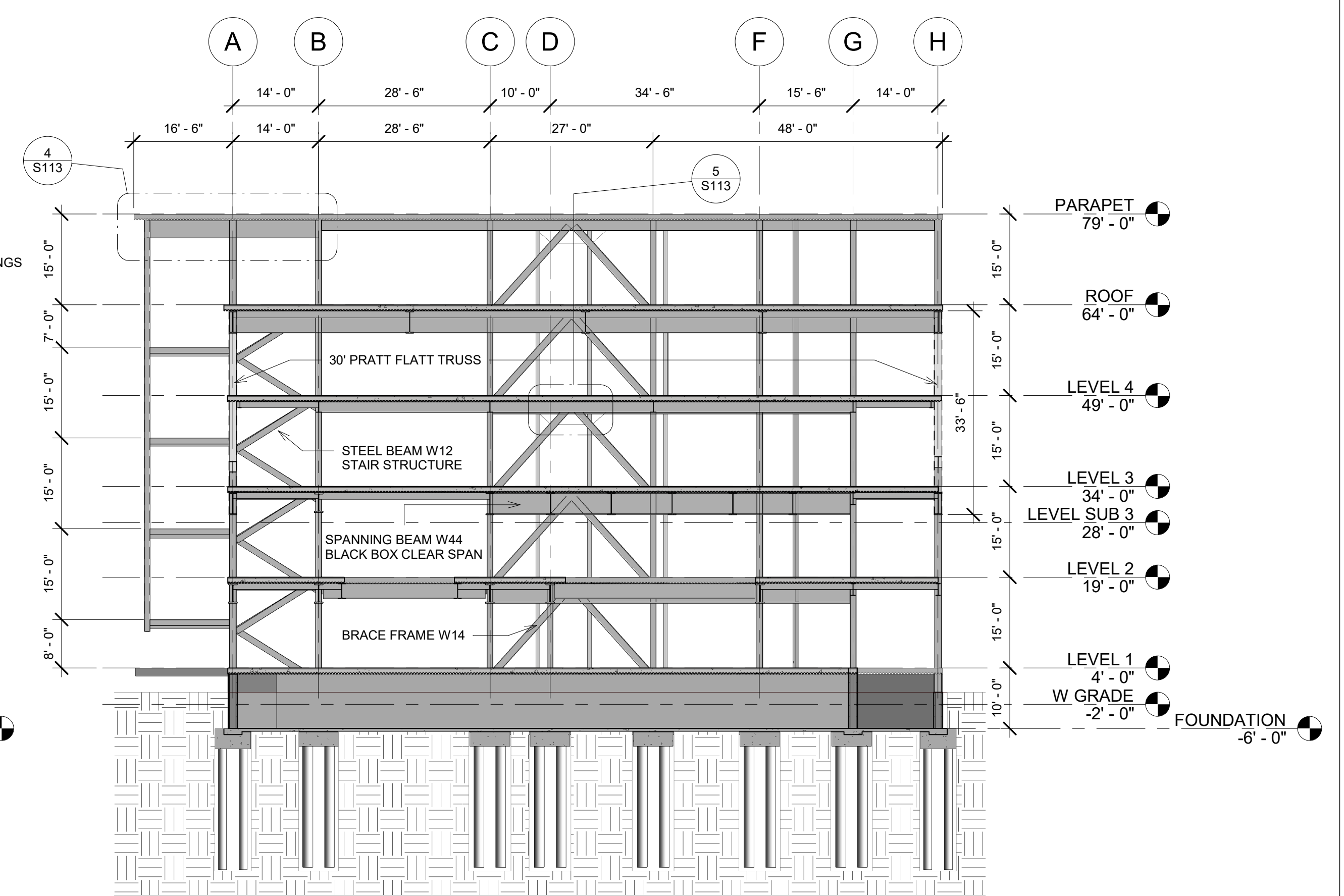
1 STRUCTURAL SECTION A
1/16" = 1'-0"



4 LEVEL 1 STRUCTURAL KEY PLAN
1/16" = 1'-0"



3 STRUCTURAL SECTION C
1/16" = 1'-0"



2 STRUCTURAL SECTION B
1/16" = 1'-0"



PINK FLAMINGOS
ARCHITECTURAL CONSULTANT
WILLIAM ANDERSON
REBECCA GREENBERG
JACOB GULINSON
IAN LEE
CLEMENTINA RUGGERI, SPACE 4 ARCHITECTS
CR@4ARCH.COM
MEP ENGINEER
JONCE WALKER, THORNTON TOMASETTI
JWALKER@THORNTONTOMASETTI.COM

STRUCTURAL ENGINEER
JASON STONE, LERA
JASON.STONE@LERA.COM
ENCLOSURE CONSULTANT
RYAN DONAGHY, SHOP
DONAGHYR@GMAIL.COM

GSAPP
ELEVATED STATES

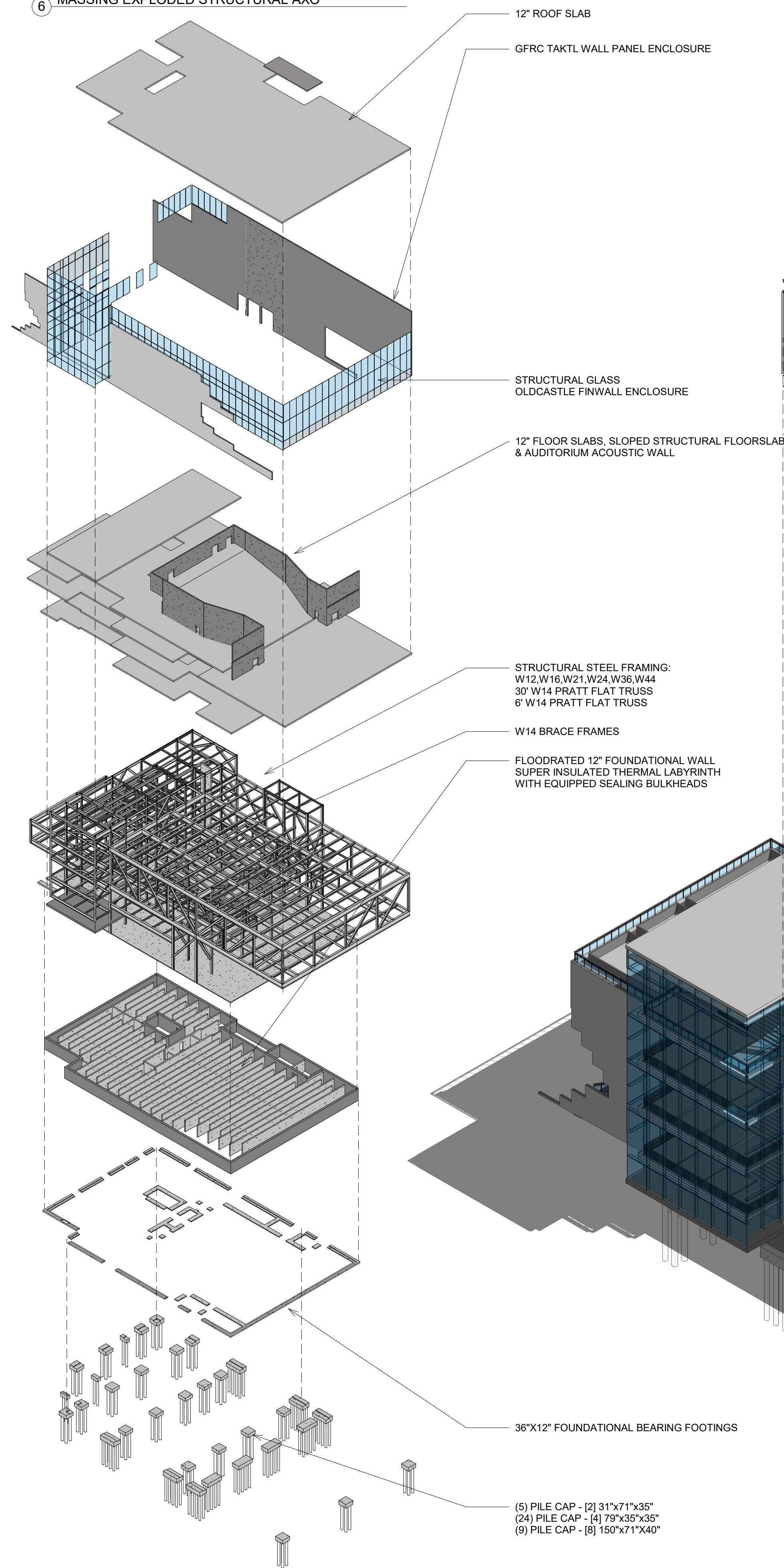
ISSUANCE

NO.	DESCRIPTION	DATE
1	SCHEMATIC DESIGN	09.18.2018
2	DESIGN DEVELOPMENT	10.23.2018
3	CONSTRUCTION DOCUMENTS	11.27.2018

S108
STRUCTURAL SECTION

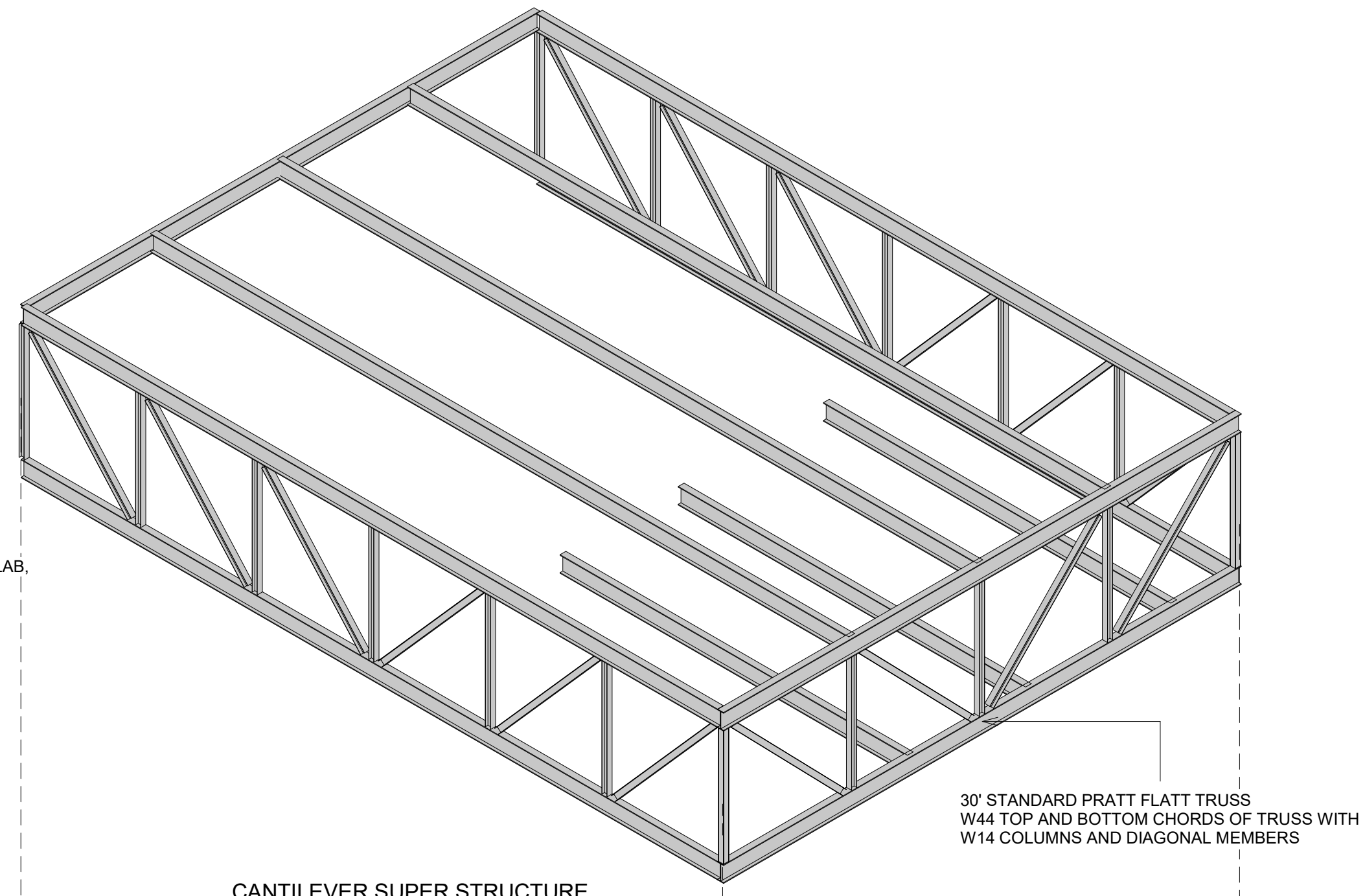
11/24/2018
3:27:44 PM

6 MASSING EXPLODED STRUCTURAL AXO

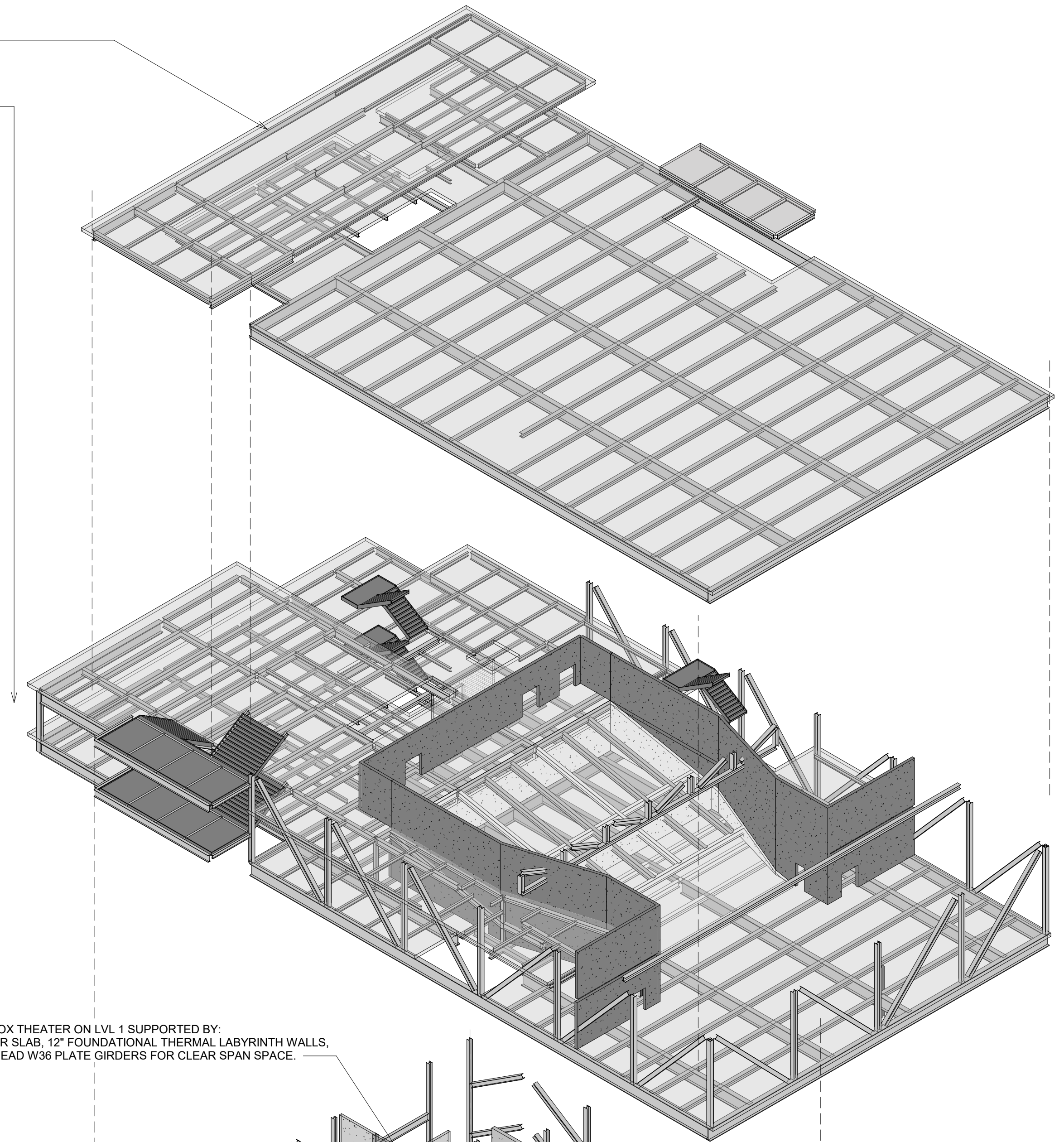


ROOF STRUCTURE 12" FLOOR SLAB IN 2" STEEL DECKING
SUPPORTED BY 6' PRATT FLAT TRUSS, W44 PLATE GIRDERS,
& W16 10' O.C. SPACING

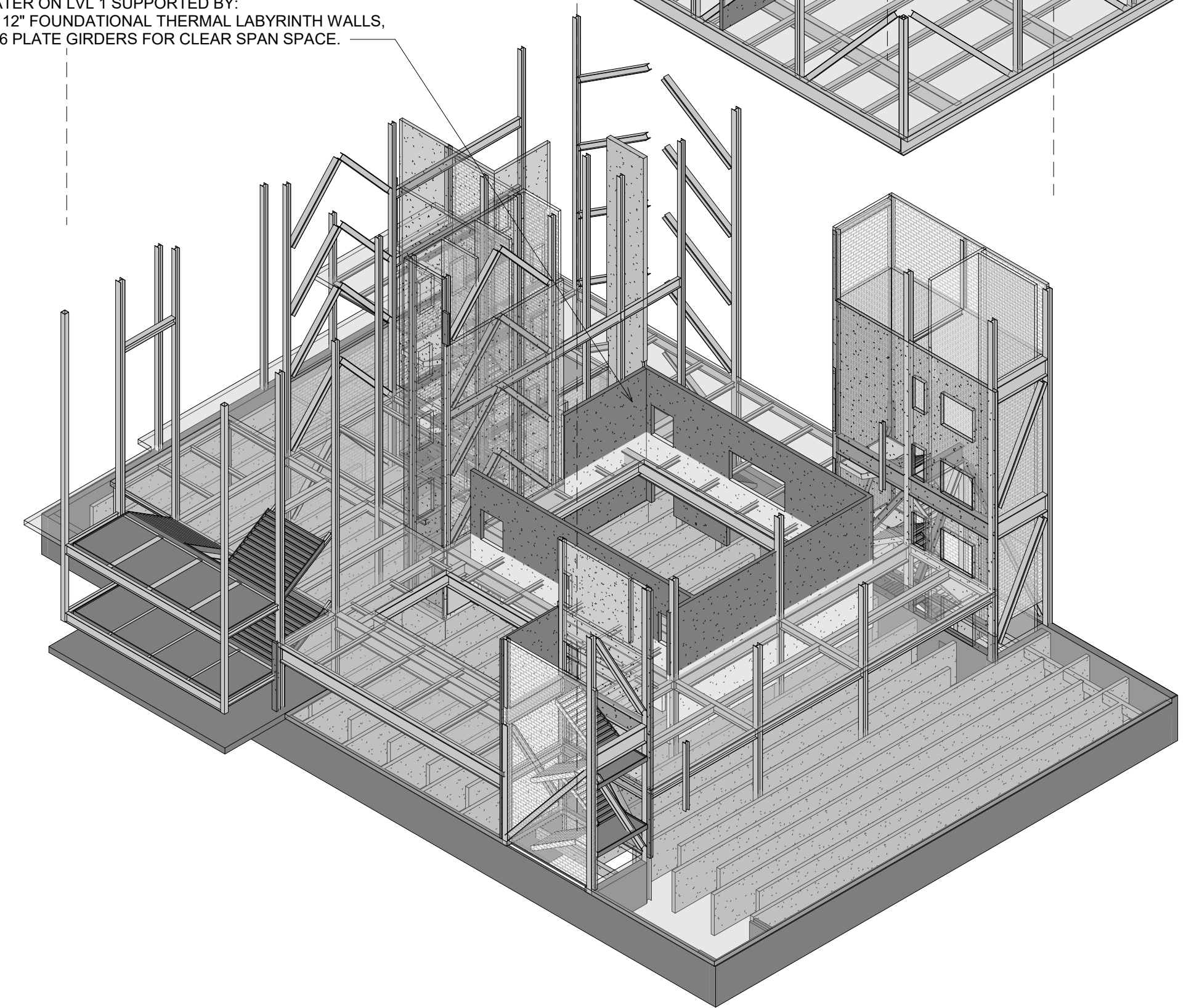
CANTILEVER AUDITORIUM LEVELS 3 & 4 SUPPORTED BY
30' W44 PRATT FLAT TRUSS, W44 PLATE GIRDERS,
& W16 10' O.C. SPACING. 12" FLOOR PLATE.



- 1 CANTILEVER SUPER STRUCTURE
STEEL 30' TRUSS (W44 & W14)
- 5 MASSING - ENCLOSURE AND
STRUCTURE



7 MASSING EXPLODED LEVELS



PINK FLAMINGOS

WILLIAM ANDERSON
REBECCA GREENBERG
JACOB GULINSON
IAN LEE

ARCHITECTURAL CONSULTANT

CLEMENTINA RUGGIERI, SPACE 4 ARCHITECTS
CR@4ARCH.COM

MEP ENGINEER

JONCE WALKER, THORNTON TOMASETTI
JWALKER@THORNTONTOMASETTI.COM

STRUCTURAL ENGINEER

JASON STONE, LERA
JASON.STONE@LERA.COM

ENCLOSURE CONSULTANT

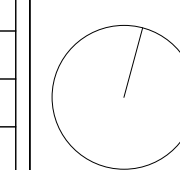
RYAN DONAGHY, SHOP
DONAGHYR@GMAIL.COM

GSAPP

**ELEVATED
STATES**

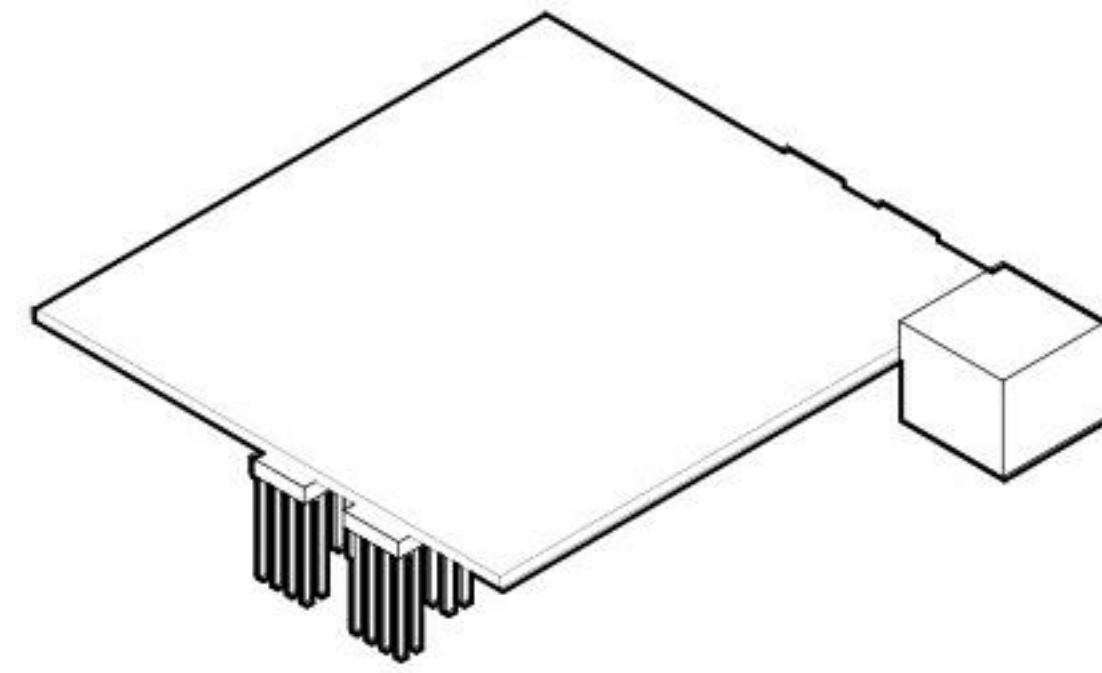
ISSUANCE

NO.	DESCRIPTION	DATE
1	SCHEMATIC DESIGN	09.18.2018
2	DESIGN DEVELOPMENT	10.23.2018
3	CONSTRUCTION DOCUMENTS	11.27.2018

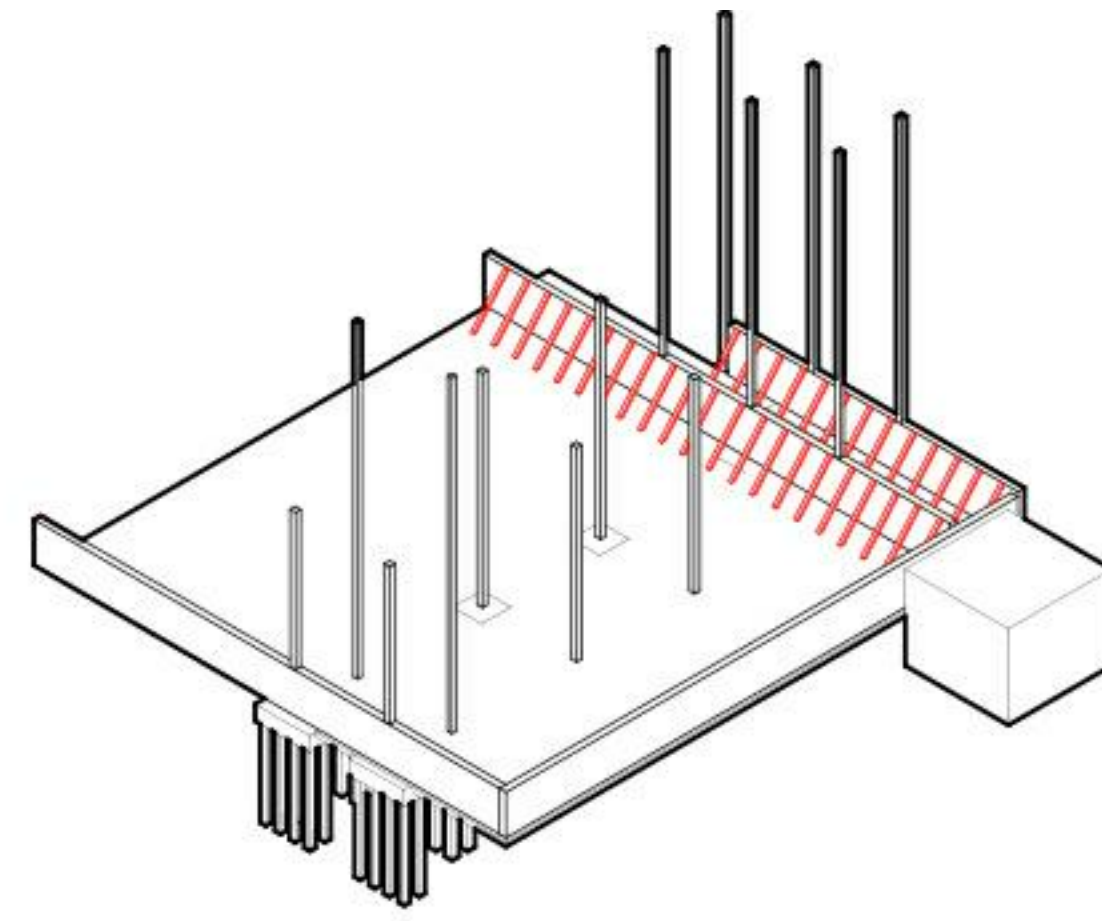


S109
STRUCTURAL CONCEPT/ AXON

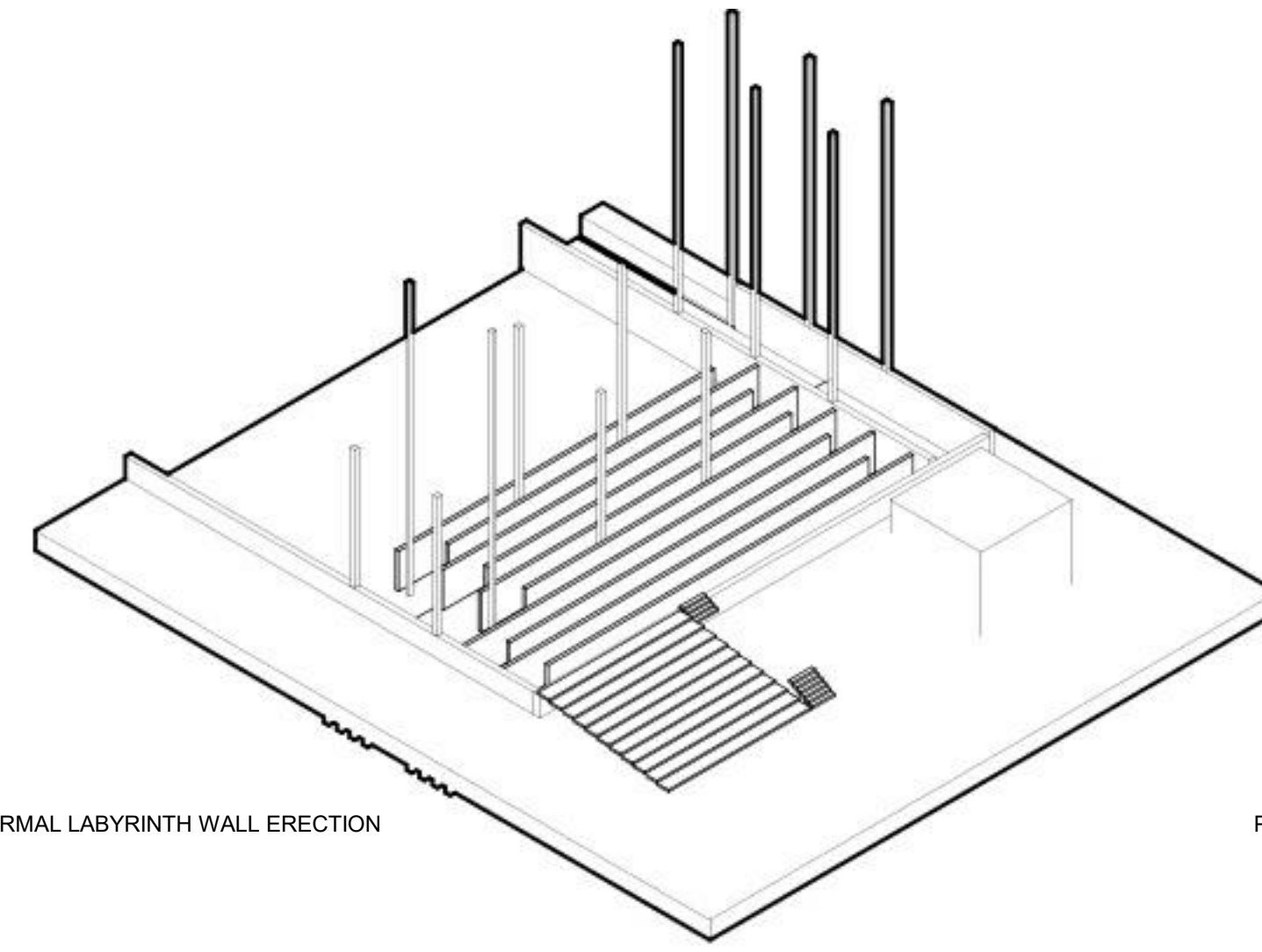
11/24/2018
3:03:30 PM



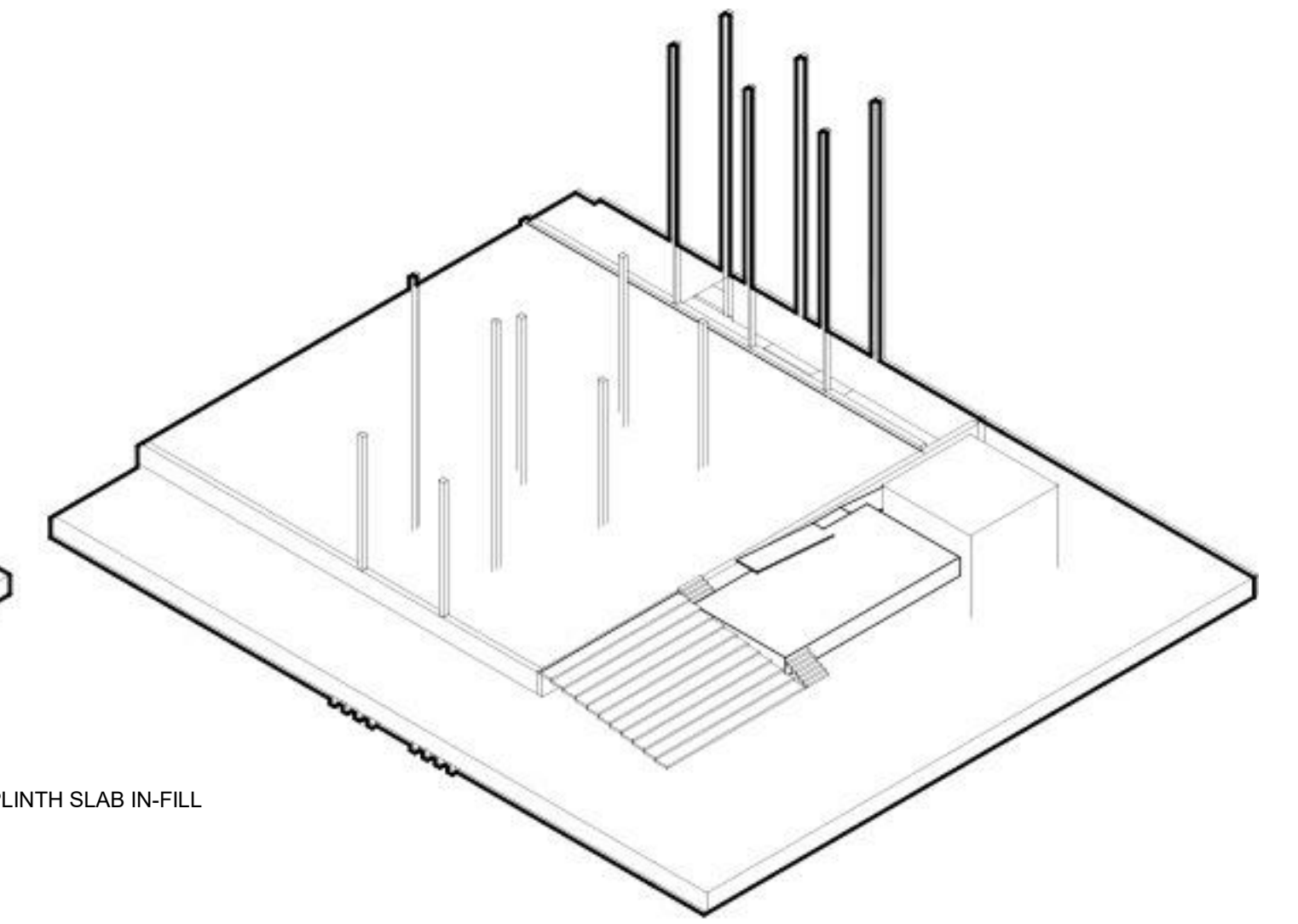
FOUNDATION EXCAVATION + PILING INSERTION



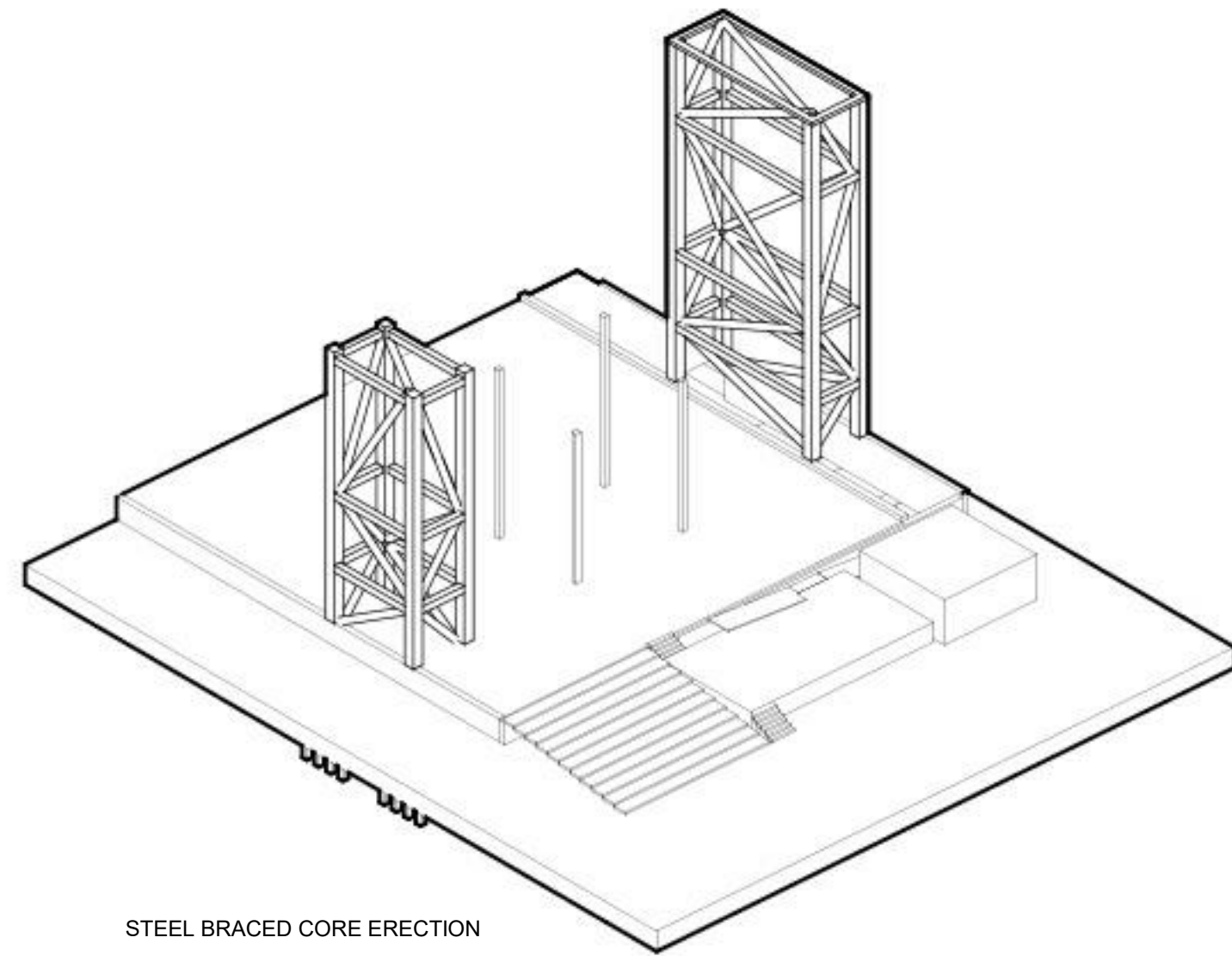
PLINTH WALL SHORING + COLUMN ERECTION



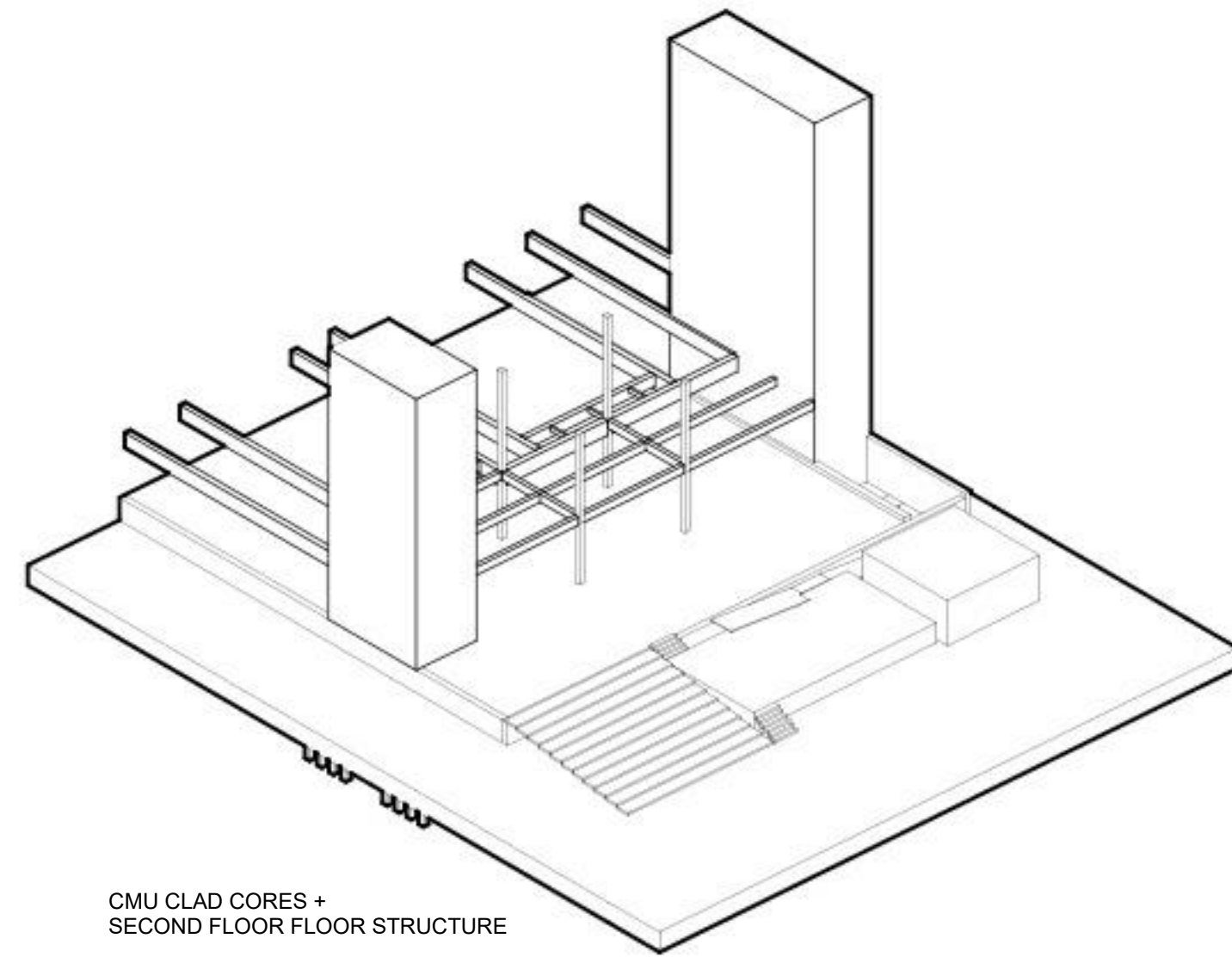
THERMAL LABYRINTH WALL ERECTION



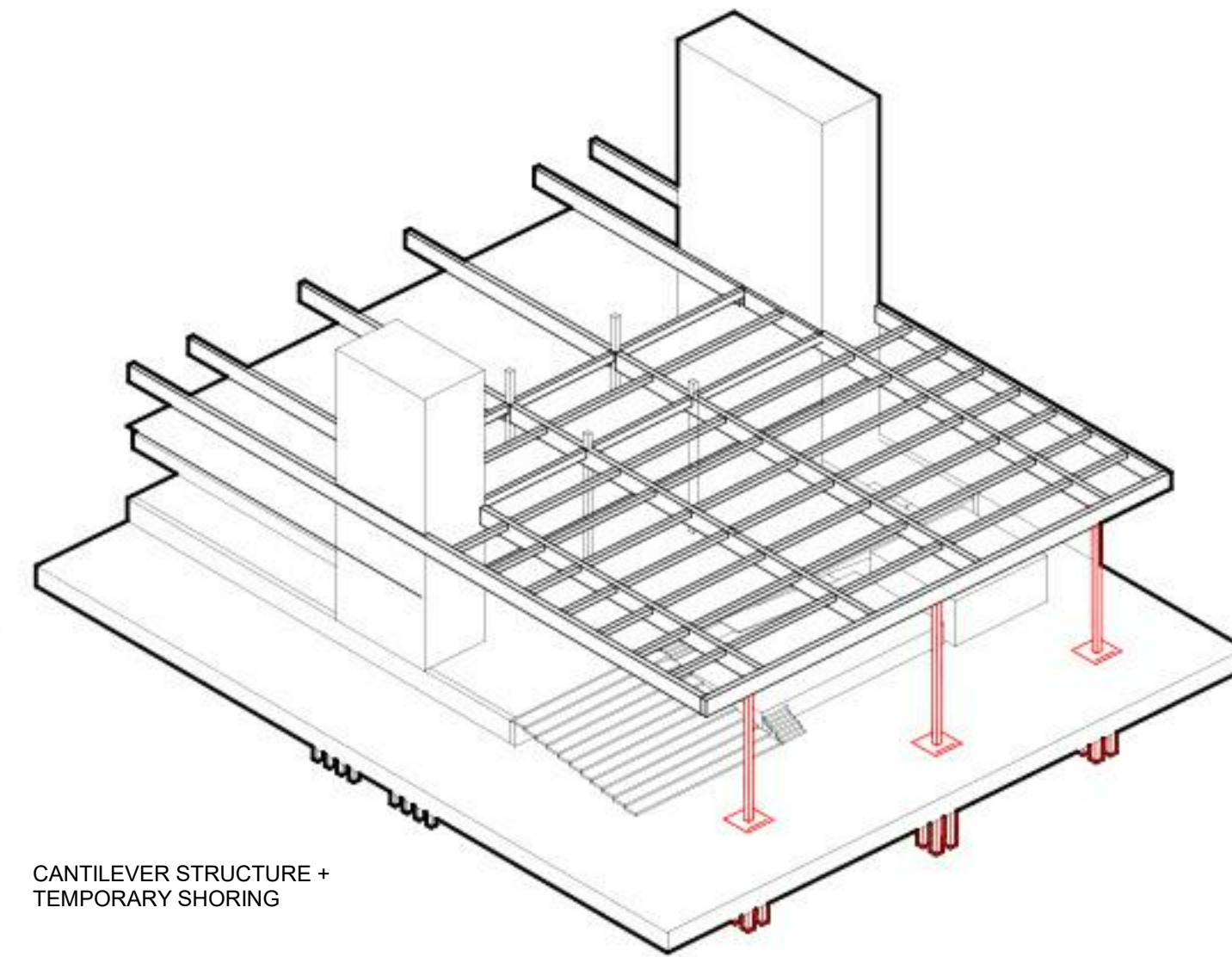
PLINTH SLAB IN-FILL



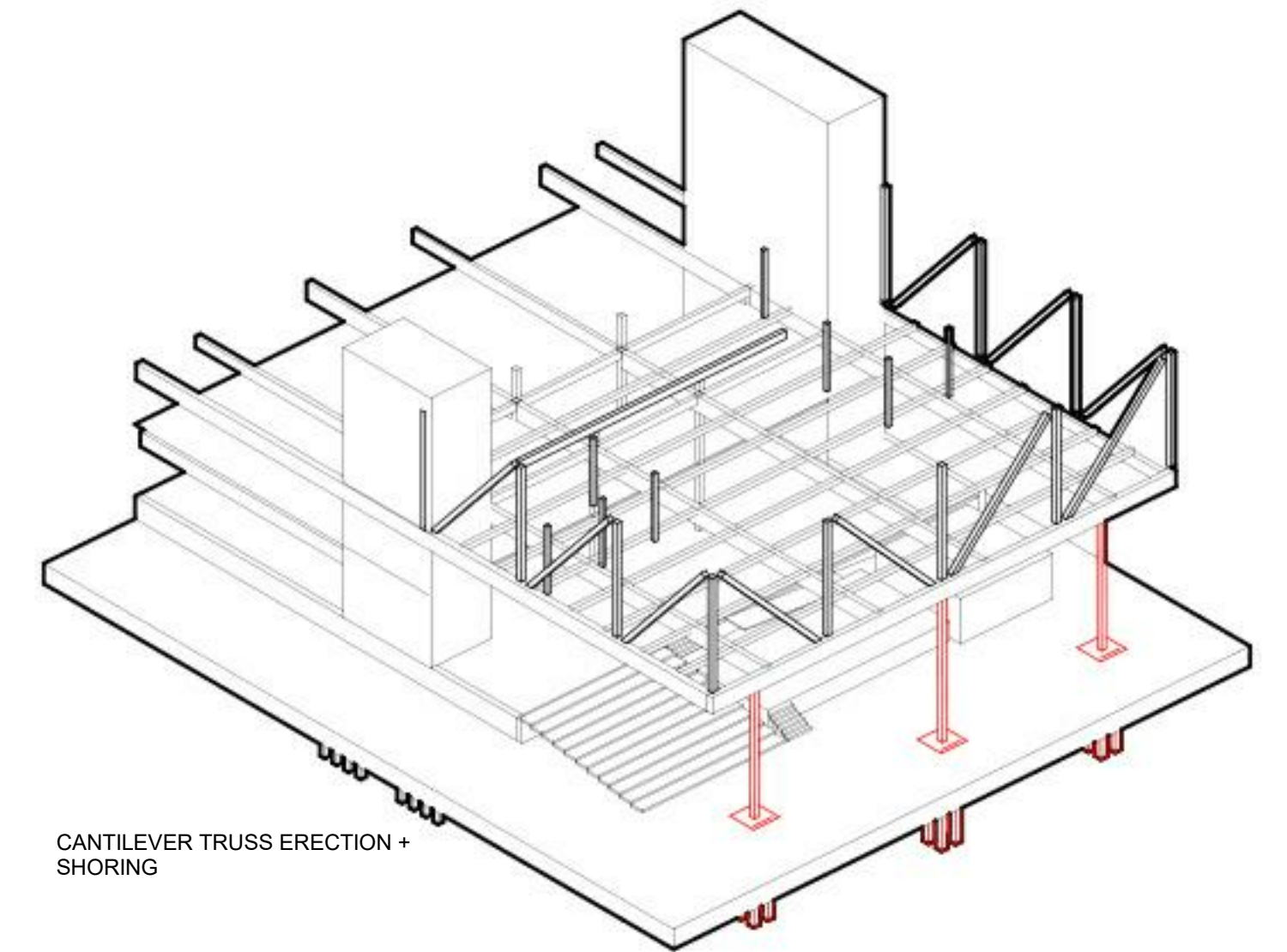
STEEL BRACED CORE ERECTION



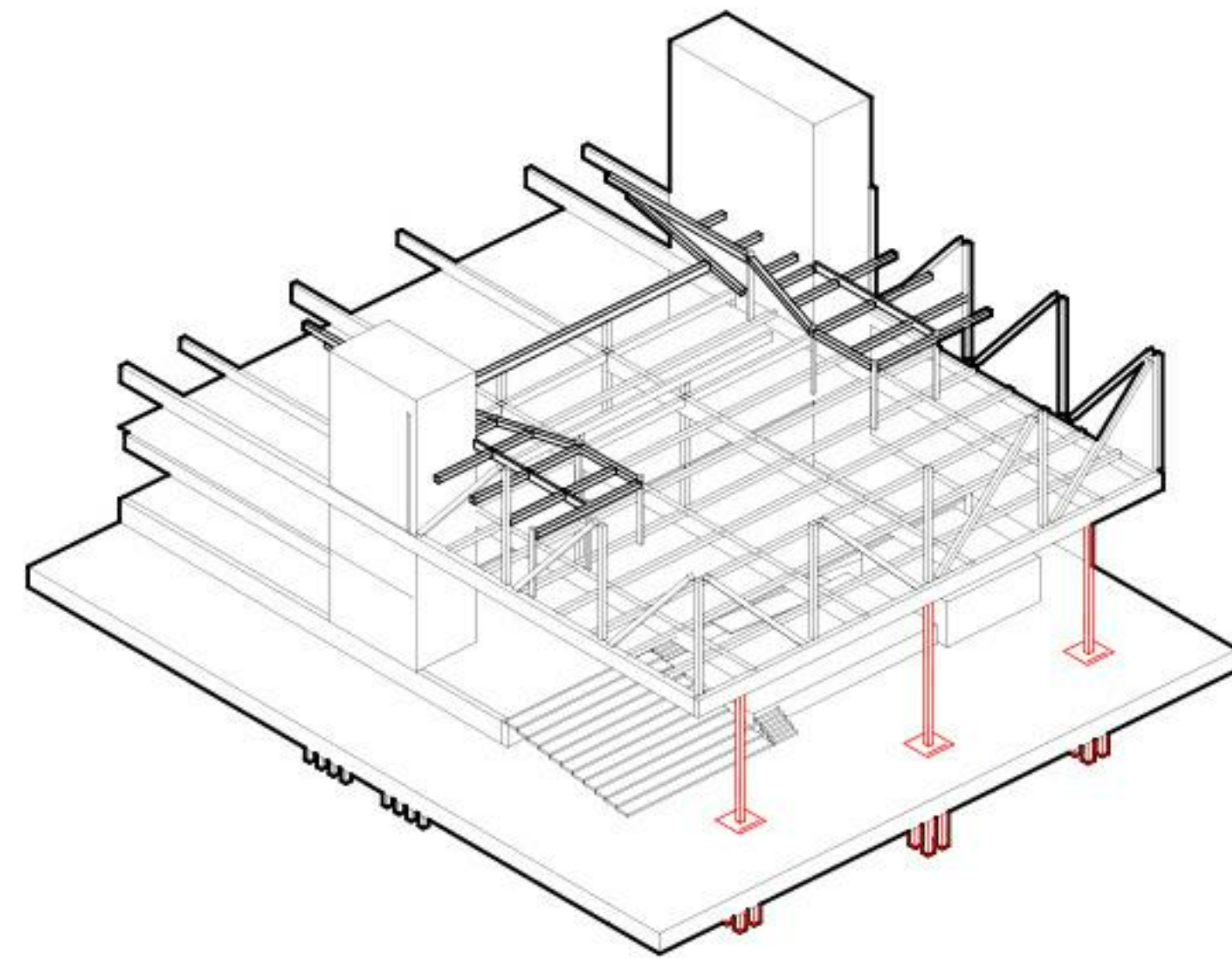
CMU CLAD CORES + SECOND FLOOR FLOOR STRUCTURE



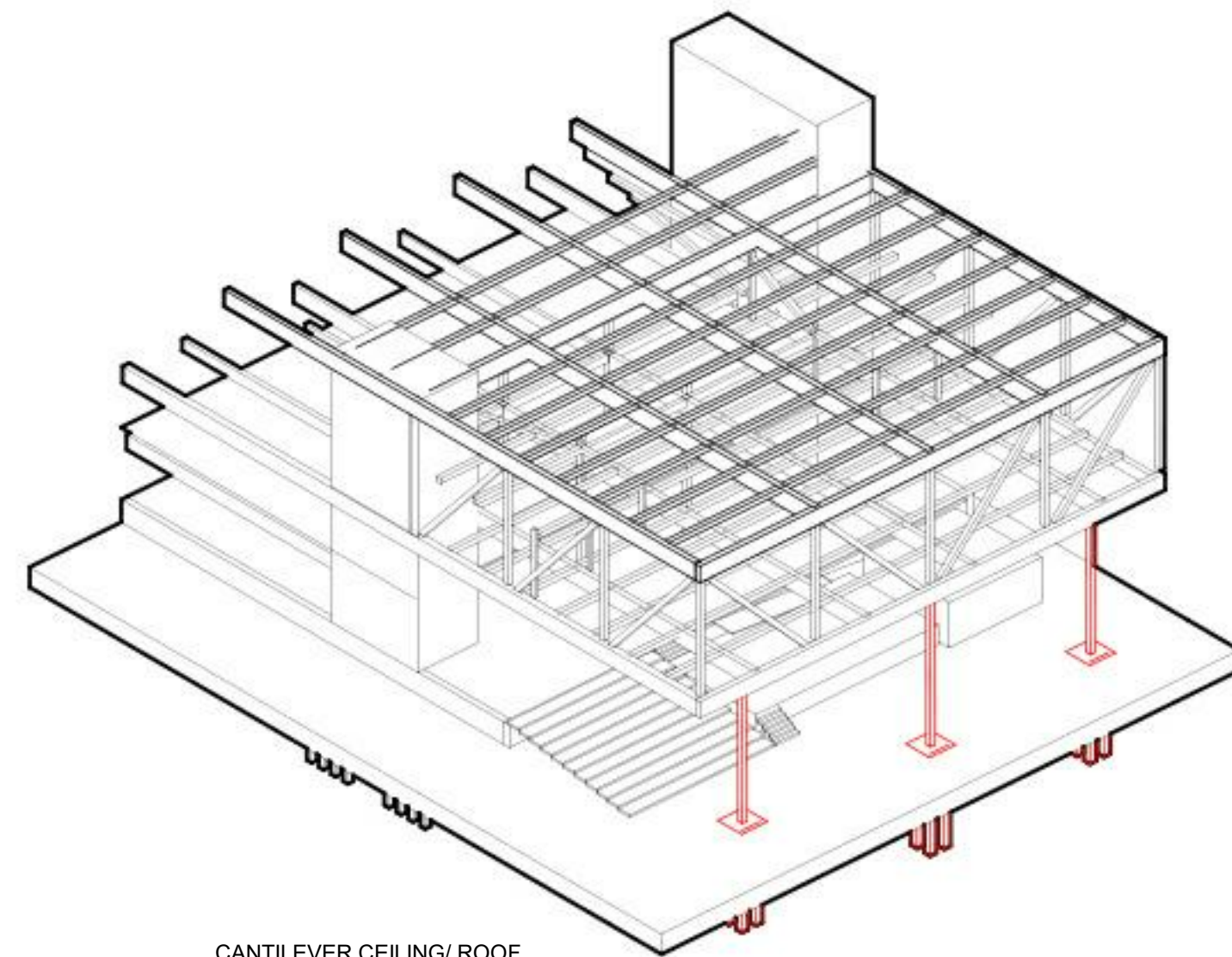
CANTILEVER STRUCTURE + TEMPORARY SHORING



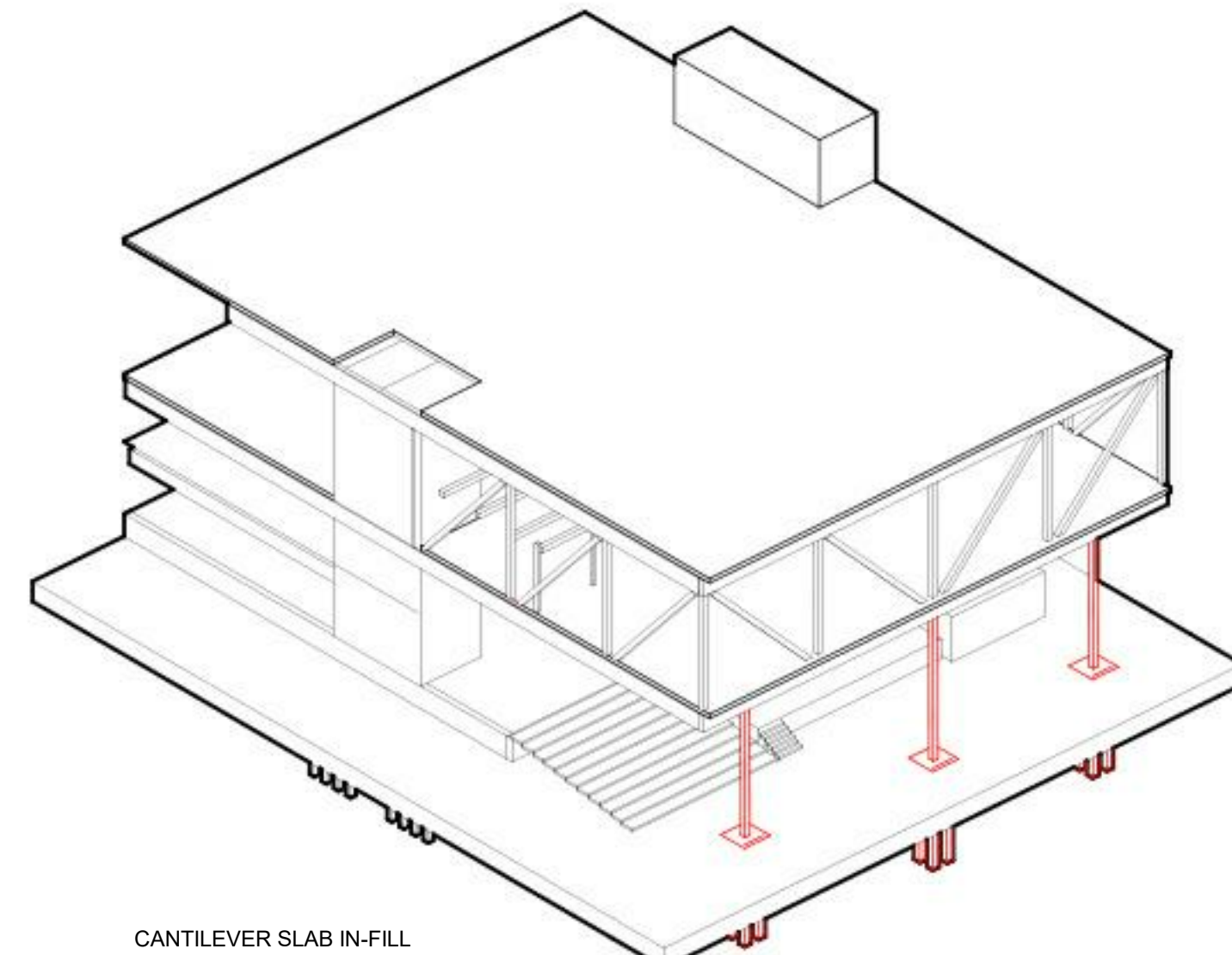
CANTILEVER TRUSS ERECTION + SHORING



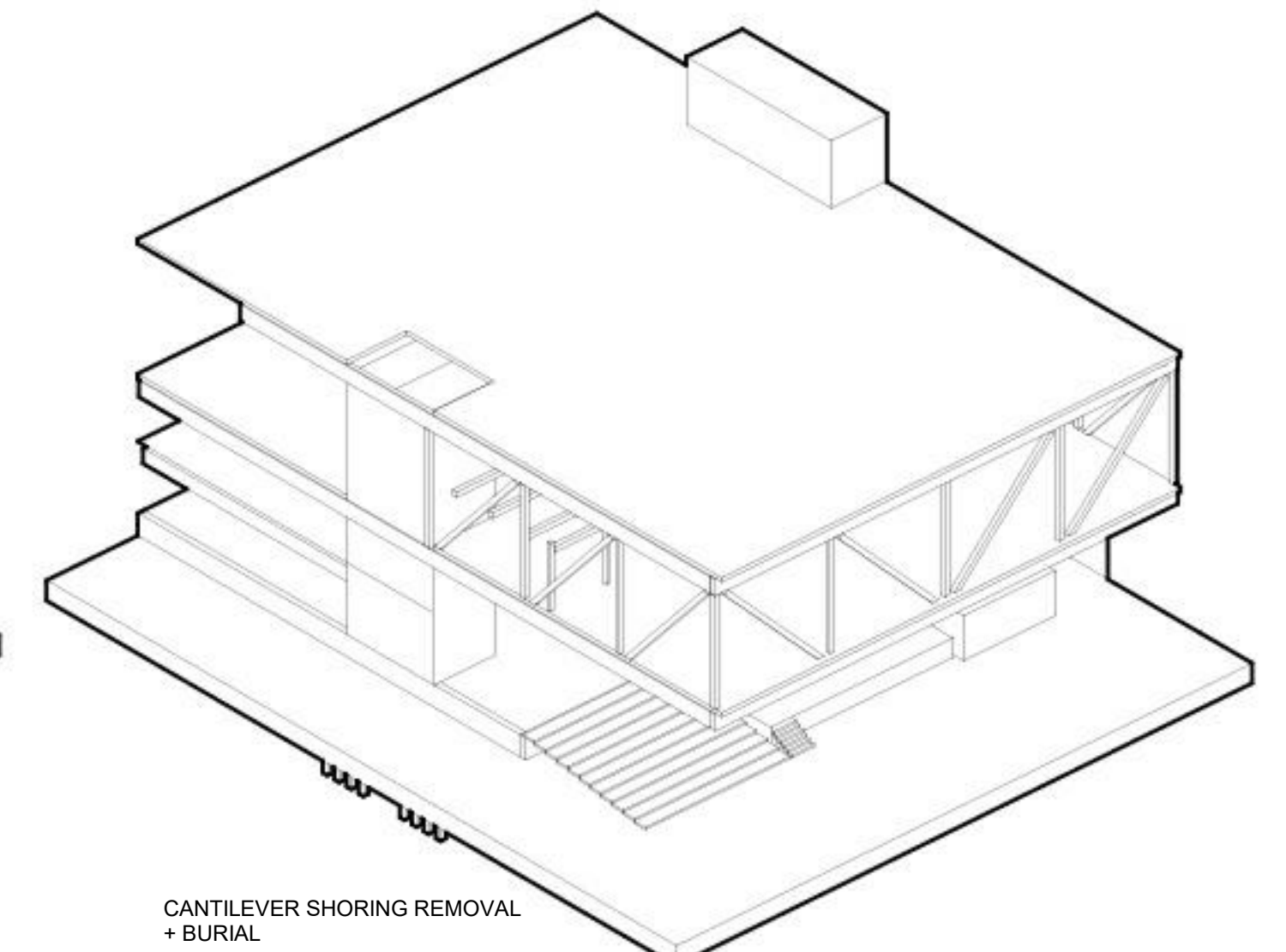
SECONDARY STRUCTURAL SYSTEM



CANTILEVER CEILING/ ROOF STRUCTURE



CANTILEVER SLAB IN-FILL



CANTILEVER SHORING REMOVAL + BURIAL



PINK FLAMINGOS

WILLIAM ANDERSON
REBECCA GREENBERG
JACOB GULINSON
IAN LEE

ARCHITECTURAL CONSULTANT

CLEMENTINA RUGGIERI, SPACE 4 ARCHITECTS
CR@4ARCH.COM

MEP ENGINEER

JONCE WALKER, THORNTON TOMASETTI
JWALKER@THORNTONTOMASETTI.COM

STRUCTURAL ENGINEER

JASON STONE, LERA
JASON.STONE@LERA.COM

ENCLOSURE CONSULTANT

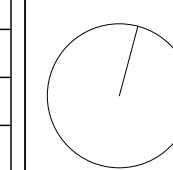
RYAN DONAGHY, SHOP
DONAGHYR@GMAIL.COM

GSAPP

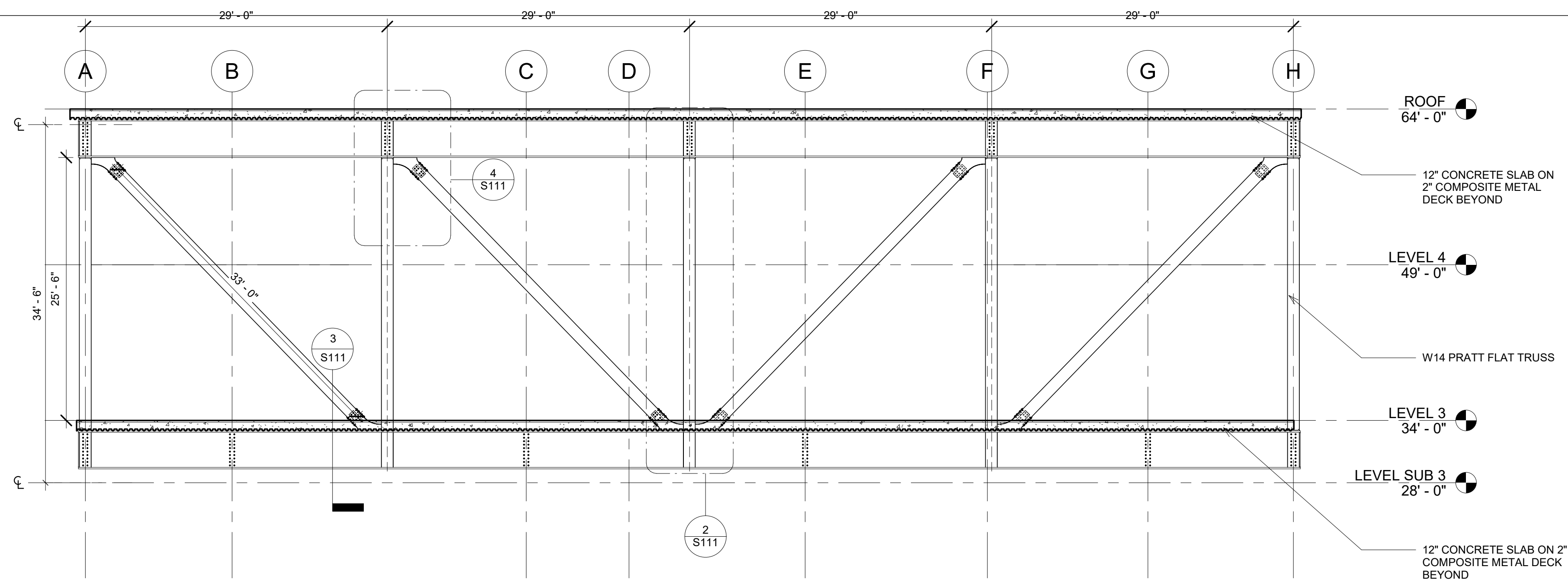
ELEVATED STATES

ISSUANCE

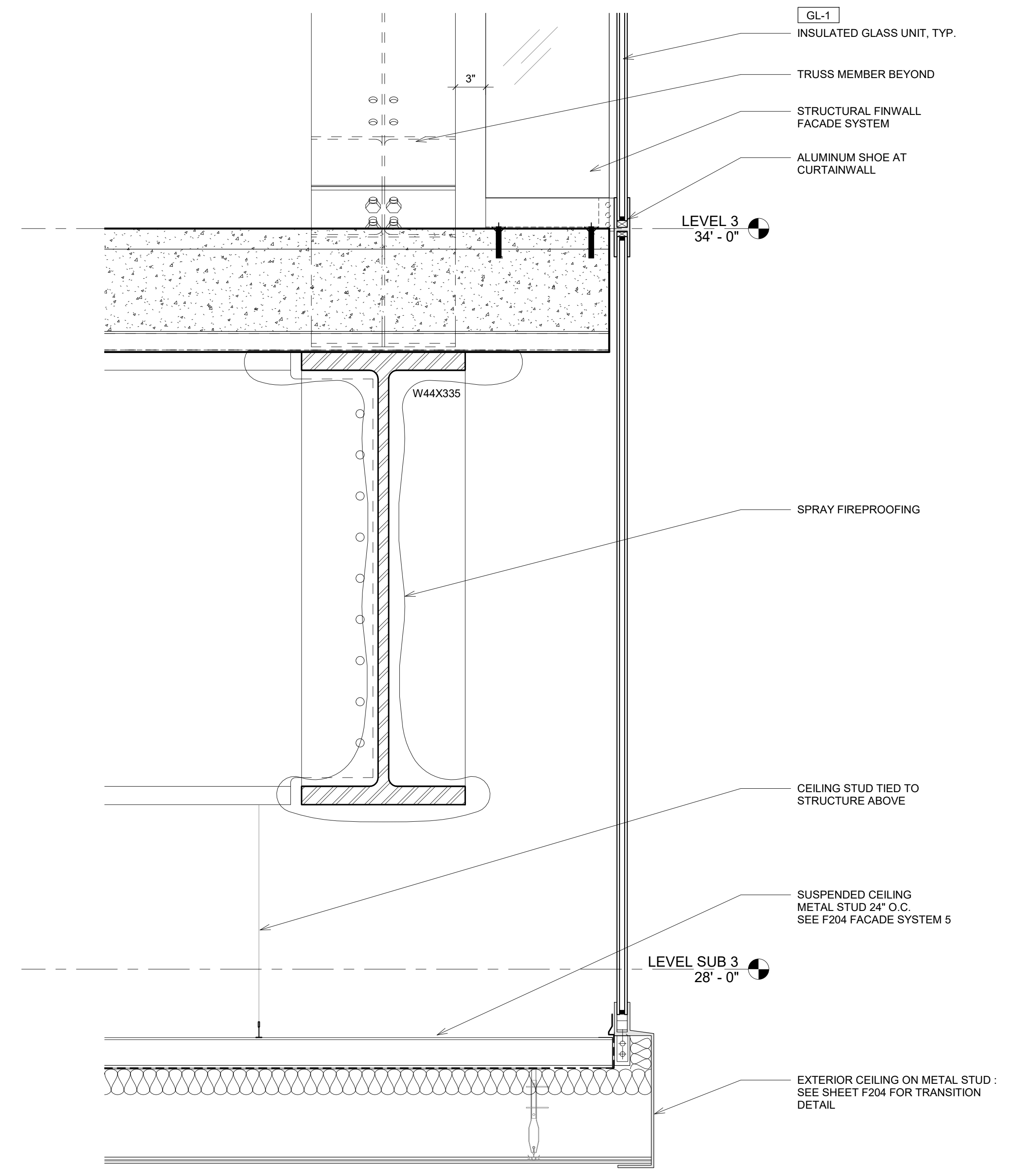
NO.	DESCRIPTION	DATE
1	SCHEMATIC DESIGN	09.18.2018
2	DESIGN DEVELOPMENT	10.23.2018
3	CONSTRUCTION DOCUMENTS	11.27.2018



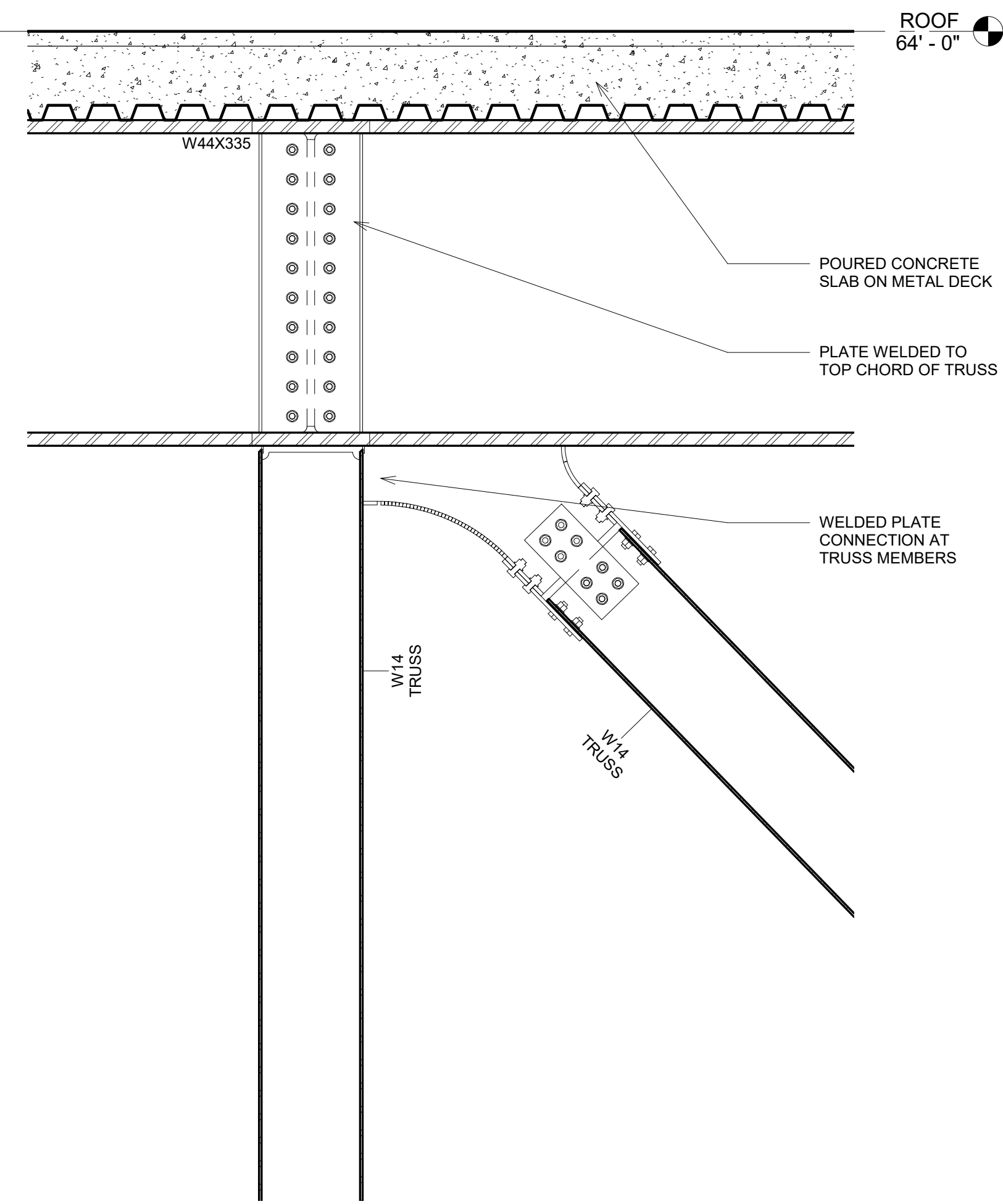
S110
CONSTRUCTION SEQUENCE



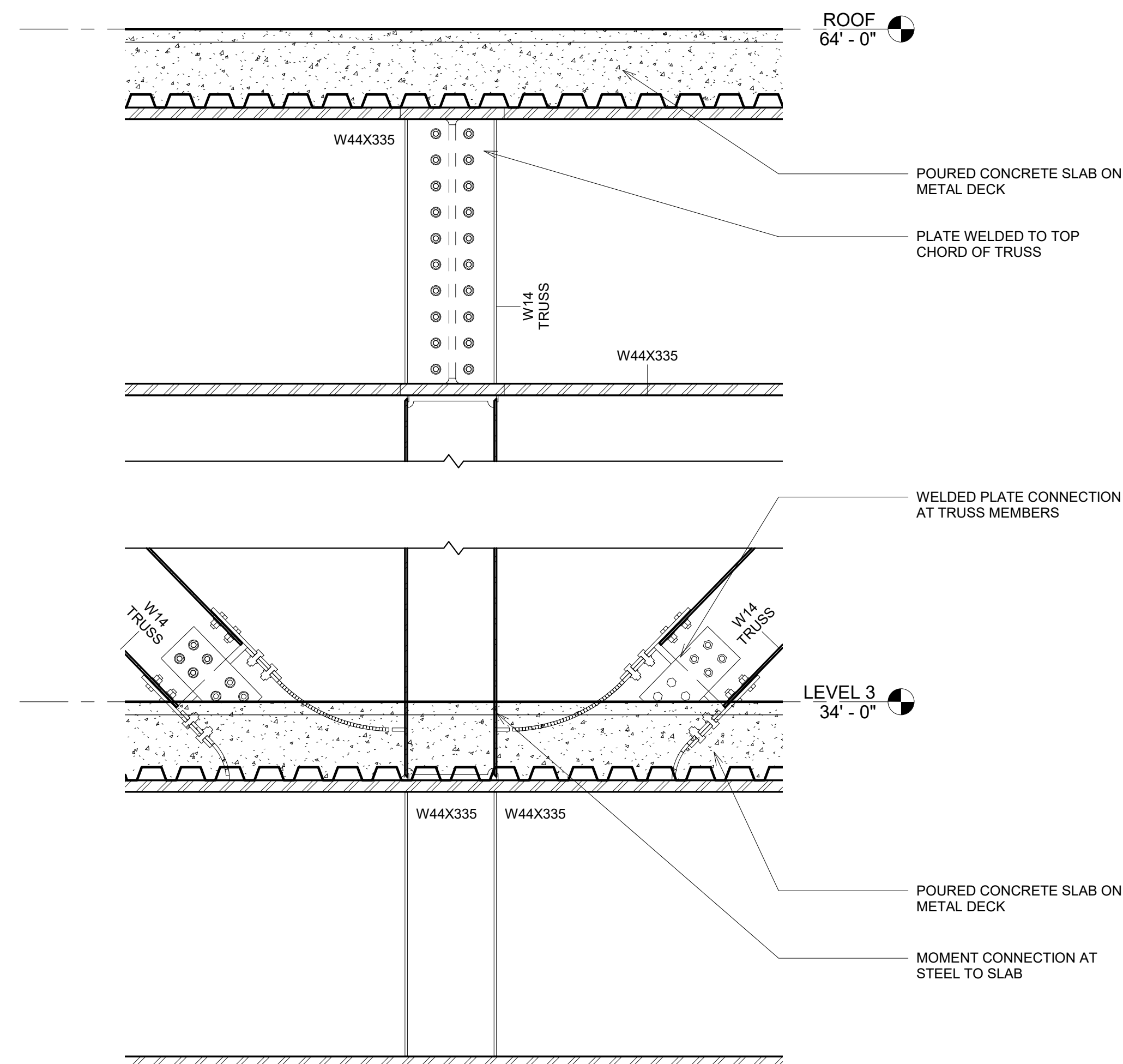
① TRUSS - W. ELEVATION
1/8" = 1'-0"



③ TRUSS TO FLOOR PLATE CONNECTION
1 1/2" = 1'-0"



④ 30' FLAT PRATT TRUSS TYP. BRACING CONNECTION
3/4" = 1'-0"



② TRUSS - CONNECTION DETAIL
3/4" = 1'-0"



PINK FLAMINGOS

WILLIAM ANDERSON
REBECCA GREENBERG
JACOB GULINSON
IAN LEE

ARCHITECTURAL CONSULTANT

CLEMENTINA RUGGIERI, SPACE 4 ARCHITECTS
CR@4ARCH.COM

MEP ENGINEER

JONCE WALKER, THORNTON TOMASETTI
JWALKER@THORNTONTOMASETTI.COM

STRUCTURAL ENGINEER

JASON STONE, LERA
JASON.STONE@LERA.COM

ENCLOSURE CONSULTANT

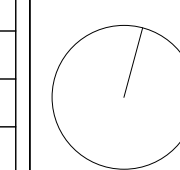
RYAN DONAGHY, SHOP
DONAGHYR@GMAIL.COM

GSAPP

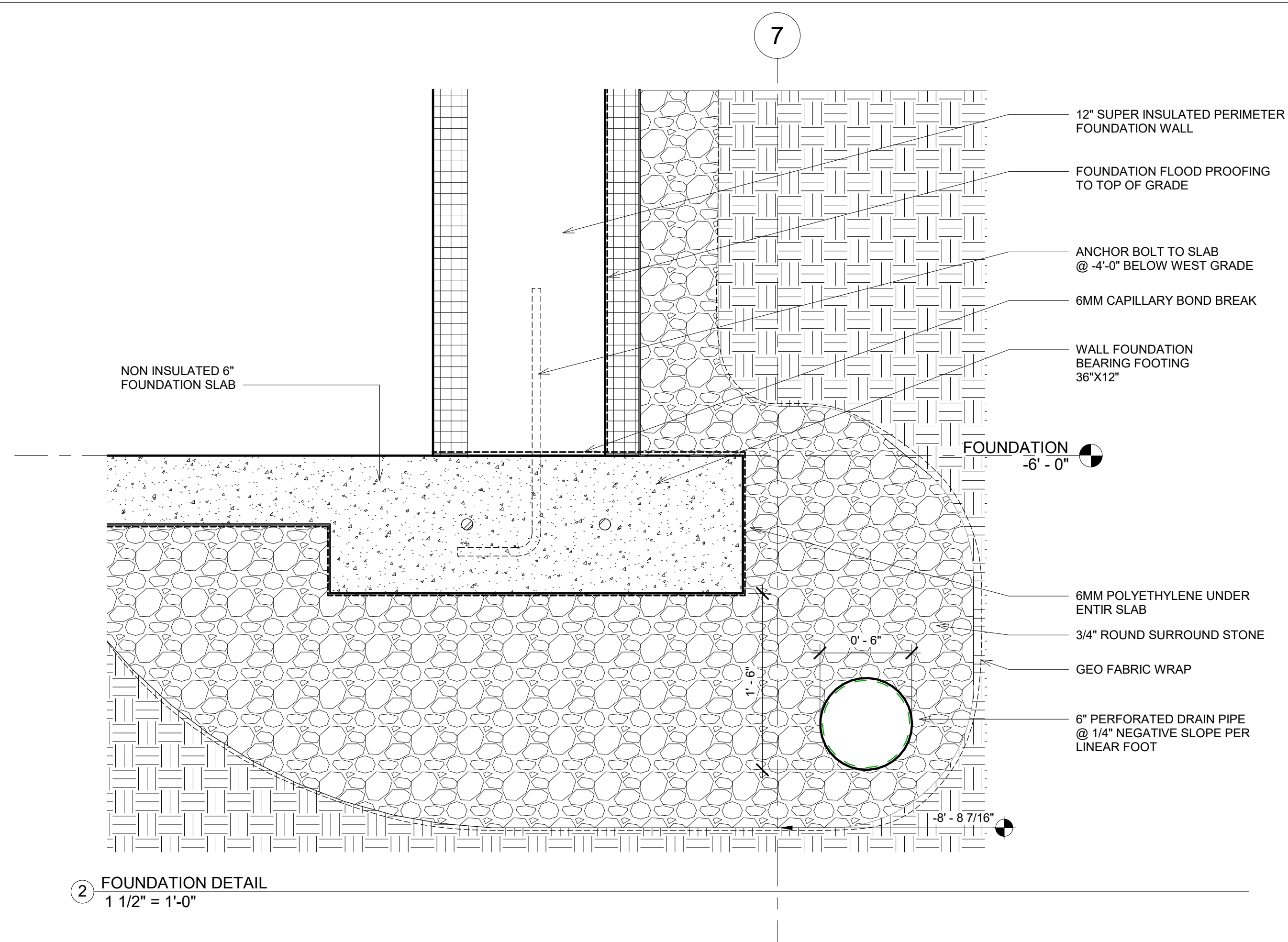
ELEVATED STATES

ISSUANCE

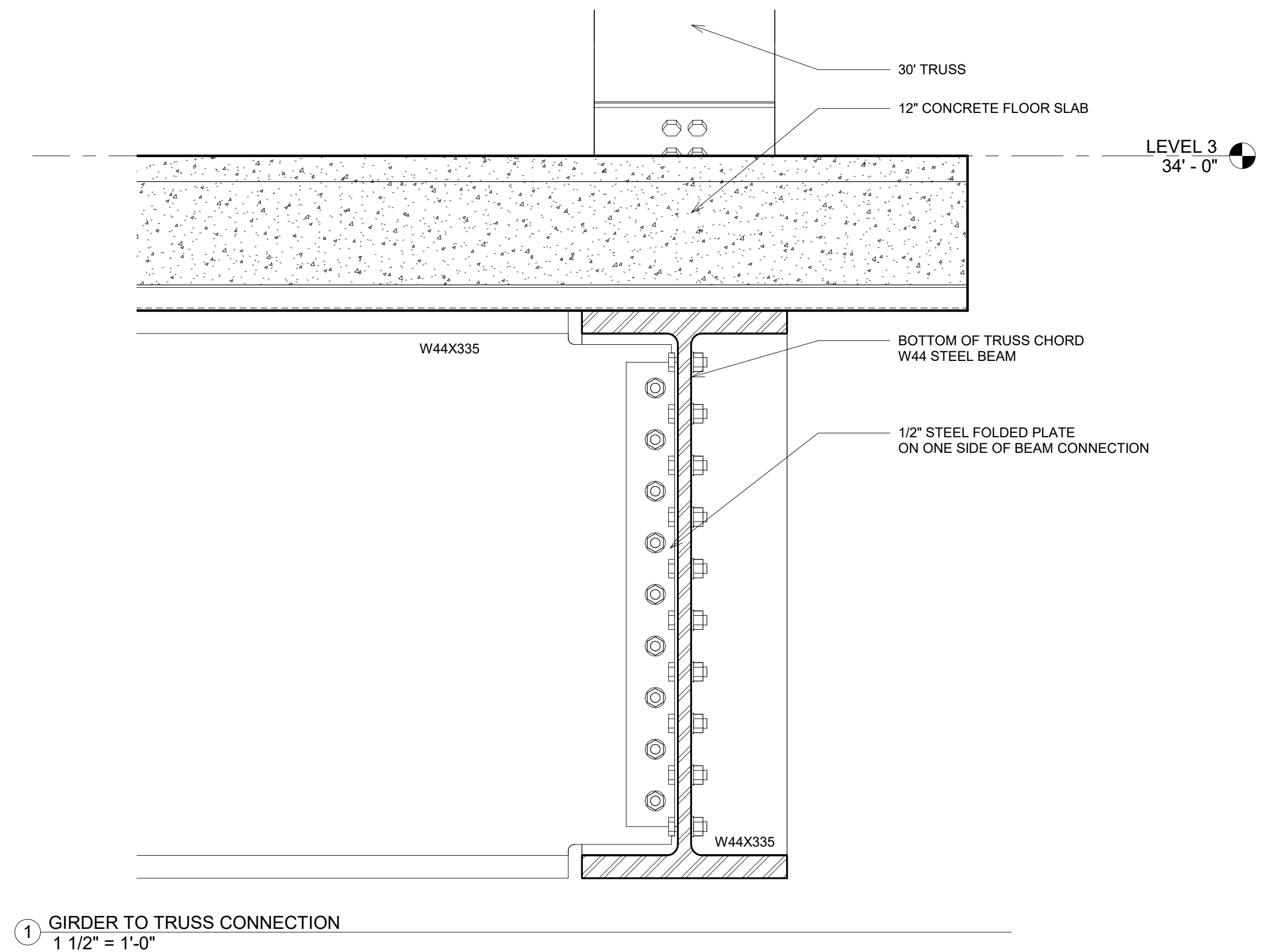
NO.	DESCRIPTION	DATE
1	SCHEMATIC DESIGN	09.18.2018
2	DESIGN DEVELOPMENT	10.23.2018
3	CONSTRUCTION DOCUMENTS	11.27.2018



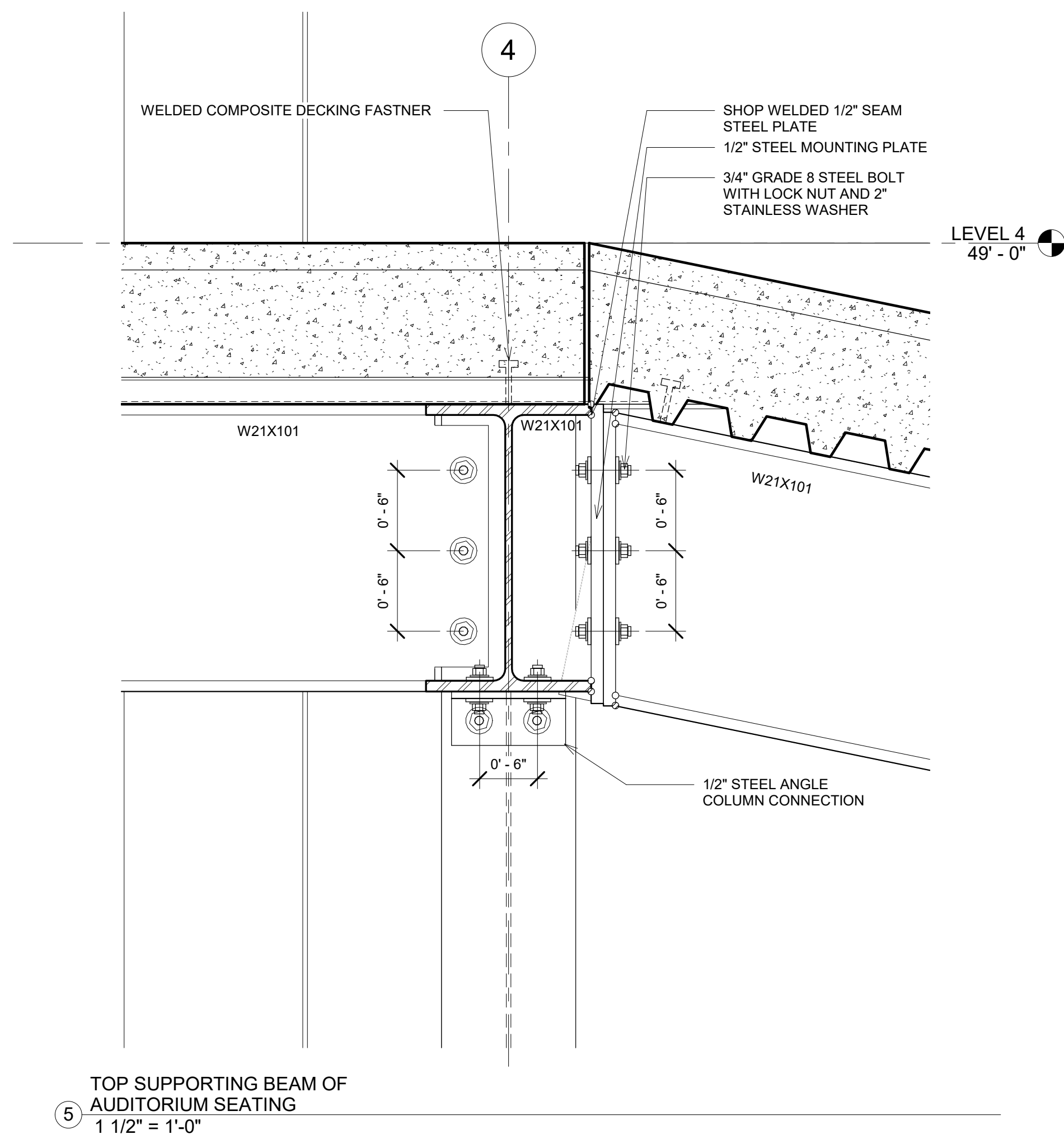
S111
STRUCTURAL DETAILS



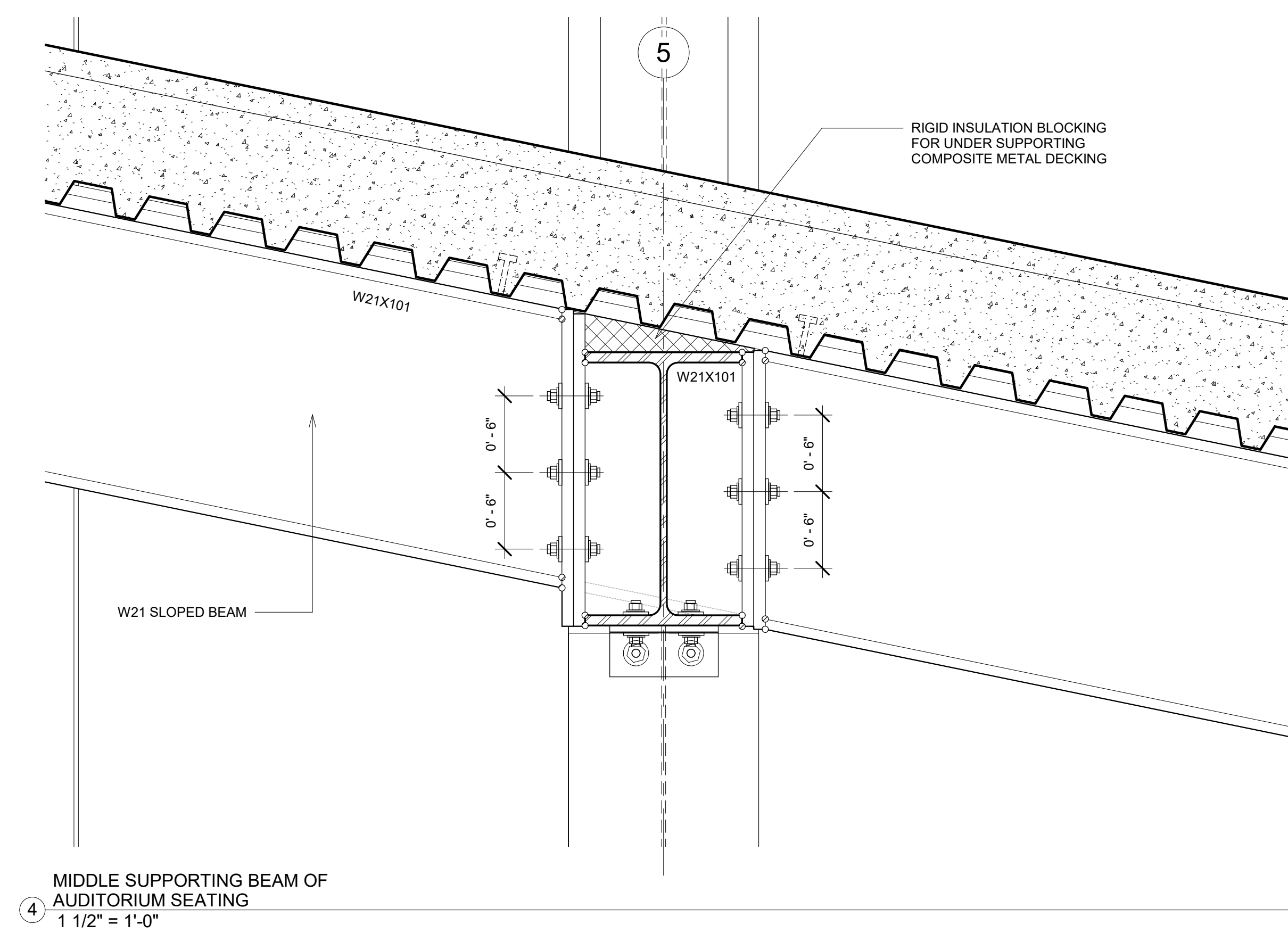
② FOUNDATION DETAIL
1 1/2" = 1'-0"



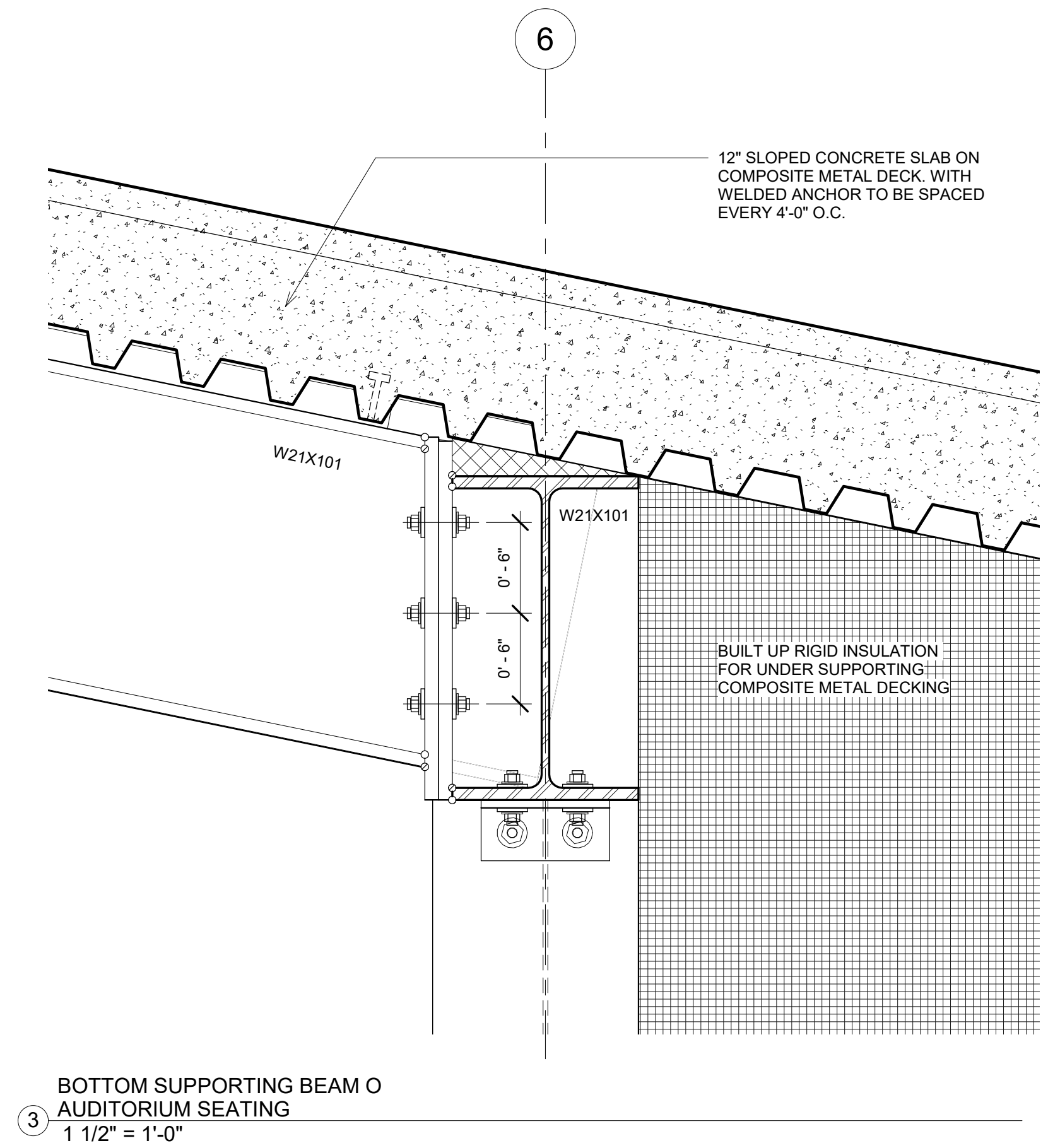
① GIRDER TO TRUSS CONNECTION
1 1/2" = 1'-0"



⑤ TOP SUPPORTING BEAM OF AUDITORIUM SEATING
1 1/2" = 1'-0"



④ MIDDLE SUPPORTING BEAM OF AUDITORIUM SEATING
1 1/2" = 1'-0"



③ BOTTOM SUPPORTING BEAM OF AUDITORIUM SEATING
1 1/2" = 1'-0"



PINK FLAMINGOS
 WILLIAM ANDERSON
 REBECCA GREENBERG
 JACOB GULINSON
 IAN LEE

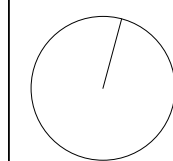
ARCHITECTURAL CONSULTANT
 CLEMENTINA RUGGIERI, SPACE 4 ARCHITECTS
 CR@4ARCH.COM
MEP ENGINEER
 JONCE WALKER, THORNTON TOMASETTI
 JWALKER@THORNTONTOMASETTI.COM

STRUCTURAL ENGINEER
 JASON STONE, LERA
 JASON.STONE@LERA.COM
ENCLOSURE CONSULTANT
 RYAN DONAGHY, SHOP
 DONAGHYR@GMAIL.COM

GSAPP

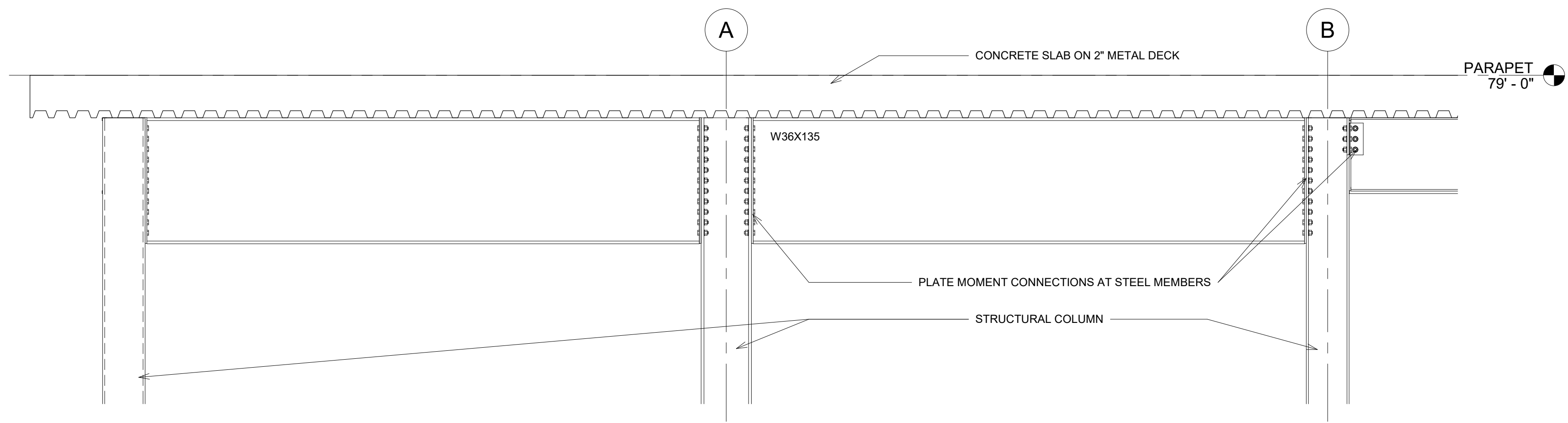
ELEVATED STATES

ISSUANCE		
NO.	DESCRIPTION	DATE
1	SCHEMATIC DESIGN	09.18.2018
2	DESIGN DEVELOPMENT	10.23.2018
3	CONSTRUCTION DOCUMENTS	11.27.2018

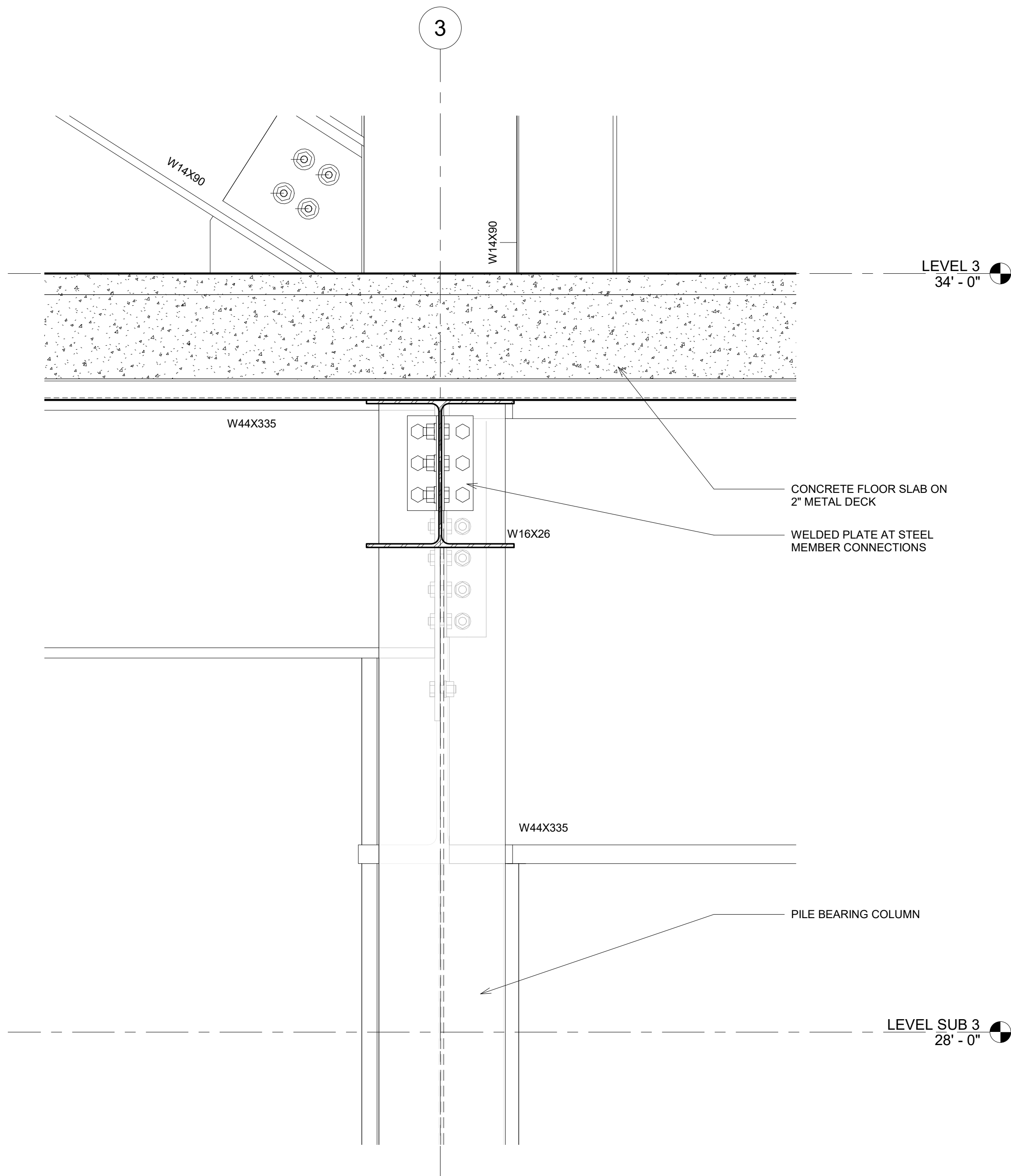


S112
STRUCTURAL DETAILS

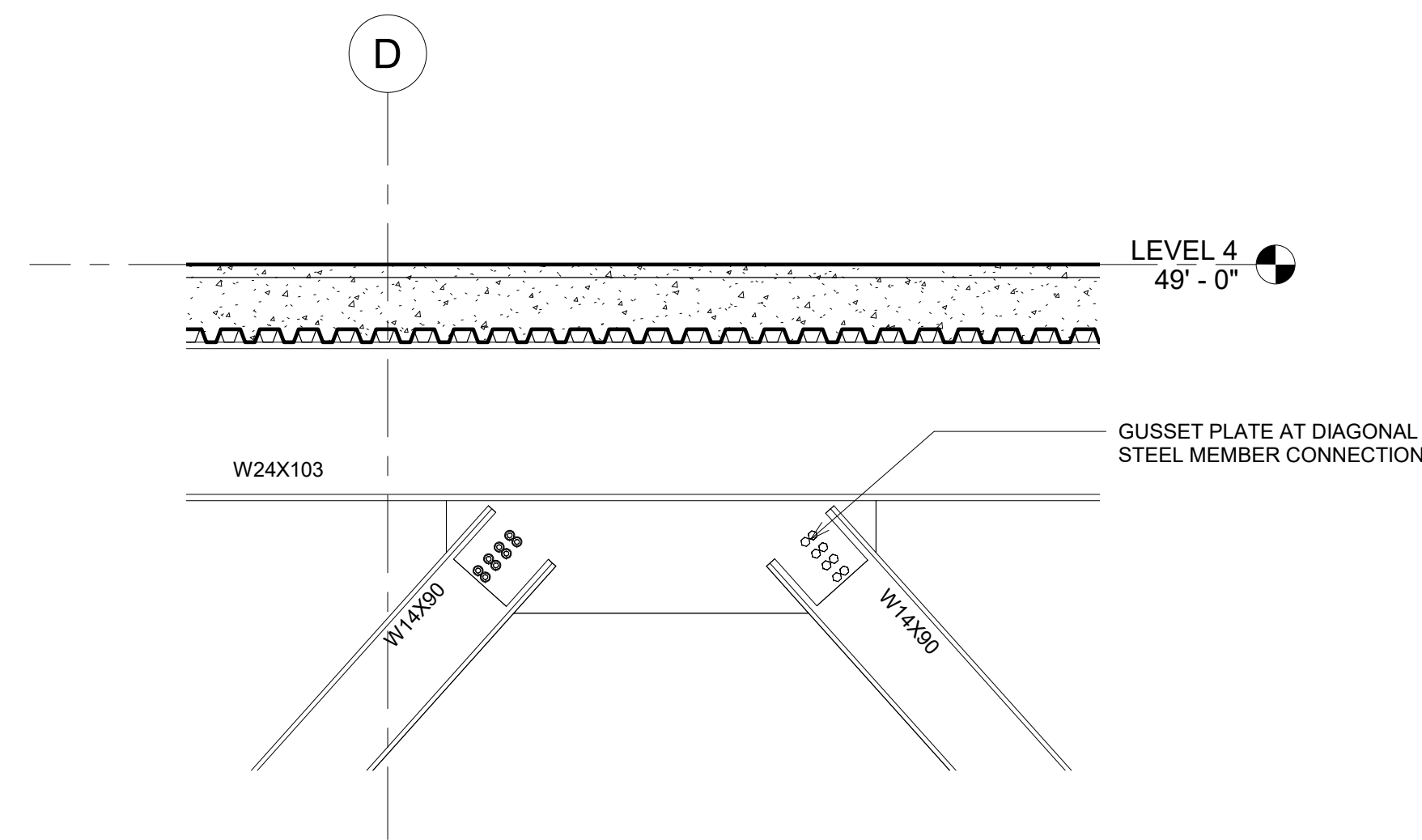
11/25/2018
 9:43:28 PM



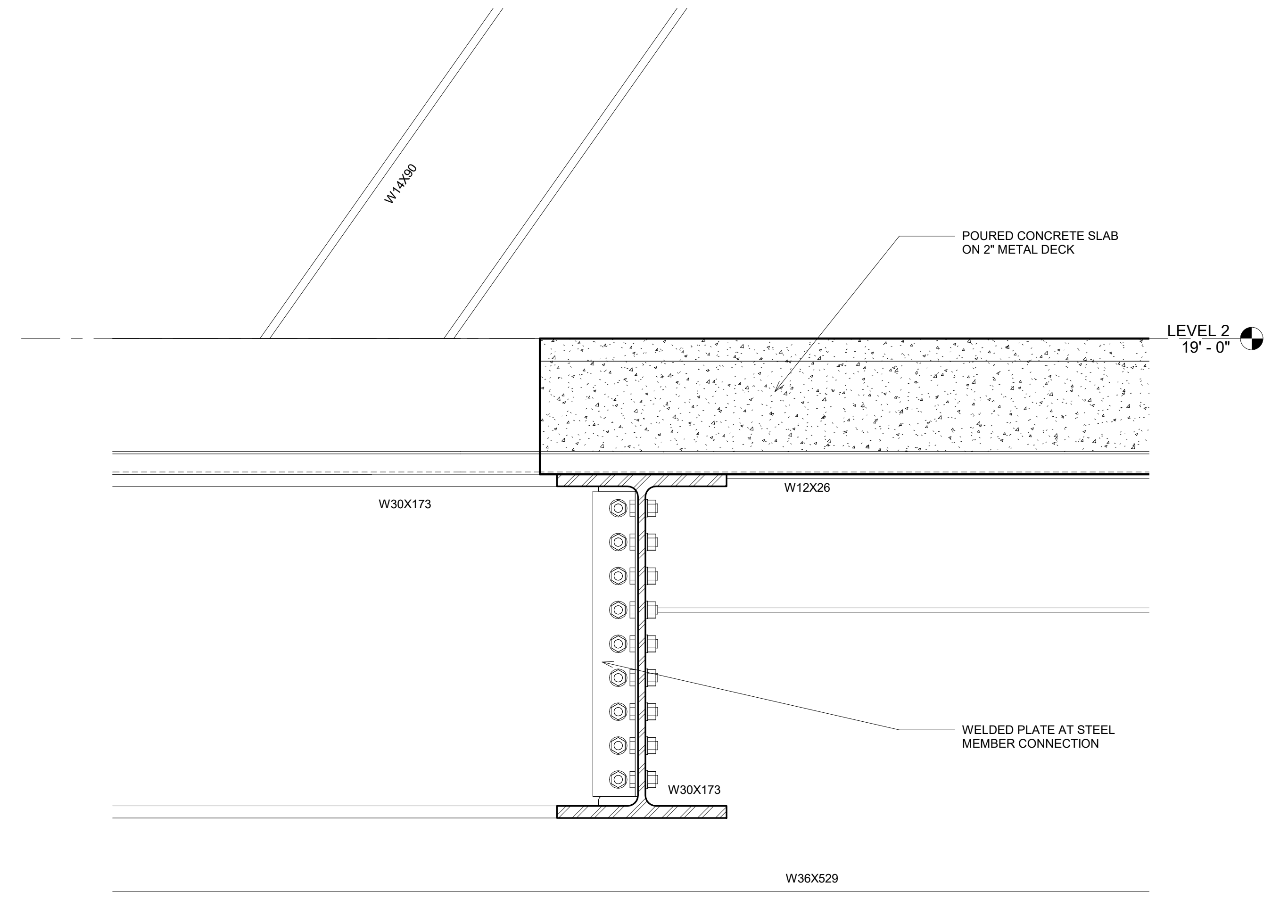
④ GRAND STAIR MOMENT FRAME CONNECTION
1/2" = 1'-0"



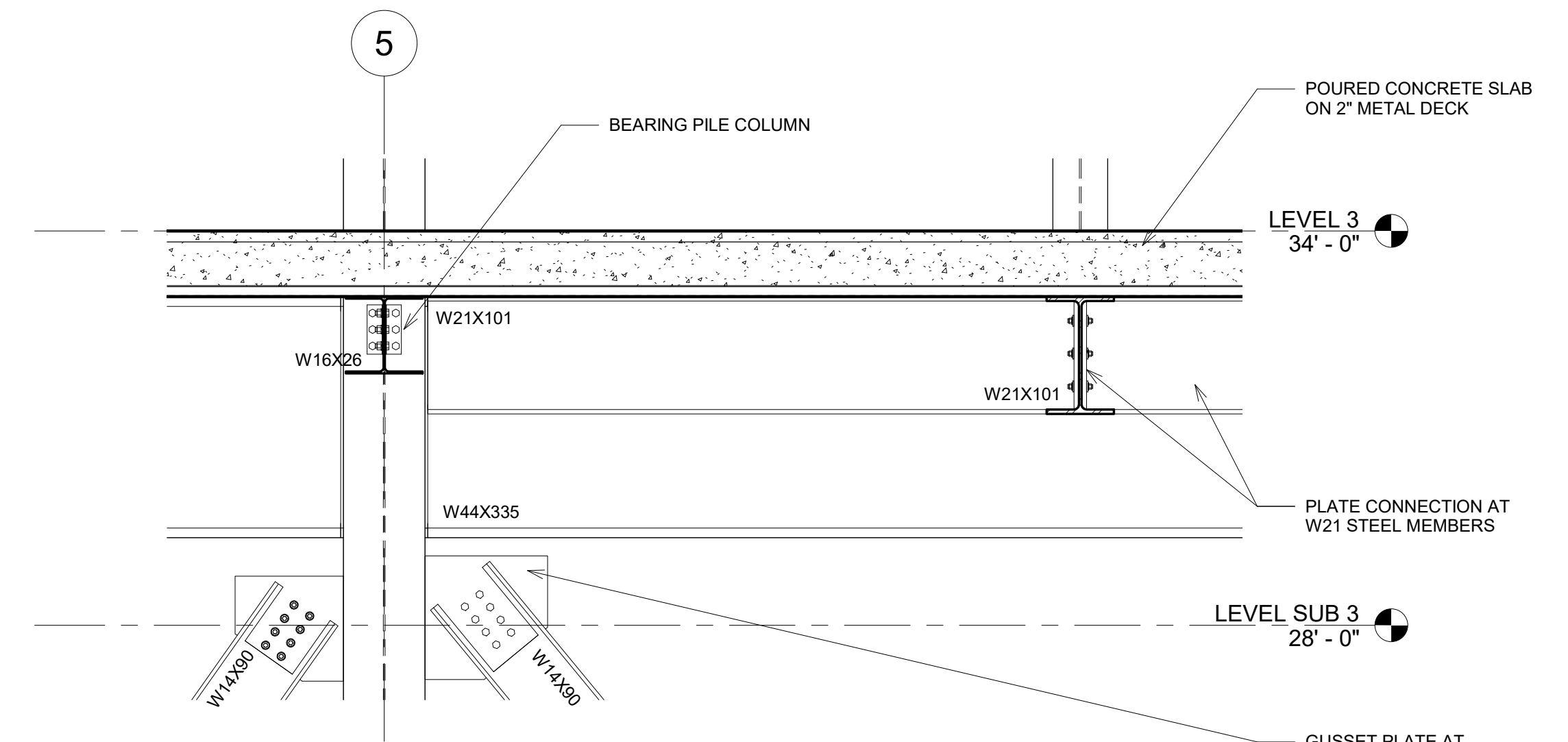
① W36 GRIDER TO CMU BRACE FRAME CONNECTION
1 1/2" = 1'-0"



⑤ TYP. W 14 BRACE FRAME CONNECTION
1/2" = 1'-0"



② TYPICAL LARGE W BEAM CONNECTION AT DOUBLE STORY GALLERY
1 1/2" = 1'-0"



③ TYPICAL STEEL DETAIL 1
1/2" = 1'-0"



PINK FLAMINGOS

WILLIAM ANDERSON
REBECCA GREENBERG
JACOB GULINSON
IAN LEE

ARCHITECTURAL CONSULTANT

CLEMENTINA RUGGIERI, SPACE 4 ARCHITECTS
CR@4ARCH.COM

MEP ENGINEER

JONCE WALKER, THORNTON TOMASETTI
JWALKER@THORNTONTOMASETTI.COM

STRUCTURAL ENGINEER

JASON STONE, LERA
JASON.STONE@LERA.COM

ENCLOSURE CONSULTANT

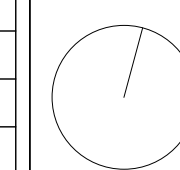
RYAN DONAGHY, SHOP
DONAGHYR@GMAIL.COM

GSAPP

ELEVATED STATES

ISSUANCE

NO.	DESCRIPTION	DATE
1	SCHEMATIC DESIGN	09.18.2018
2	DESIGN DEVELOPMENT	10.23.2018
3	CONSTRUCTION DOCUMENTS	11.27.2018



S113
STRUCTURAL DETAILS

11/25/2018
9:43:36 PM